

# BELGARD®

Pro Consultation Guide



# WHY PROS CHOOSE BELGARD

## QUALITY

Belgard pavers and walls are engineered for long-term performance and beauty to reduce call-backs. Every product is backed by a transferable limited lifetime warranty, giving your customers confidence in your work.

## SERVICE

Belgard and the Oldcastle APG family of brands deliver national scale with local manufacturing, distribution and field support. With more than 150 locations, we help keep product available, projects on schedule and jobsites supplied.

## EXPERTISE


For over 25 years, Belgard has led the hardscape category with proven installation standards and training. Our Belgard Authorized Contractors and certified installers are backed with technical support and resources from takeoff to final walkthrough.

## INNOVATION

Belgard invests over 20,000 R&D hours each year to develop new hardscape systems, textures and installation solutions that help you work faster and build better spaces. Our products set performance standards and keep your offering ahead of trends.

## DESIGN

Belgard design tools, pattern libraries and visualization resources help you show customers what's possible and sell more complete outdoor living projects. From simple patios to complex multi-level spaces, our portfolio supports your client's vision.



# TABLE OF CONTENTS

FIND YOUR  
BELGARD  
SALES REP  
[Beldgard.com/FindMyRep](http://Belgard.com/FindMyRep)



PRODUCT  
INSTALLATION  
GUIDES  
[Beldgard.com/InstallGuide](http://Beldgard.com/InstallGuide)



## SHAPE YOUR PLAN

- 6 Space Planning
- 8 Style Trends
- 10 Color
- 12 Patterns & Scale
- 13 Texture
- 14 Define with Walls
- 16 Quality Assurance



## PAVERS

- 20 Avalon Slate
- 22 Belgian Cobble®
- 24 Brooklyn™
- 26 Cambridge Cobble®
- 28-31 Catalina Grana®
- 32 Charlestone™
- 34-47 Dimensions™ 3-Piece
- 48-53 Dimensions™ Paver
- 54-57 Dimensions™ Plank
- 58-61 Dimensions™ Slab
- 62 Empire™
- 64 Hexagon 6
- 66 Holland Stone
- 68 Mega-Arbel®
- 70-81 Origins™ 3-Piece
- 82 Origins™ Paver
- 84 Papyrus™
- 86 Travertino
- 88 Turfstone™



## PORCELAIN

- 90 Foundation™
- 92 Genoa™
- 94 Glocal
- 96 Jurupa
- 98 Lagoon
- 100 Noon
- 102 Norr
- 104 November
- 106 Quarziti 2.0
- 108 Silverlake
- 110 Travertini
- 112 Unico 2.0



## WALLS

- 114 Ashlar Tandem™
- 116 Diamond® 9D Straight
- 118 Diamond Pro® Air Smooth
- 120 Diamond Pro® Air Straight
- 122 Diamond Pro® PS Straight
- 124 Easton Stone™
- 126 Melville Tandem™
- 128 Melville™ Wall
- 130 Shelton Wall™
- 132 Steeple Crest™
- 134 Weston Stone™



## COPING, CAPS, EDGERS & STEPS

- 136 Anglia Edger®
- 138 Delmaro Coping
- 140 Grava Coping
- 142 Landings™ Step
- 144 Marina™ Coping
- 146 Melville™ Curb
- 148 Modena Coping



## KITCHENS & FIRE FEATURES

- 150 Artforms™ Modular Panel System
- 152 Bordeaux™ Series
- 154 Melville™ Series
- 156 Melville™ Fire Pit
- 158-159 Fire & Kitchen Accessories



## RESOURCES

- 162-163 Color Overview
- 164-165 Paver Technologies
- 166-167 Maintenance & Protection
- 168-170 Contractor Programs
- 171 Online Resources
- 172-181 Laying Patterns



Walkways

Poolsapes

Outdoor  
Kitchens

# YOUR EXPERTISE, THEIR DREAM SPACE

## EXPLORE

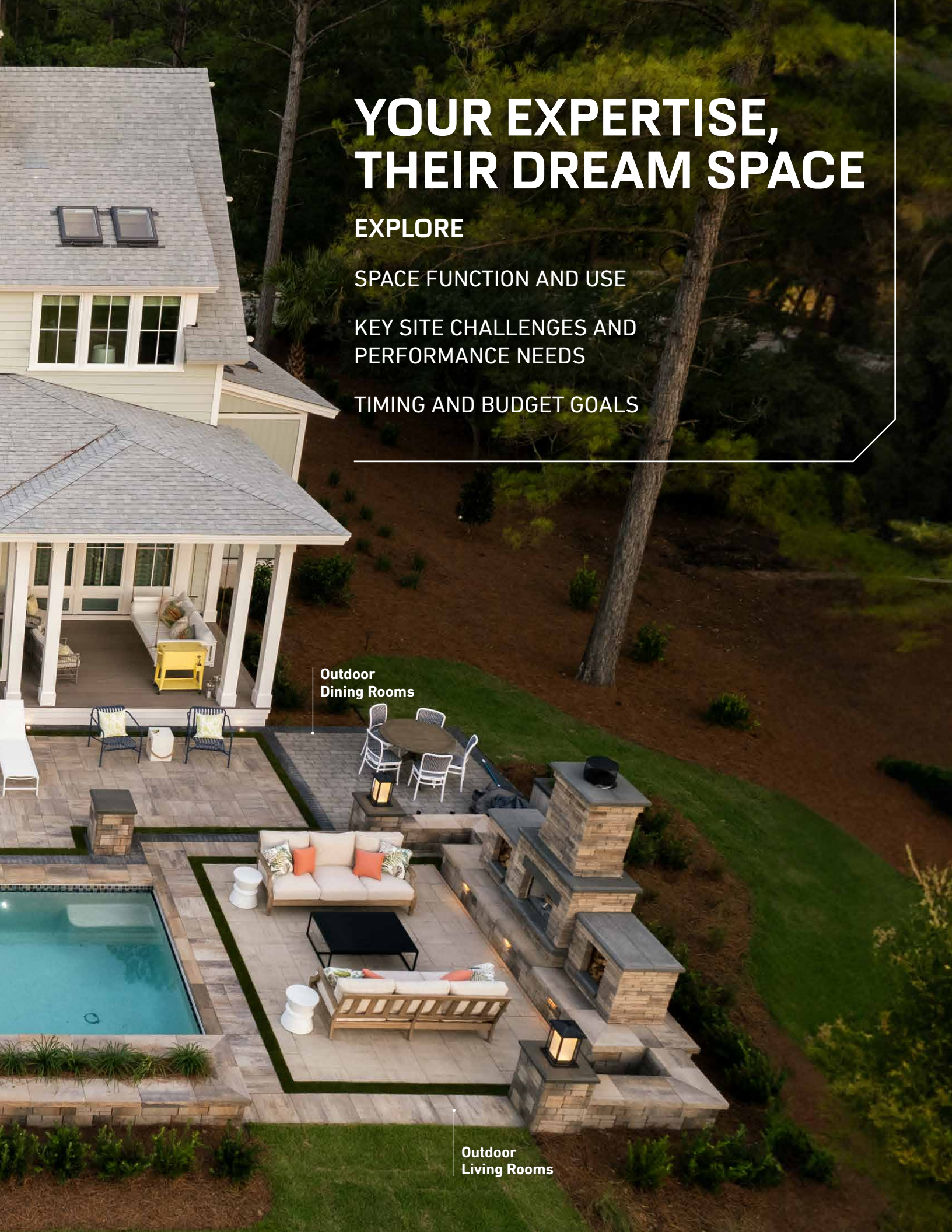
SPACE FUNCTION AND USE

KEY SITE CHALLENGES AND  
PERFORMANCE NEEDS

TIMING AND BUDGET GOALS

Outdoor  
Dining Rooms

Outdoor  
Living Rooms



BUILD FOR LIFESTYLE

# DESIGNS FOR EVERY BUDGET

Help homeowners choose the right outdoor design by uncovering priorities before showing products. Use these prompts to guide the discussion and simplify their decision-making.



## Entertainment-Ready Retreat

**BEST FOR:**

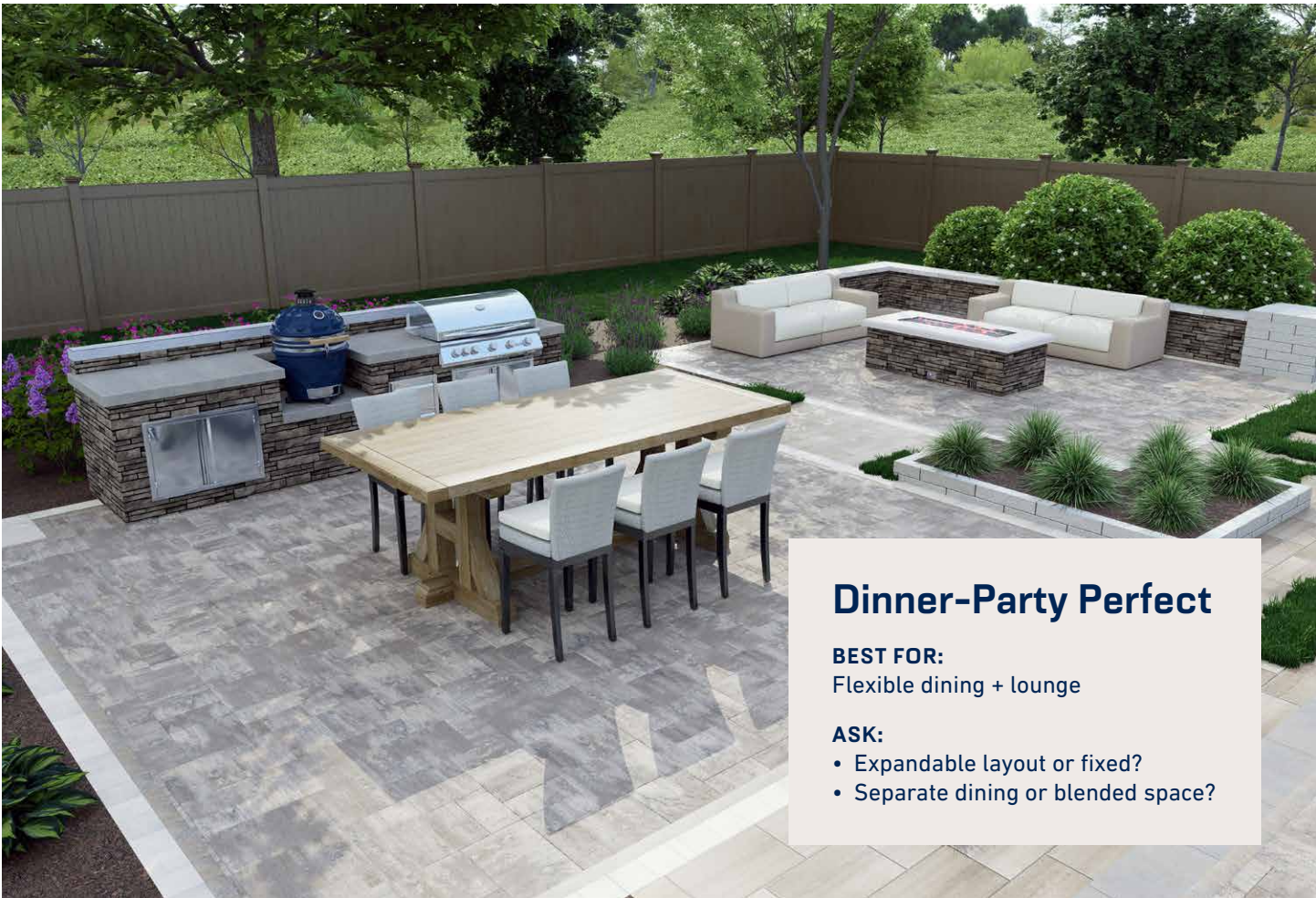
Big gatherings, outdoor cooking

**ASK:**

- Which feature is most important—fireplace, kitchen, or seating?
- Phase upgrades or build all at once?

### *Pro Tip*

Position yourself as a long-term partner, not just a one-time installer. Offer seasonal maintenance and upgrade packages.



## Dinner-Party Perfect

**BEST FOR:**  
Flexible dining + lounge

- ASK:**
- Expandable layout or fixed?
  - Separate dining or blended space?



## The Simple Life

**BEST FOR:**  
Budget-friendly, low maintenance

- ASK:**
- Speed or customization?
  - Keep it simple or allow for growth?


### Pro Tip

Modular pavers save time on design and installation and make expansions simpler.

## DESIGN FOR STYLE

# FIND THEIR PERFECT OUTDOOR STYLE

Help homeowners choose a look that fits their lifestyle and home. They've defined how they'll use the space and set a budget—now guide them toward a style that feels right.




Mega-Arbel, Origins 12, Landings Step & Artforms

## Rustic Retreat

Natural textures and earthy tones for a cozy, organic feel.

### ASK:

- Do you want the space to feel relaxed and connected to nature?
- Would rugged stone or wood accents complement your home?



Holland Stone



Dimensions 12 & Belgian Cobble



Charlestone

## Refined Tradition


Classic patterns and rich tones for timeless elegance.

**ASK:**

- Do you prefer a formal, polished look?
- Are symmetry and pattern important to you?



Brooklyn, Weston Stone & Marina Coping



Dimensions 18 with Dimensions Border



Quarziti 2.0 & Artforms Fire Pit with Quarziti 2.0 Veneers

## Modern Minimalism

Clean lines and smooth textures for a sleek, contemporary vibe.

**ASK:**

- Do you want an open, uncluttered space?
- Would large-format pavers or neutral tones fit your vision?

## THE ART OF DESIGN


# MAKE YOUR STATEMENT WITH COLOR

You've defined the space and chosen a style—now let's pick colors that bring it all together. By guiding them through color choices, you can elevate curb appeal and create designs that complement their home's style.



## Solid Shades

Offer a clean, cohesive look that simplifies design decisions. Solid shades provide a timeless foundation, making landscaping and décor stand out effortlessly.



## Monochromatic

Suggest a sleek, unified palette for homeowners who prefer understated elegance. Monochromatic designs highlight textures and patterns without overwhelming the space.



## Contrasts

Encourage bold combinations for homeowners seeking visual interest. Contrasting colors define spaces, highlight features, and create a dynamic, eye-catching design.




## Cool Blends

Introduce refreshing, modern tones that bring a sense of calm to outdoor spaces. Cool blends work well for contemporary styles, adding subtle sophistication homeowners will love.



## Warm Tones

Warm tones create inviting, comfortable environments. They pair perfectly with natural elements and greenery, giving outdoor living areas a grounded, welcoming feel.



## Mix & Match

Show how mixing colors and textures can personalize a space. This approach allows homeowners to create unique transitions between areas and express their individual style.

UNLOCKING FLEXIBILITY & FLOW

# MODULAR SIZES. ENDLESS PATTERNS.


Show homeowners how size and layout choices transform the look and feel of their space—and how **modular** systems make it easy to customize now and expand later.




Dimensions Slab 24 x 36

## Design Smarter: Scale + Pattern That Sell


- **Size Sets the Tone:** Big slabs create a modern, open feel, smaller units add detail and intimacy.
- **Pattern Adds Personality:** Straight lines feel calm, angled layouts bring energy.
- **Infinite Possibilities:** Mix sizes and patterns for custom designs now—and easy expansion later.



Dimensions 3 x 12




Origins & Dimensions Slab



Origins & Dimensions Slab



Empire & Dimensions Slab




Charlestone & Dimensions Slab

DESIGN YOU CAN FEEL

# THE POWER OF TEXTURE

Texture is one of the most powerful tools in hardscape design, adding both personality and traction underfoot. Mix textures to balance interest, play with light and shadow, and create spaces that are both safe and inviting.




## Layer in Vertical Texture

Consider pairing complementary textures across pavers and walls for a cohesive look, or contrast finishes to create visual depth and distinction between horizontal and vertical surfaces.

Smooth



Slate / Textured



Tumbled / Antiqued



Artisan



## STRUCTURE & STYLE

# WALLS THAT DEFINE SPACES

Walls do more than hold back soil—they shape how homeowners live outdoors. By creating boundaries, levels, and zones, walls turn ordinary yards into organized, functional, and inviting spaces.

## Freestanding Walls

**DEFINE ZONES. CREATE FLOW.**

Carve out distinct areas for dining, lounging, or entertaining, turning open yards into organized, livable spaces.

## Garden Walls

**FRAME BEDS. POLISH LANDSCAPES.**

Add structure to flower beds and planters for a clean, polished look that makes maintenance easier and landscaping more enjoyable.



Freestanding Wall Featuring Melville Wall



Freestanding / Retaining Wall Combo  
Featuring Ashlar Tandem

## Retaining Walls

**TURN SLOPES INTO SPACES.**

Transform steep grades into usable terraces for patios, gardens, or driveways, unlocking functional square footage.

## Tiered Walls

**LAYERED DESIGN. MAXIMUM USE.**

Add depth, dimension and versatility with multilevel spaces that include plantings, seating and transitions.

### *Plan with Purpose*

Before choosing a wall product, consider what it needs to do—hold back soil, create levels, or simply add style. Function determines the right design.



Tiered Retaining Wall Featuring Diamond Pro Air

## Smart Strength for Every Landscape

### DIAMOND PRO® AIR

Engineered for performance and designed for elegance, Diamond Pro Air walls offer multiple textures and colors to fit any style. Lightweight, easy-to-handle blocks speed up installation, saving time and labor, and maximize usable space without compromising durability.




Retaining walls over 4 feet in height should be designed by a qualified engineer.

HOW IT'S MADE

# CRAFTSMANSHIP BACKED BY INNOVATION

## QUALITY FOR LIFE

Belgard has taken the artistry of handcrafted stone to a higher level. Through research and innovation, we've developed a deep understanding of how to make modern, best-in-class hardscape products that fit the lifestyle of today's homeowners and commercial developments, while still honoring the artisans of old.



RESEARCH & DEVELOPMENT



QUALITY ASSURANCE

## INTENTIONAL AT EVERY STEP

Every step of our manufacturing process incorporates rigorous research, testing and quality assurance. Whether our teams are designing a new surface texture, validating a color formula, or inspecting finished product for defects, we demand the highest quality from each of our facilities across North America. We believe in creating world-class building products that stand the test of time.

DESIGN WITH CONFIDENCE

# REQUEST COLOR SWATCHES ONLINE

Planning your project just got easier!  
Visit the **product page** on **Belgard.com**  
to request high-resolution color swatches.  
It's quick, simple, and helps you make  
informed design decisions.



[Belgard.com/Products](https://Belgard.com/Products)



## Lifetime Coverage That Works as Hard as You Do.

- Transferable warranty
- Timely investigations
- Added peace of mind with lifetime coverage for homeowners



**REGISTER AN  
INSTALLATION**

[Belgard.com/Warranty](https://Belgard.com/Warranty)



Melville Wall and Dimensions Slab



# SHOP THE PRODUCTS

STYLISH, PERFORMANCE-DRIVEN  
OPTIONS FOR SMART DESIGNS  
AND SMOOTH INSTALLS

# AVALON SLATE

## 3-Piece Paver | 60mm

The dimensional texture of natural cut slate creates graceful outdoor spaces that blend seamlessly with the natural landscape.



### PALLET INFORMATION

| AVALON SLATE    |                  | SQFT/<br>PALLET | UNITS/<br>LAYER | SQFT/<br>LAYER | LAYER/<br>PALLET | WEIGHT/<br>PALLET |
|-----------------|------------------|-----------------|-----------------|----------------|------------------|-------------------|
| 3-PIECE<br>60MM | 6 x 12 x 2 3/8"  | 30              | 6               | 3              | 10               | 3360              |
|                 | 9 x 12 x 2 3/8"  | 30              | 4               | 3              |                  |                   |
|                 | 12 x 12 x 2 3/8" | 60              | 6               | 6              |                  |                   |

### SHAPES & SIZES

#### 3-PIECE | 60MM





SIERRA




SONORAN GRAY

## LEARN MORE

View the product page on [Belgard.com](https://Belgard.com) for more information



### PALLET LAYOUT



### TECHNICAL SPECS

- 3-piece system
- Ideal for courtyards, walkways, patios, pool decks and residential vehicular applications
- Flexible installation for multiple laying patterns
- Slip-resistant finish, suitable for wet or high-traffic areas

### QUALITY FOR LIFE

Every step of our manufacturing process incorporates rigorous research, testing and quality assurance. We demand the highest quality from each of our facilities across North America. We believe in creating world-class building products that stand the test of time. See our lifetime warranty at [Belgard.com/Warranty](https://Belgard.com/Warranty)

Due to the natural materials in our products, colors may vary from those shown on the cut sheet. We recommend viewing actual product samples to ensure the perfect color and finish for each project.

# BELGIAN COBBLE®

Paver | 60mm

Emulating stones found lining a mountain creek bed, this multi-piece system can be installed as a permeable system and has seven unique shapes for creating random patterns and picturesque settings.



## PALLET INFORMATION

| BELGIAN COBBLE®     |               | SQFT/<br>PALLET | UNITS/<br>LAYER | SQFT/<br>LAYER | LAYER/<br>PALLET | WEIGHT/<br>PALLET |
|---------------------|---------------|-----------------|-----------------|----------------|------------------|-------------------|
| MULTI-PIECE<br>60MM | Variable x 2% | 85              | -               | 8.5            | 10               | 2085              |

## SHAPES & SIZES





BOURBON



MIDNIGHT



PEARL

## LEARN MORE

View the product page on [Belgard.com](https://www.belgard.com) for more information



## TECHNICAL SPECS

- Seven unique shapes create a random pattern
- Can be installed as either a standard or permeable paver system
- Permeable pavement installation requires site-specific engineering and proper base, bedding and joint aggregate material
- Techniseal polymeric jointing sand recommended for non-permeable applications
- Applications include walkways, patios, accents, borders and residential driveways

## QUALITY FOR LIFE


Every step of our manufacturing process incorporates rigorous research, testing and quality assurance. We demand the highest quality from each of our facilities across North America. We believe in creating world-class building products that stand the test of time. See our lifetime warranty at [Belgard.com/Warranty](https://www.belgard.com/Warranty)

Due to the natural materials in our products, colors may vary from those shown on the cut sheet. We recommend viewing actual product samples to ensure the perfect color and finish for each project.

# BROOKLYN™

Paver | 60mm

Its warm, weathered stone appearance and texture delivers a timeless look enriched with DuraFusion Technology for enhanced texture and wear-resistance.



## PALLET INFORMATION

| BROOKLYN™ |                                       | SQFT/<br>PALLET | UNITS/<br>LAYER | SQFT/<br>LAYER | LAYER/<br>PALLET | WEIGHT/<br>PALLET |
|-----------|---------------------------------------|-----------------|-----------------|----------------|------------------|-------------------|
| 60MM      | 3 x 9 x 2 <sup>3</sup> / <sub>8</sub> | 103.13          | 55              | 10.31          | 10               | 2784              |

## SHAPES & SIZES

60MM



3 x 9 x 2<sup>3</sup>/<sub>8</sub>




BOURBON 



MIDNIGHT 



ROSEWOOD 

## LEARN MORE

View the product page on [Belgard.com](https://www.belgard.com) for more information



## TECHNICAL SPECS

- True 3" increments for simplified design, quoting and ordering
- Compatible with all modular paver lines—look for Modular Sizing icon
- Modular dimensions reduce cuts, installation time, and waste
- Modular compatibility allows more creative pattern options
- Maximized pallet layout for jobsite efficiencies
- Ideal for walkways, patios, borders, accents and residential driveways
- Can be used to construct ADA-compliant pavement



### DuraFusion™ Technology

A bold, vibrant finish with a smoother, tighter texture

## QUALITY FOR LIFE

Every step of our manufacturing process incorporates rigorous research, testing and quality assurance. We demand the highest quality from each of our facilities across North America. We believe in creating world-class building products that stand the test of time. See our lifetime warranty at [Belgard.com/Warranty](https://www.belgard.com/Warranty)

Due to the natural materials in our products, colors may vary from those shown on the cut sheet. We recommend viewing actual product samples to ensure the perfect color and finish for each project.

# CAMBRIDGE COBBLE®

## 3-Piece Paver & Circle Kit | 30mm | 60mm

Gently rounded corners and a domed pillow-top surface provide clean lines and a classic architectural appearance.



### PALLET INFORMATION

| CAMBRIDGE COBBLE® |  | SQFT/<br>PALLET | UNITS/<br>LAYER | SQFT/<br>LAYER | LAYER/<br>PALLET | WEIGHT/<br>PALLET |
|-------------------|--|-----------------|-----------------|----------------|------------------|-------------------|
| 3-PIECE<br>60MM   | 3 x 6 x 2 <sup>3</sup> / <sub>8</sub>  | 15              | 12              | 1.5            | 10               | 3202              |
|                   | 6 x 6 x 2 <sup>3</sup> / <sub>8</sub>  | 30              | 12              | 3              |                  |                   |
|                   | 6 x 9 x 2 <sup>3</sup> / <sub>8</sub>  | 67              | 18              | 6.7            |                  |                   |
| 3-PIECE<br>30MM   | 3 x 6 x 1 <sup>3</sup> / <sub>16</sub><br>6 x 6 x 1 <sup>3</sup> / <sub>16</sub><br>6 x 9 x 1 <sup>3</sup> / <sub>16</sub> | 112             | -               | 11.2           | 10               | 1535              |
| ACCENT<br>60MM    | 6 x 9 x 2 <sup>3</sup> / <sub>8</sub>  | 112             | 30              | 11.2           | 10               | 2994              |
| ACCENT<br>30MM    | 6 x 9 x 2 <sup>3</sup> / <sub>8</sub>  | 112             | -               | 11.2           | -                | 1525 lbs          |
| CIRCLE<br>60MM    | 6 x Variable x 2 <sup>3</sup> / <sub>8</sub>   | 78.5            | -               | 8.7            | 9                | 1546.45           |

### SHAPES & SIZES

#### 3-PIECE | 60MM



#### 3-PIECE | 30MM



#### ACCENT | 60MM



#### ACCENT | 30MM



#### CIRCLE | 60MM





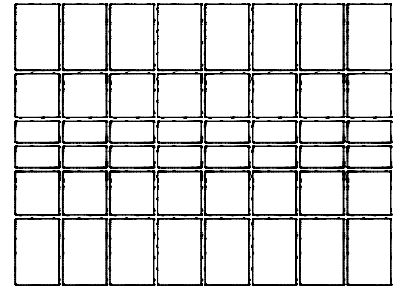
SIERRA

## LEARN MORE

View the product page on [Belgard.com](https://www.belgard.com) for more information



## PALLET LAYOUT



## TECHNICAL SPECS

- Multi-piece system with accent options available on separate pallet
- 30mm units can be used to overlay sound concrete and are acceptable for driveway use in an overlay application
- 60mm units rated for residential vehicular applications
- All units ideal for courtyards, pool decks, patios and walkways
- Can be used to construct ADA-compliant pavement

## QUALITY FOR LIFE

Every step of our manufacturing process incorporates rigorous research, testing and quality assurance. We demand the highest quality from each of our facilities across North America. We believe in creating world-class building products that stand the test of time. See our lifetime warranty at [Belgard.com/Warranty](https://www.belgard.com/Warranty)

Due to the natural materials in our products, colors may vary from those shown on the cut sheet. We recommend viewing actual product samples to ensure the perfect color and finish for each project.

# CATALINA GRANA®

## 3-Piece System | 60mm

Clean lines, a smooth surface, and a subtle beveled edge work together to create a contemporary eye-pleasing look.




### PALLET INFORMATION

| CATALINA GRANA® |   | SQFT/<br>PALLET | UNITS/<br>LAYER | SQFT/<br>LAYER | LAYER/<br>PALLET | WEIGHT/<br>PALLET |
|-----------------|---|-----------------|-----------------|----------------|------------------|-------------------|
| 3-PIECE<br>60MM | 6 x 12 x 2 <sup>3</sup> / <sub>8</sub>  | 30              | 6               | 3              | 10               | 3370              |
|                 | 9 x 12 x 2 <sup>3</sup> / <sub>8</sub>  | 30              | 4               | 3              |                  |                   |
|                 | 12 x 12 x 2 <sup>3</sup> / <sub>8</sub> | 60              | 6               | 6              |                  |                   |

### SHAPES & SIZES

#### 3-PIECE | 60MM





BELLA



RIO



SIERRA



SONORAN GRAY



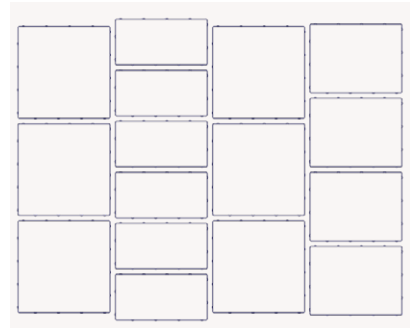
VICTORIAN

## LEARN MORE

View the product page on [Belgard.com](http://Belgard.com) for more information



### PALLET LAYOUT



### TECHNICAL SPECS

- 3-piece system for flexibility and ease of installation
- Can be used to construct ADA-compliant pavement
- Multiple laying patterns
- Ideal for residential driveways, patios, pool decks and walkways

### QUALITY FOR LIFE

Every step of our manufacturing process incorporates rigorous research, testing and quality assurance. We demand the highest quality from each of our facilities across North America. We believe in creating world-class building products that stand the test of time. See our lifetime warranty at [Belgard.com/Warranty](http://Belgard.com/Warranty)

Due to the natural materials in our products, colors may vary from those shown on the cut sheet. We recommend viewing actual product samples to ensure the perfect color and finish for each project.

# CATALINA GRANA®

## 3-Piece System | 60mm

Contemporary clean line, a crisp beveled edge, and a smooth surface are enriched with DuraFusion Technology for enhanced color, texture and wear-resistance.





### PALLET INFORMATION

| CATALINA GRANA® |   | SQFT/<br>PALLET | UNITS/<br>LAYER | SQFT/<br>LAYER | LAYER/<br>PALLET | WEIGHT/<br>PALLET |
|-----------------|---|-----------------|-----------------|----------------|------------------|-------------------|
| 3-PIECE<br>60MM | 6 x 12 x 2 <sup>3</sup> / <sub>8</sub>  | 30              | 6               | 3              | 10               | 3370              |
|                 | 9 x 12 x 2 <sup>3</sup> / <sub>8</sub>  | 30              | 4               | 3              |                  |                   |
|                 | 12 x 12 x 2 <sup>3</sup> / <sub>8</sub> | 60              | 6               | 6              |                  |                   |

### SHAPES & SIZES

#### 3-PIECE | 60MM





HICKORY 



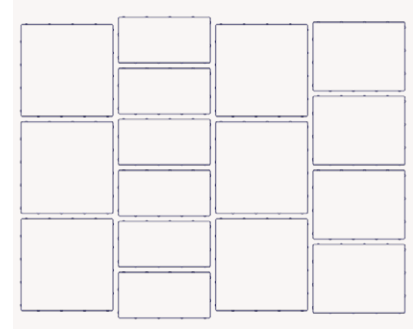
SCANDINA GRAY 

## LEARN MORE

View the product page on [Belgard.com](http://Belgard.com) for more information



## PALLET LAYOUT



## TECHNICAL SPECS

- 3-piece system for flexibility and ease of installation
- Can be used to construct ADA-compliant pavement
- Multiple laying patterns
- Ideal for residential driveways, patios, pool decks and walkways



### DuraFusion™ Technology

A bold, vibrant finish with a smoother, tighter texture

## QUALITY FOR LIFE


Every step of our manufacturing process incorporates rigorous research, testing and quality assurance. We demand the highest quality from each of our facilities across North America. We believe in creating world-class building products that stand the test of time. See our lifetime warranty at [Belgard.com/Warranty](http://Belgard.com/Warranty)

Due to the natural materials in our products, colors may vary from those shown on the cut sheet. We recommend viewing actual product samples to ensure the perfect color and finish for each project.

# CHARLESTONE™

## 3-Piece Paver | 60mm

Designed to evoke the charm of early American streets, this system mimics the historical elegance of weathered, hand-cobbled stone.



MODULAR SIZING



DRIVEWAY APPROVED



MECHANICAL INSTALL



ACCESSIBLE SURFACE

### PALLET INFORMATION

| CHARLESTONE™<br>3-PIECE |  | SQFT/<br>PALLET | UNITS/<br>LAYER | SQFT/<br>LAYER | LAYER/<br>PALLET | WEIGHT/<br>PALLET |
|-------------------------|--|-----------------|-----------------|----------------|------------------|-------------------|
| 3-PIECE<br>60MM         | 6 x 6 x 2 <sup>3</sup> / <sub>8</sub>  | 103.88          | 6               | 10.38          | 10               | 2997              |
|                         | 6 x 9 x 2 <sup>3</sup> / <sub>8</sub>  |                 | 12              |                |                  |                   |
|                         | 6 x 12 x 2 <sup>3</sup> / <sub>8</sub> |                 | 9               |                |                  |                   |

### SHAPES & SIZES

#### 3-PIECE | 60MM



6 x 6 x 2<sup>3</sup>/<sub>8</sub>



6 x 9 x 2<sup>3</sup>/<sub>8</sub>



6 x 12 x 2<sup>3</sup>/<sub>8</sub>



ASHWOOD



FOG



IRON BAY



MIDNIGHT



SILVERADO

## LEARN MORE

View the product page on [Belgard.com](https://www.belgard.com) for more information



### TECHNICAL SPECS

- True 3" increments for simplified design, quoting and ordering
- Compatible with all modular paver lines—look for Modular Sizing icon
- Modular dimensions reduce cuts, installation time, and waste
- Modular compatibility allows more creative pattern options
- Maximized pallet layout for jobsite efficiencies
- Pallet optimized for both mechanical and manual installation
- Particularly ideal for driveways and walkways
- Can be used to construct ADA-compliant pavement

### QUALITY FOR LIFE


Every step of our manufacturing process incorporates rigorous research, testing and quality assurance. We demand the highest quality from each of our facilities across North America. We believe in creating world-class building products that stand the test of time. See our lifetime warranty at [Belgard.com/Warranty](https://www.belgard.com/Warranty)

Due to the natural materials in our products, colors may vary from those shown on the cut sheet. We recommend viewing actual product samples to ensure the perfect color and finish for each project.

# DIMENSIONS™ 6

## 3-Piece System | 30mm

Classic appeal meets contemporary design with a 3-piece system that features a smooth face and crisp, clean lines.



### PALLET INFORMATION

| DIMENSIONS™<br>3-PIECE |  | SQFT/<br>PALLET | UNITS/<br>LAYER | SQFT/<br>LAYER | LAYER/<br>PALLET | WEIGHT/<br>PALLET |
|------------------------|--|-----------------|-----------------|----------------|------------------|-------------------|
| DIMENSIONS 6<br>30MM   | 3 x 6 x 1 <sup>3</sup> / <sub>16</sub> | 120             | 16              | 12             | 10               | 1519              |
|                        | 6 x 6 x 1 <sup>3</sup> / <sub>16</sub> |                 | 16              |                |                  |                   |
|                        | 6 x 9 x 1 <sup>3</sup> / <sub>16</sub> |                 | 16              |                |                  |                   |

### SHAPES & SIZES

#### DIMENSIONS 6 | 30MM





BELLA



RIO



SIERRA



SONORAN GRAY




VICTORIAN

## LEARN MORE

View the product page on [Belgard.com](http://Belgard.com) for more information



## PALLET LAYOUT



## TECHNICAL SPECS

- True 3" increments for simplified design, quoting and ordering
- Compatible with all modular paver lines—look for Modular Sizing icon
- Modular dimensions reduce cuts, installation time, and waste
- Modular compatibility allows more creative pattern options
- Maximized pallet layout for jobsite efficiencies
- Ideal for patios, walkways and pool decks
- Can be used to overlay sound concrete and is acceptable for driveway use in an overlay application
- Surface and micro-chamfer are ADA-compliant and minimize wheelchair vibration

## QUALITY FOR LIFE

Every step of our manufacturing process incorporates rigorous research, testing and quality assurance. We demand the highest quality from each of our facilities across North America. We believe in creating world-class building products that stand the test of time. See our lifetime warranty at [Belgard.com/Warranty](http://Belgard.com/Warranty)

Due to the natural materials in our products, colors may vary from those shown on the cut sheet. We recommend viewing actual product samples to ensure the perfect color and finish for each project.

# DIMENSIONS™ 6

## 3-Piece System | 60mm

Classic appeal meets contemporary design with a 3-piece system that features a smooth face and crisp, clean lines.



MODULAR  
SIZING



ACCESSIBLE  
SURFACE




DRIVEWAY  
APPROVED

### PALLET INFORMATION

| DIMENSIONS™<br>3-PIECE |                                       | SQFT/<br>PALLET | UNITS/<br>LAYER | SQFT/<br>LAYER | LAYER/<br>PALLET | WEIGHT/<br>PALLET |
|------------------------|---------------------------------------|-----------------|-----------------|----------------|------------------|-------------------|
| DIMENSIONS 6<br>60MM   | 3 x 6 x 2 <sup>3</sup> / <sub>8</sub> | 20              | 16              | 2              | 10               | 3230              |
|                        | 6 x 6 x 2 <sup>3</sup> / <sub>8</sub> | 40              | 16              | 4              |                  |                   |
|                        | 6 x 9 x 2 <sup>3</sup> / <sub>8</sub> | 60              | 16              | 6              |                  |                   |

### SHAPES & SIZES

#### DIMENSIONS 6 | 60MM





BELLA



HICKORY



RIO



SIERRA



SONORAN GRAY




VICTORIAN

## LEARN MORE

View the product page on [Beldgard.com](http://Belgard.com) for more information



### PALLET LAYOUT



### TECHNICAL SPECS

- True 3" increments for simplified design, quoting and ordering
- Compatible with all modular paver lines—look for Modular Sizing icon
- Modular dimensions reduce cuts, installation time, and waste
- Modular compatibility allows more creative pattern options
- Maximized pallet layout for jobsite efficiencies
- Ideal for patios, walkways and residential vehicular applications
- Surface and micro-chamfer are ADA-compliant and minimize wheelchair vibration

### QUALITY FOR LIFE

Every step of our manufacturing process incorporates rigorous research, testing and quality assurance. We demand the highest quality from each of our facilities across North America. We believe in creating world-class building products that stand the test of time. See our lifetime warranty at [Belgard.com/Warranty](http://Belgard.com/Warranty)

Due to the natural materials in our products, colors may vary from those shown on the cut sheet. We recommend viewing actual product samples to ensure the perfect color and finish for each project.

# DIMENSIONS™ 12

## 3-Piece System | 60mm

Versatility meets contemporary design with multiple system sizes that all feature a smooth face and crisp, clean lines.



### PALLET INFORMATION

| DIMENSIONS™<br>3-PIECE |   | SQFT/<br>PALLET | UNITS/<br>LAYER | SQFT/<br>LAYER | LAYER/<br>PALLET | WEIGHT/<br>PALLET |
|------------------------|---|-----------------|-----------------|----------------|------------------|-------------------|
| DIMENSIONS 12<br>60MM  | 6 x 12 x 2 <sup>3</sup> / <sub>8</sub>  | 20              | 4               | 2              | 10               | 3180              |
|                        | 12 x 12 x 2 <sup>3</sup> / <sub>8</sub> | 40              | 4               | 4              |                  |                   |
|                        | 12 x 18 x 2 <sup>3</sup> / <sub>8</sub> | 60              | 4               | 6              |                  |                   |

### SHAPES & SIZES

#### DIMENSIONS 12 | 60MM





BELLA



HICKORY



RIO



SONORAN GRAY



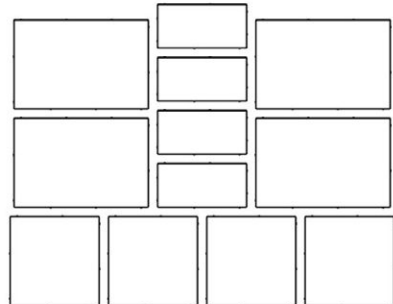
VICTORIAN

## LEARN MORE

View the product page on [Beldgard.com](http://Belgard.com) for more information



### PALLET LAYOUT



### TECHNICAL SPECS

- True 3" increments for simplified design, quoting and ordering
- Compatible with all modular paver lines—look for Modular Sizing icon
- Modular dimensions reduce cuts, installation time, and waste
- Modular compatibility allows more creative pattern options
- Maximized pallet layout for jobsite efficiencies
- Ideal for patios, walkways and pool decks
- Surface and micro-chamfer are ADA-compliant and minimize wheelchair vibration

### QUALITY FOR LIFE

Every step of our manufacturing process incorporates rigorous research, testing and quality assurance. We demand the highest quality from each of our facilities across North America. We believe in creating world-class building products that stand the test of time. See our lifetime warranty at [Beldgard.com/Warranty](http://Belgard.com/Warranty)

Due to the natural materials in our products, colors may vary from those shown on the cut sheet. We recommend viewing actual product samples to ensure the perfect color and finish for each project.

# DIMENSIONS™ 12

## 3-Piece System | 60mm

The smooth, consistent finish of these pavers features clean lines and a linear surface for contemporary style, enriched with DuraFusion Technology for enhanced color, texture and wear-resistance.



MODULAR  
SIZING



ACCESSIBLE  
SURFACE



DURAFUSION  
TECHNOLOGY

### PALLET INFORMATION

| DIMENSIONS™<br>3-PIECE |   | SQFT/<br>PALLET | UNITS/<br>LAYER | SQFT/<br>LAYER | LAYER/<br>PALLET | WEIGHT/<br>PALLET |
|------------------------|---|-----------------|-----------------|----------------|------------------|-------------------|
| DIMENSIONS 12<br>60MM  | 6 x 12 x 2 <sup>3</sup> / <sub>8</sub>  | 20              | 4               | 2              | 10               | 3180              |
|                        | 12 x 12 x 2 <sup>3</sup> / <sub>8</sub> | 40              | 4               | 4              |                  |                   |
|                        | 12 x 18 x 2 <sup>3</sup> / <sub>8</sub> | 60              | 4               | 6              |                  |                   |

### SHAPES & SIZES

#### DIMENSIONS 12 | 60MM





ANTHRACITE 



IRON BAY 



SCANDINA GRAY 



SEPIA 



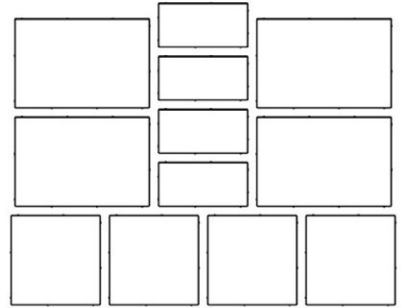
SHADED GRAY 

## LEARN MORE

View the product page on [Belgard.com](http://Belgard.com) for more information



### PALLET LAYOUT



### TECHNICAL SPECS

- True 3" increments for simplified design, quoting and ordering
- Compatible with all modular paver lines—look for Modular Sizing icon
- Modular dimensions reduce cuts, installation time, and waste
- Modular compatibility allows more creative pattern options
- Maximized pallet layout for jobsite efficiencies
- Ideal for patios, walkways and pool decks
- Surface and micro-chamfer are ADA-compliant and minimize wheelchair vibration

### DuraFusion™ Technology

A bold, vibrant finish with a smoother, tighter texture

### QUALITY FOR LIFE

Every step of our manufacturing process incorporates rigorous research, testing and quality assurance. We demand the highest quality from each of our facilities across North America. We believe in creating world-class building products that stand the test of time. See our lifetime warranty at [Belgard.com/Warranty](http://Belgard.com/Warranty)

Due to the natural materials in our products, colors may vary from those shown on the cut sheet. We recommend viewing actual product samples to ensure the perfect color and finish for each project.

# DIMENSIONS™ 12

## 3-Piece System | 80mm

With strength to support vehicular loads, these durable pavers feature clean lines and a linear surface, enriched with DuraFusion Technology for enhanced color, texture and durability.




### PALLET INFORMATION

| DIMENSIONS™<br>3-PIECE |                 | SQFT/<br>PALLET | UNITS/<br>LAYER | SQFT/<br>LAYER | LAYER/<br>PALLET | WEIGHT/<br>PALLET |
|------------------------|-----------------|-----------------|-----------------|----------------|------------------|-------------------|
| DIMENSIONS 12<br>80MM  | 6 x 12 x 3 1/8  | 96              | 4               | 2              | 8                | 3180              |
|                        | 12 x 12 x 3 1/8 |                 | 4               | 4              |                  |                   |
|                        | 12 x 18 x 3 1/8 |                 | 4               | 6              |                  |                   |

### SHAPES & SIZES

DIMENSIONS 12 | 80MM





ANTHRACITE 



IRON BAY 



SCANDINA GRAY 



SEPIA 



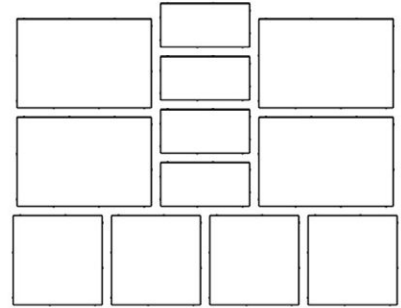
SHADED GRAY 

## LEARN MORE

View the product page on [Belgard.com](https://Belgard.com) for more information



### PALLET LAYOUT



### TECHNICAL SPECS

- True 3" increments for simplified design, quoting and ordering
- Compatible with all modular paver lines—look for Modular Sizing icon
- Modular dimensions reduce cuts, installation time, and waste
- Modular compatibility allows more creative pattern options
- Maximized pallet layout for jobsite efficiencies
- Ideal for patios, walkways and residential driveways
- Surface and micro-chamfer are ADA-compliant and minimize wheelchair vibration

### DuraFusion™ Technology

A bold, vibrant finish with a smoother, tighter texture

### QUALITY FOR LIFE

Every step of our manufacturing process incorporates rigorous research, testing and quality assurance. We demand the highest quality from each of our facilities across North America. We believe in creating world-class building products that stand the test of time. See our lifetime warranty at [Belgard.com/Warranty](https://Belgard.com/Warranty)

Due to the natural materials in our products, colors may vary from those shown on the cut sheet. We recommend viewing actual product samples to ensure the perfect color and finish for each project.

# DIMENSIONS™ 18

## 3-Piece System | 60mm

Versatility meets contemporary design with a multipiece system that features a smooth face and crisp, clean lines.



### PALLET INFORMATION

| DIMENSIONS™<br>3-PIECE |   | SQFT/<br>PALLET | UNITS/<br>LAYER | SQFT/<br>LAYER | LAYER/<br>PALLET | WEIGHT/<br>PALLET |
|------------------------|---|-----------------|-----------------|----------------|------------------|-------------------|
| DIMENSIONS 18<br>60MM  | 9 x 18 x 2 <sup>3</sup> / <sub>8</sub>  | 112.5           | 2               | 2.25           | 10               | 3152              |
|                        | 18 x 18 x 2 <sup>3</sup> / <sub>8</sub> |                 | 1               | 2.25           |                  |                   |
|                        | 18 x 27 x 2 <sup>3</sup> / <sub>8</sub> |                 | 2               | 6.75           |                  |                   |


### SHAPES & SIZES

DIMENSIONS 18 | 60MM





RIO



SCANDINA GRAY



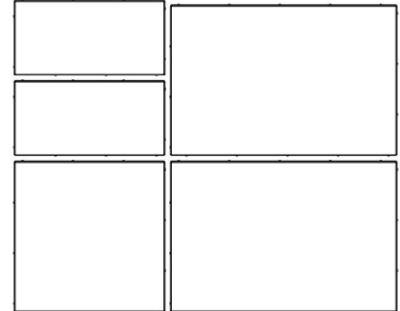
VICTORIAN

## LEARN MORE

View the product page on [Belgard.com](https://www.belgard.com) for more information



### PALLET LAYOUT



### TECHNICAL SPECS

- True 3" increments for simplified design, quoting and ordering
- Compatible with all modular paver lines—look for Modular Sizing icon
- Modular dimensions reduce cuts, installation time, and waste
- Modular compatibility allows more creative pattern options
- Maximized pallet layout for jobsite efficiencies
- Ideal for patios, walkways and pool decks
- Surface and micro-chamfer are ADA-compliant and minimize wheelchair vibration

### QUALITY FOR LIFE

Every step of our manufacturing process incorporates rigorous research, testing and quality assurance. We demand the highest quality from each of our facilities across North America. We believe in creating world-class building products that stand the test of time. See our lifetime warranty at [Belgard.com/Warranty](https://www.belgard.com/Warranty)

Due to the natural materials in our products, colors may vary from those shown on the cut sheet. We recommend viewing actual product samples to ensure the perfect color and finish for each project.

# DIMENSIONS™ 18

## 3-Piece System | 60mm

The smooth and consistent finish of DuraFusion complements the clean lines and linear surface of Dimensions for contemporary style with enhanced texture and wear-resistance.




### PALLET INFORMATION

| DIMENSIONS™<br>3-PIECE |   | SQFT/<br>PALLET | UNITS/<br>LAYER | SQFT/<br>LAYER | LAYER/<br>PALLET | WEIGHT/<br>PALLET |
|------------------------|---|-----------------|-----------------|----------------|------------------|-------------------|
| DIMENSIONS 18<br>60MM  | 9 x 18 x 2 <sup>3</sup> / <sub>8</sub>  | 22.5            | 2               | 2.25           | 10               | 3152              |
|                        | 18 x 18 x 2 <sup>3</sup> / <sub>8</sub> | 22.5            | 1               | 2.25           |                  |                   |
|                        | 18 x 27 x 2 <sup>3</sup> / <sub>8</sub> | 67.5            | 2               | 6.75           |                  |                   |


### SHAPES & SIZES

#### DIMENSIONS 18 | 60MM





HICKORY 



SCANDINA GRAY 



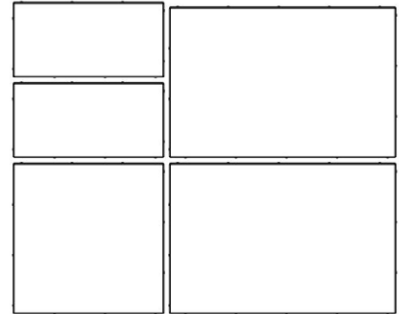
SEPIA 

## LEARN MORE

View the product page on [Belgard.com](https://www.belgard.com) for more information




### PALLET LAYOUT



### TECHNICAL SPECS

- True 3" increments for simplified design, quoting and ordering
- Compatible with all modular paver lines—look for Modular Sizing icon
- Modular dimensions reduce cuts, installation time, and waste
- Modular compatibility allows more creative pattern options
- Maximized pallet layout for jobsite efficiencies
- Ideal for patios, walkways and pool decks
- Surface and micro-chamfer are ADA-compliant and minimize wheelchair vibration

 **DuraFusion™ Technology**  
A bold, vibrant finish with a smoother, tighter texture

### QUALITY FOR LIFE


Every step of our manufacturing process incorporates rigorous research, testing and quality assurance. We demand the highest quality from each of our facilities across North America. We believe in creating world-class building products that stand the test of time. See our lifetime warranty at [Belgard.com/Warranty](https://www.belgard.com/Warranty)

Due to the natural materials in our products, colors may vary from those shown on the cut sheet. We recommend viewing actual product samples to ensure the perfect color and finish for each project.

# DIMENSIONS™

## Paver | 60mm

Accentuate contemporary style with a smooth, linear surface to create borders, driveways and inlaid designs that are captivating and timeless.



MODULAR  
SIZING



DRIVEWAY  
APPROVED



ACCESSIBLE  
SURFACE

### PALLET INFORMATION

|               | DIMENSIONS™ PAVER                     | SQFT/<br>PALLET | UNITS/<br>LAYER | SQFT/<br>LAYER | LAYER/<br>PALLET | WEIGHT/<br>PALLET |
|---------------|---------------------------------------|-----------------|-----------------|----------------|------------------|-------------------|
| 6 X 9<br>60MM | 6 x 9 x 2 <sup>3</sup> / <sub>8</sub> | 112.5           | 30              | 12             | 10               | 2866              |

### SHAPES & SIZES

6 X 9 | 60MM



6 x 9 x 2<sup>3</sup>/<sub>8</sub>



BELLA



MIDNIGHT



RIO



SIERRA



SONORAN GRAY




VICTORIAN

## LEARN MORE

View the product page on [Belgard.com](https://www.belgard.com) for more information



### PALLET LAYOUT



### TECHNICAL SPECS

- True 3" increments for simplified design, quoting and ordering
- Compatible with all modular paver lines—look for Modular Sizing icon
- Modular dimensions reduce cuts, installation time, and waste
- Modular compatibility allows more creative pattern options
- Maximized pallet layout for jobsite efficiencies
- Ideal for walkways, patios, borders, accents and residential driveways
- Surface and micro-chamfer are ADA-compliant and minimize wheelchair vibration

### QUALITY FOR LIFE


Every step of our manufacturing process incorporates rigorous research, testing and quality assurance. We demand the highest quality from each of our facilities across North America. We believe in creating world-class building products that stand the test of time. See our lifetime warranty at [Belgard.com/Warranty](https://www.belgard.com/Warranty)

Due to the natural materials in our products, colors may vary from those shown on the cut sheet. We recommend viewing actual product samples to ensure the perfect color and finish for each project.

# DIMENSIONS™

## Paver | 60mm

Accentuate contemporary style with a smooth linear surface enriched with DuraFusion technology for enhanced color, texture and wear-resistance.



MODULAR  
SIZING



DURAFUSION  
TECHNOLOGY



DRIVEWAY  
APPROVED



ACCESSIBLE  
SURFACE

### PALLET INFORMATION

| DIMENSIONS™ PAVER |  | SQFT/<br>PALLET | UNITS/<br>LAYER | SQFT/<br>LAYER | LAYER/<br>PALLET | WEIGHT/<br>PALLET |
|-------------------|--|-----------------|-----------------|----------------|------------------|-------------------|
| 6 X 9<br>60MM     | 6 x 9 x 2 <sup>3</sup> / <sub>8</sub>  | 112.5           | 30              | 12             | 10               | 2866              |
| 6 X 12<br>60MM    | 6 x 12 x 2 <sup>3</sup> / <sub>8</sub> | 120             | 24              | 12             | 10               | 3260              |

### SHAPES & SIZES

6 X 9 | 60MM



6 X 12 | 60MM





**BOURBON**   
Only available in 6x12



**FOG**   
Only available in 6x12




**MIDNIGHT** 



**PEARL**   
Only available in 6x12




**SCANDINA GRAY**   
Only available in 6x12

## LEARN MORE


View the product page on [Belgard.com](http://Belgard.com) for more information



### PALLET LAYOUTS



6 X 9



6 X 12

### TECHNICAL SPECS

- True 3" increments for simplified design, quoting and ordering
- Compatible with all modular paver lines—look for Modular Sizing icon
- Modular dimensions reduce cuts, installation time, and waste
- Modular compatibility allows more creative pattern options
- Maximized pallet layout for jobsite efficiencies
- Ideal for walkways, patios, borders, accents and residential driveways
- Surface and micro-chamfer are ADA-compliant and minimize wheelchair vibration



#### DuraFusion™ Technology

A bold, vibrant finish with a smoother, tighter texture

### QUALITY FOR LIFE


Every step of our manufacturing process incorporates rigorous research, testing and quality assurance. We demand the highest quality from each of our facilities across North America. We believe in creating world-class building products that stand the test of time. See our lifetime warranty at [Belgard.com/Warranty](http://Belgard.com/Warranty)

Due to the natural materials in our products, colors may vary from those shown on the cut sheet. We recommend viewing actual product samples to ensure the perfect color and finish for each project.

# DIMENSIONS™

Paver | 80mm

Ideal for driveways, borders, accents and small patios, the contemporary smooth, linear surface of this paver is enriched with DuraFusion Technology for a refined texture and enhanced wear-resistance.




## PALLET INFORMATION

|                | DIMENSIONS™ PAVER                      | SQFT/<br>PALLET | UNITS/<br>LAYER | SQFT/<br>LAYER | LAYER/<br>PALLET | WEIGHT/<br>PALLET |
|----------------|--|-----------------|-----------------|----------------|------------------|-------------------|
| 6 X 12<br>80MM | 6 x 12 x 2 <sup>3</sup> / <sub>8</sub> | 96              | 24              | 12             | 8                | 3264              |

## SHAPES & SIZES

6 X 12 | 80MM





BOURBON 




MIDNIGHT 

## LEARN MORE

View the product page on [Belgard.com](https://Belgard.com) for more information



### PALLET LAYOUT



### TECHNICAL SPECS

- True 3" increments for simplified design, quoting and ordering
- Compatible with all modular paver lines—look for Modular Sizing icon
- Modular dimensions reduce cuts, installation time, and waste
- Modular compatibility allows more creative pattern options
- Maximized pallet layout for jobsite efficiencies
- Ideal for walkways, patios, borders, accents and both residential and commercial vehicular applications
- Surface and micro-chamfer are ADA-compliant and minimize wheelchair vibration



#### DuraFusion™ Technology

A bold, vibrant finish with a smoother, tighter texture

### QUALITY FOR LIFE

Every step of our manufacturing process incorporates rigorous research, testing and quality assurance. We demand the highest quality from each of our facilities across North America. We believe in creating world-class building products that stand the test of time. See our lifetime warranty at [Belgard.com/Warranty](https://Belgard.com/Warranty)

Due to the natural materials in our products, colors may vary from those shown on the cut sheet. We recommend viewing actual product samples to ensure the perfect color and finish for each project.

# DIMENSIONS™

## Plank | 60mm

Clean lines and an elongated shape provide a truly modern architectural appearance that is enriched with DuraFusion Technology for enhanced color, texture and wear-resistance.



### PALLET INFORMATION

|                | DIMENSIONS™ PLANK                      | SQFT/<br>PALLET | UNITS/<br>LAYER | SQFT/<br>LAYER | LAYER/<br>PALLET | WEIGHT/<br>PALLET |
|----------------|--|-----------------|-----------------|----------------|------------------|-------------------|
| 3 X 12<br>60MM | 3 x 12 x 2 <sup>3</sup> / <sub>8</sub> | 110             | 44              | 11             | 10               | -                 |

### SHAPES & SIZES

3 X 12 | 60MM





BOURBON 



FOG 




MIDNIGHT 



PEARL 




ROSEWOOD 

## LEARN MORE

View the product page on [Belgard.com](https://www.belgard.com) for more information



### PALLET LAYOUT



### TECHNICAL SPECS

- True 3" increments for simplified design, quoting and ordering
- Compatible with all modular paver lines—look for Modular Sizing icon MIDNIGHT
- Modular dimensions reduce cuts, installation time, and waste
- Modular compatibility allows more creative pattern options
- Maximized pallet layout for jobsite efficiencies
- Ideal for walkways, patios, borders, accents and pool decks
- Surface and micro-chamfer are ADA-compliant and minimize wheelchair vibration



#### DuraFusion™ Technology

A bold, vibrant finish with a smoother, tighter texture

### QUALITY FOR LIFE

Every step of our manufacturing process incorporates rigorous research, testing and quality assurance. We demand the highest quality from each of our facilities across North America. We believe in creating world-class building products that stand the test of time. See our lifetime warranty at [Belgard.com/Warranty](https://www.belgard.com/Warranty)

Due to the natural materials in our products, colors may vary from those shown on the cut sheet. We recommend viewing actual product samples to ensure the perfect color and finish for each project.

# DIMENSIONS™

## Plank | 80mm

Clean lines and an elongated plank shape offer a truly modern architectural appearance. With a thickness that supports vehicular loads, this paver is ideal for creating contemporary curb appeal.



MODULAR  
SIZING



DRIVEWAY  
APPROVED



ACCESSIBLE  
SURFACE

### PALLET INFORMATION

|                | DIMENSIONS™ PLANK | SQFT/<br>PALLET | UNITS/<br>LAYER | SQFT/<br>LAYER | LAYER/<br>PALLET | WEIGHT/<br>PALLET |
|----------------|-------------------|-----------------|-----------------|----------------|------------------|-------------------|
| 3 X 12<br>80MM | 3 x 12 x 3 1/8    | 88              | 44              | 11             | 8                | 2990              |

### SHAPES & SIZES

3 X 12 | 80MM



3 x 12 x 3 1/8



MIDNIGHT



SHADED GRAY



SONORAN GRAY

## LEARN MORE

View the product page on [Belgard.com](https://www.belgard.com) for more information



### PALLET LAYOUT

|  |  |  |  |
|--|--|--|--|
|  |  |  |  |
|  |  |  |  |
|  |  |  |  |
|  |  |  |  |
|  |  |  |  |
|  |  |  |  |
|  |  |  |  |
|  |  |  |  |
|  |  |  |  |
|  |  |  |  |
|  |  |  |  |
|  |  |  |  |

### TECHNICAL SPECS

- True 3" increments for simplified design, quoting and ordering
- Compatible with all modular paver lines—look for Modular Sizing icon
- Modular dimensions reduce cuts, installation time, and waste
- Modular compatibility allows more creative pattern options
- Maximized pallet layout for jobsite efficiencies
- Ideal for walkways, patios, borders, accents and driveways
- Supports both residential and light commercial vehicular applications
- Surface and micro-chamfer are ADA-compliant and minimize wheelchair vibration

### QUALITY FOR LIFE

Every step of our manufacturing process incorporates rigorous research, testing and quality assurance. We demand the highest quality from each of our facilities across North America. We believe in creating world-class building products that stand the test of time. See our lifetime warranty at [Belgard.com/Warranty](https://www.belgard.com/Warranty)

Due to the natural materials in our products, colors may vary from those shown on the cut sheet. We recommend viewing actual product samples to ensure the perfect color and finish for each project.

# DIMENSIONS™

## Slab | 60mm

A superior choice for contemporary designs, this slab's expansive size and clean, crisp lines create a stunning, modern look for open spaces and feature a smooth, linear surface that elevates minimalist aesthetics.



MODULAR  
SIZING

### PALLET INFORMATION

| DIMENSIONS™<br>SLAB |   | SQFT/<br>PALLET | UNITS/<br>LAYER | SQFT/<br>LAYER | LAYER/<br>PALLET | WEIGHT/<br>PALLET |
|---------------------|---|-----------------|-----------------|----------------|------------------|-------------------|
| 12 X 24<br>60MM     | 12 x 24 x 2 <sup>3</sup> / <sub>8</sub> | 120             | 6               | 12             | 10               | 3230              |
| 24 X 24<br>60MM     | 24 x 24 x 2 <sup>3</sup> / <sub>8</sub> | 80              | 2               | 8              | 10               | 2170              |

### SHAPES & SIZES

12 X 24 | 60MM



12 x 24 x 2<sup>3</sup>/<sub>8</sub>

24 X 24 | 60MM



24 x 24 x 2<sup>3</sup>/<sub>8</sub>



**BELLA**

Only available in 12x24



**RIO**

Only available in 12x24



**SIERRA**

Only available in 12x24



**SONORAN GRAY**

Only Available in 24x24



**VICTORIAN**

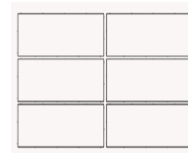
Only Available in 24x24

**LEARN MORE**

View the product page on **Belgard.com** for more information



**PALLET LAYOUTS**



12 X 24



24 X 24

**TECHNICAL SPECS**

- True 3" increments for simplified design, quoting and ordering
- Compatible with all modular paver lines—look for Modular Sizing icon
- Modular dimensions reduce cuts, installation time, and waste
- Modular compatibility allows more creative pattern options
- Maximized pallet layout for jobsite efficiencies
- Ideal for patios, walkways and pool decks
- Surface and micro-chamfer are ADA-compliant and minimize wheelchair vibration

**QUALITY FOR LIFE**

Every step of our manufacturing process incorporates rigorous research, testing and quality assurance. We demand the highest quality from each of our facilities across North America. We believe in creating world-class building products that stand the test of time. See our lifetime warranty at **Belgard.com/Warranty**

Due to the natural materials in our products, colors may vary from those shown on the cut sheet. We recommend viewing actual product samples to ensure the perfect color and finish for each project.

# DIMENSIONS™

## Slab | 60mm

The expansive size is distinguished by clean, crisp lines and a smooth, linear surface enriched with DuraFusion Technology for enhanced color, texture and wear-resistance.



### PALLET INFORMATION

| DIMENSIONS™<br>SLAB |   | SQFT/<br>PALLET | UNITS/<br>LAYER | SQFT/<br>LAYER | LAYER/<br>PALLET | WEIGHT/<br>PALLET |
|---------------------|---|-----------------|-----------------|----------------|------------------|-------------------|
| 9 X 18<br>60MM      | 9 x 18 x 2 <sup>3</sup> / <sub>8</sub>  | 112.5           | 10              | 11.3           | 10               | 3139              |
| 12 X 24<br>60MM     | 12 x 24 x 2 <sup>3</sup> / <sub>8</sub> | 120             | 6               | 12             | 10               | 3230              |
| 15 X 30<br>60MM     | 15 x 30 x 2 <sup>3</sup> / <sub>8</sub> | 93.8            | 3               | 9.4            | 10               | 2619              |
| 24 X 24<br>60MM     | 24 x 24 x 2 <sup>3</sup> / <sub>8</sub> | 80              | 2               | 8              | 10               | 2170              |
| 24 X 36<br>60MM     | 24 x 36 x 2 <sup>3</sup> / <sub>8</sub> | 120             | 2               | 12             | 10               | 3240              |

### SHAPES & SIZES

9 X 18 | 60MM



12 X 24 | 60MM



15 X 30 | 60MM



24 X 24 | 60MM



24 X 36 | 60MM





ANTHRACITE 



HICKORY 



IRON BAY\*   
\*12x24, 24x24, and 24x36 only



SCANDINA GRAY 



SEPIA 



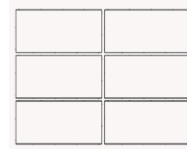
SHADED GRAY 

## LEARN MORE

View the product page on [Belgard.com](https://www.belgard.com) for more information



## PALLET LAYOUTS



12 X 24



24 X 24



24 X 36

## TECHNICAL SPECS

- True 3" increments for simplified design, quoting and ordering
- Compatible with all modular paver lines—look for Modular Sizing icon
- Modular dimensions reduce cuts, installation time, and waste
- Modular compatibility allows more creative pattern options
- Maximized pallet layout for jobsite efficiencies
- Ideal for patios, walkways and pool decks
- Surface and micro-chamfer are ADA-compliant and minimize wheelchair vibration



### DuraFusion™ Technology

A bold, vibrant finish with a smoother, tighter texture

## QUALITY FOR LIFE


Every step of our manufacturing process incorporates rigorous research, testing and quality assurance. We demand the highest quality from each of our facilities across North America. We believe in creating world-class building products that stand the test of time. See our lifetime warranty at [Belgard.com/Warranty](https://www.belgard.com/Warranty)

Due to the natural materials in our products, colors may vary from those shown on the cut sheet. We recommend viewing actual product samples to ensure the perfect color and finish for each project.

# EMPIRE™

Paver | 60mm

The plank shape and hand-tooled face are enriched by DuraFusion Technology for enhanced texture and wear-resistance with seven distinct face styles for unique pattern creation.




## PALLET INFORMATION

| EMPIRE™        |  | SQFT/<br>PALLET | UNITS/<br>LAYER | SQFT/<br>LAYER | LAYER/<br>PALLET | WEIGHT/<br>PALLET |
|----------------|--|-----------------|-----------------|----------------|------------------|-------------------|
| 3 X 12<br>60MM | 3 x 12 x 2 <sup>3</sup> / <sub>8</sub> | 110             | 44              | 11             | 10               | 3056              |


## SHAPES & SIZES

3 X 12 | 60MM




3 x 12 x 2<sup>3</sup>/<sub>8</sub>

NOTE: All 7 face styles are sold on a single pallet.



MIDNIGHT 



SCANDINA GRAY 

## LEARN MORE

View the product page on [Belgard.com](https://www.belgard.com) for more information



### TECHNICAL SPECS

- 7 unique textures per pallet
- Ideal for patios, walkways and accents
- Contemporary twist for classic herringbone and basketweave designs
- True 3" increments for simplified design, quoting and ordering
- Compatible with all modular paver lines—look for Modular Sizing icon
- Modular dimensions reduce cuts, installation time, and waste
- Modular compatibility allows more creative pattern options
- Maximized pallet layout for jobsite efficiencies
- Can be used to construct ADA-compliant pavement



#### DuraFusion™ Technology

A bold, vibrant finish with a smoother, tighter texture

### QUALITY FOR LIFE


Every step of our manufacturing process incorporates rigorous research, testing and quality assurance. We demand the highest quality from each of our facilities across North America. We believe in creating world-class building products that stand the test of time. See our lifetime warranty at [Belgard.com/Warranty](https://www.belgard.com/Warranty)

Due to the natural materials in our products, colors may vary from those shown on the cut sheet. We recommend viewing actual product samples to ensure the perfect color and finish for each project.

# HEXAGON 6

Paver | 60mm

The smooth face and geometric shape offers ultra-modern or art deco aesthetics. In 3-inch increments, these pavers add visual appeal to borders, accents or inlays.



MODULAR  
SIZING



ACCESSIBLE  
SURFACE

## PALLET INFORMATION

| HEXAGON         |   | SQFT/<br>PALLET | UNITS/<br>LAYER | SQFT/<br>LAYER | LAYER/<br>PALLET | WEIGHT/<br>PALLET |
|-----------------|---|-----------------|-----------------|----------------|------------------|-------------------|
| HEXAGON<br>60MM | 12 x 12 x 2 <sup>3</sup> / <sub>8</sub> | 100.02          | 14              | 9.09           | 11               | 2845              |

## SHAPES & SIZES

HEXAGON | 60MM



12 x 12 x 2<sup>3</sup>/<sub>8</sub>



FOUNDRY



LINEN



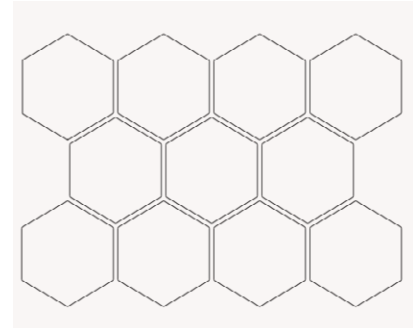
MIDNIGHT

## LEARN MORE

View the product page on [Belgard.com](https://www.belgard.com) for more information



## PALLET LAYOUT



## TECHNICAL SPECS

- True 3" increments for simplified design, quoting and ordering
- Compatible with all modular paver lines—look for Modular Sizing icon
- Modular dimensions reduce cuts, installation time, and waste
- Modular compatibility allows more creative pattern options
- Maximized pallet layout for jobsite efficiencies
- Ideal for patios, walkways and inlaid designs
- Surface and micro-chamfer are ADA-compliant and minimize wheelchair vibration

## QUALITY FOR LIFE

Every step of our manufacturing process incorporates rigorous research, testing and quality assurance. We demand the highest quality from each of our facilities across North America. We believe in creating world-class building products that stand the test of time. See our lifetime warranty at [Belgard.com/Warranty](https://www.belgard.com/Warranty)

Due to the natural materials in our products, colors may vary from those shown on the cut sheet. We recommend viewing actual product samples to ensure the perfect color and finish for each project.

# HOLLAND STONE

Paver | 60mm

The classic architectural appearance is derived from a smooth face and clean lines to offer traditional appeal.



## PALLET INFORMATION

| HOLLAND STONE |                                       | SQFT/<br>PALLET | UNITS/<br>LAYER | SQFT/<br>LAYER | LAYER/<br>PALLET | WEIGHT/<br>PALLET |
|---------------|---------------------------------------|-----------------|-----------------|----------------|------------------|-------------------|
| 60MM          | 4 x 8 x 2 <sup>3</sup> / <sub>8</sub> | 120             | 54              | 12             | 10               | 2725              |

## SHAPES & SIZES

60MM



4 x 8 x 2<sup>3</sup>/<sub>8</sub>



BELLA



MIDNIGHT



RIO



SIERRA




VICTORIAN

## LEARN MORE

View the product page on [Beldgard.com](http://Belgard.com) for more information



## PALLET LAYOUT



## TECHNICAL SPECS

- One size ideal for inlays, borders and as a stand-alone
- Ideal for both residential and commercial applications
- Rated for residential and light commercial vehicular applications
- Comprehensive library of installation patterns
- Surface and micro-chamfer are ADA-compliant and minimize wheelchair vibration

## QUALITY FOR LIFE

Every step of our manufacturing process incorporates rigorous research, testing and quality assurance. We demand the highest quality from each of our facilities across North America. We believe in creating world-class building products that stand the test of time. See our lifetime warranty at [Beldgard.com/Warranty](http://Beldgard.com/Warranty)

Due to the natural materials in our products, colors may vary from those shown on the cut sheet. We recommend viewing actual product samples to ensure the perfect color and finish for each project.

# MEGA-ARBEL®

Slab | 60mm

The look of flagstone is expressed by this paver's irregular shape, slightly uneven texture and large dramatic scale. False joints create a random look that adds to its natural appeal.



## PALLET INFORMATION

|      | MEGA-ARBEL® SLAB  | SQFT/<br>PALLET | UNITS/<br>LAYER | SQFT/<br>LAYER | LAYER/<br>PALLET | WEIGHT/<br>PALLET |
|------|---|-----------------|-----------------|----------------|------------------|-------------------|
| 60MM | 15 <sup>3</sup> / <sub>8</sub> x 21 x 2 <sup>3</sup> / <sub>8</sub> | 104.4           | 6               | 8.7            | 12               | 2766              |

## SHAPES & SIZES

60MM



15<sup>3</sup>/<sub>8</sub> x 21 x 2<sup>3</sup>/<sub>8</sub>



BELLA



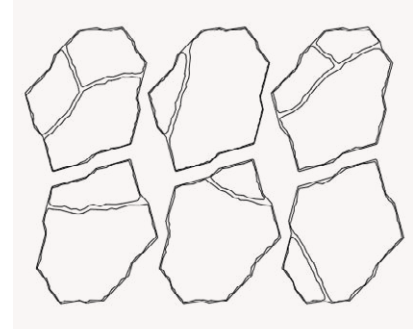
VICTORIAN

## LEARN MORE

View the product page on [Belgard.com](https://www.belgard.com) for more information



## PALLET LAYOUT



## TECHNICAL SPECS

- Irregular interlocking system that utilizes a no-repeat pattern
- Ideal for walkways, patios and poolsides
- Singular shape with 6 different face patterns of false joints to create a random stone look
- For best results with false-joint pavers, finish joints with Techniseal NextGel polymeric jointing sand

## QUALITY FOR LIFE

Every step of our manufacturing process incorporates rigorous research, testing and quality assurance. We demand the highest quality from each of our facilities across North America. We believe in creating world-class building products that stand the test of time. See our lifetime warranty at [Belgard.com/Warranty](https://www.belgard.com/Warranty)

Due to the natural materials in our products, colors may vary from those shown on the cut sheet. We recommend viewing actual product samples to ensure the perfect color and finish for each project.

# ORIGINS™ 6

## 3-Piece System | 60mm

Emulating the look and texture of natural stone, this paver system offers earthy tones and a slightly chiseled surface. The stone-like feel blends with outdoor environments.



### PALLET INFORMATION

| ORIGINS™ 3-PIECE  |                                       | SQFT/<br>PALLET | UNITS/<br>LAYER | SQFT/<br>LAYER | LAYER/<br>PALLET | WEIGHT/<br>PALLET |
|-------------------|---------------------------------------|-----------------|-----------------|----------------|------------------|-------------------|
| ORIGINS 6<br>60MM | 3 x 6 x 2 <sup>3</sup> / <sub>8</sub> | 20              | 16              | 2              | 10               | 3230              |
|                   | 6 x 6 x 2 <sup>3</sup> / <sub>8</sub> | 40              | 16              | 4              |                  |                   |
|                   | 6 x 9 x 2 <sup>3</sup> / <sub>8</sub> | 60              | 16              | 6              |                  |                   |

### SHAPES & SIZES

#### ORIGINS 6 | 60MM





ASHWOOD



BELLA



NEWPORT GRAY



SIERRA



SONORAN GRAY




VICTORIAN

## LEARN MORE

View the product page on [Belgard.com](http://Belgard.com) for more information



## PALLET LAYOUT



## TECHNICAL SPECS

- True 3" increments for simplified design, quoting and ordering
- Compatible with all modular paver lines—look for Modular Sizing icon
- Modular dimensions reduce cuts, installation time, and waste
- Modular compatibility allows more creative pattern options
- Maximized pallet layout for jobsite efficiencies
- Ideal for patios, walkways and residential vehicular applications
- Can be used to construct ADA-compliant pavements

## QUALITY FOR LIFE

Every step of our manufacturing process incorporates rigorous research, testing and quality assurance. We demand the highest quality from each of our facilities across North America. We believe in creating world-class building products that stand the test of time. See our lifetime warranty at [Belgard.com/Warranty](http://Belgard.com/Warranty)

Due to the natural materials in our products, colors may vary from those shown on the cut sheet. We recommend viewing actual product samples to ensure the perfect color and finish for each project.

# ORIGINS™ 12

## 3-Piece System | 60mm

Emulating the look and texture of natural stone, this paver system offers earthy tones and a slightly chiseled surface that blends with outdoor environments.



### PALLET INFORMATION

| ORIGINS™ 3-PIECE   |   | SQFT/<br>PALLET | UNITS/<br>LAYER | SQFT/<br>LAYER | LAYER/<br>PALLET | WEIGHT/<br>PALLET |
|--------------------|---|-----------------|-----------------|----------------|------------------|-------------------|
| ORIGINS 12<br>60MM | 6 x 12 x 2 <sup>3</sup> / <sub>8</sub>  | 20              | 4               | 2              | 10               | 3180              |
|                    | 12 x 12 x 2 <sup>3</sup> / <sub>8</sub> | 40              | 4               | 4              |                  |                   |
|                    | 12 x 18 x 2 <sup>3</sup> / <sub>8</sub> | 60              | 4               | 6              |                  |                   |

### SHAPES & SIZES

ORIGINS 12 | 60MM





BELLA



SIERRA



SONORAN GRAY



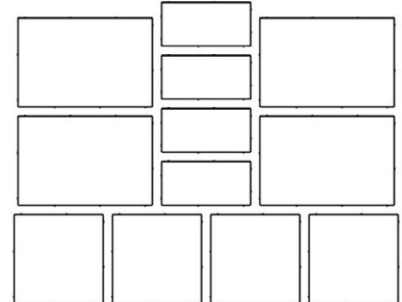
VICTORIAN

## LEARN MORE

View the product page on [Belgard.com](https://www.belgard.com) for more information



### PALLET LAYOUT



### TECHNICAL SPECS

- True 3" increments for simplified design, quoting and ordering
- Compatible with all modular paver lines—look for Modular Sizing icon
- Modular dimensions reduce cuts, installation time, and waste
- Modular compatibility allows more creative pattern options
- Maximized pallet layout for jobsite efficiencies
- Ideal for patios, walkways and pool decks
- Can be used to construct ADA-compliant pavement

### QUALITY FOR LIFE

Every step of our manufacturing process incorporates rigorous research, testing and quality assurance. We demand the highest quality from each of our facilities across North America. We believe in creating world-class building products that stand the test of time. See our lifetime warranty at [Belgard.com/Warranty](https://www.belgard.com/Warranty)

Due to the natural materials in our products, colors may vary from those shown on the cut sheet. We recommend viewing actual product samples to ensure the perfect color and finish for each project.

# ORIGINS™ 12

## 3-Piece System | 60mm

Emulating the look and texture of natural stone, this paver system offers earthy tones and a slightly chiseled surface enriched with DuraFusion for a refined texture with enhanced color and wear-resistance.



### PALLET INFORMATION


| ORIGINS™ 3-PIECE   |   | SQFT/<br>PALLET | UNITS/<br>LAYER | SQFT/<br>LAYER | LAYER/<br>PALLET | WEIGHT/<br>PALLET |
|--------------------|---|-----------------|-----------------|----------------|------------------|-------------------|
| ORIGINS 12<br>60MM | 6 x 12 x 2 <sup>3</sup> / <sub>8</sub>  | 20              | 4               | 2              | 10               | 3180              |
|                    | 12 x 12 x 2 <sup>3</sup> / <sub>8</sub> | 40              | 4               | 4              |                  |                   |
|                    | 12 x 18 x 2 <sup>3</sup> / <sub>8</sub> | 60              | 4               | 6              |                  |                   |

### SHAPES & SIZES

#### ORIGINS 12 | 60MM





ASHWOOD 



CHESWICK 



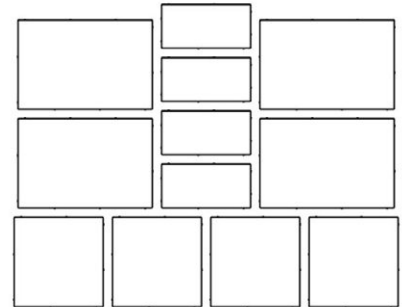
TEAK 

## LEARN MORE

View the product page on [Belgard.com](https://www.belgard.com) for more information



### PALLET LAYOUT



### TECHNICAL SPECS

- True 3" increments for simplified design, quoting and ordering
- Compatible with all modular paver lines—look for Modular Sizing icon
- Modular dimensions reduce cuts, installation time, and waste
- Modular compatibility allows more creative pattern options
- Maximized pallet layout for jobsite efficiencies
- Ideal for patios, walkways and pool decks
- Can be used to construct ADA-compliant pavement

### DuraFusion™ Technology

A bold, vibrant finish with a smoother, tighter texture

### QUALITY FOR LIFE

Every step of our manufacturing process incorporates rigorous research, testing and quality assurance. We demand the highest quality from each of our facilities across North America. We believe in creating world-class building products that stand the test of time. See our lifetime warranty at [Belgard.com/Warranty](https://www.belgard.com/Warranty)

Due to the natural materials in our products, colors may vary from those shown on the cut sheet. We recommend viewing actual product samples to ensure the perfect color and finish for each project.

# ORIGINS™ 12

## 3-Piece System | 80mm

With the strength to support vehicular loads and the look of natural stone, this systems earthy tones and chiseled surface are enriched with DuraFusion Technology for a refined texture with enhanced color and wear-resistance.



MODULAR  
SIZING



ACCESSIBLE  
SURFACE



DURAFUSION  
TECHNOLOGY



DRIVEWAY  
APPROVED

### PALLET INFORMATION

| ORIGINS™ 3-PIECE   |                 | SQFT/<br>PALLET | UNITS/<br>LAYER | SQFT/<br>LAYER | LAYER/<br>PALLET | WEIGHT/<br>PALLET |
|--------------------|-----------------|-----------------|-----------------|----------------|------------------|-------------------|
| ORIGINS 12<br>80MM | 6 x 12 x 3 1/8  | 96              | 4               | 12             | 8                | 3600              |
|                    | 12 x 12 x 3 1/8 |                 | 4               |                |                  |                   |
|                    | 18 x 12 x 3 1/8 |                 | 4               |                |                  |                   |

### SHAPES & SIZES

#### ORIGINS 12 | 80MM



6 x 12 x 3 1/8



12 x 12 x 3 1/8



18 x 12 x 3 1/8



ASHWOOD 



CHESWICK 



IRON BAY 



NEWPORT GRAY 



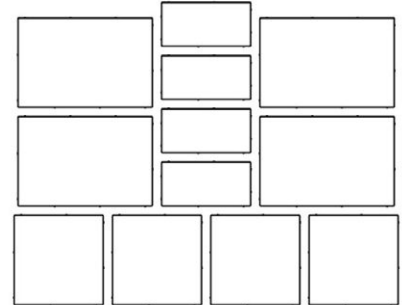
TEAK 

## LEARN MORE

View the product page on [Belgard.com](https://Belgard.com) for more information



## PALLET LAYOUT



## TECHNICAL SPECS

- True 3" increments for simplified design, quoting and ordering
- Compatible with all modular paver lines—look for Modular Sizing icon
- Modular dimensions reduce cuts, installation time, and waste
- Modular compatibility allows more creative pattern options
- Maximized pallet layout for jobsite efficiencies
- Ideal for patios, walkways and residential driveways
- Can be used to construct ADA-compliant pavement

## DuraFusion™ Technology

A bold, vibrant finish with a smoother, tighter texture

## QUALITY FOR LIFE

Every step of our manufacturing process incorporates rigorous research, testing and quality assurance. We demand the highest quality from each of our facilities across North America. We believe in creating world-class building products that stand the test of time. See our lifetime warranty at [Belgard.com/Warranty](https://Belgard.com/Warranty)

Due to the natural materials in our products, colors may vary from those shown on the cut sheet. We recommend viewing actual product samples to ensure the perfect color and finish for each project.

# ORIGINS™ 18

## 3-Piece System | 60mm

Emulating the look and texture of natural stone, this paver system offers earthy tones and a chiseled face enriched with DuraFusion Technology for enhanced texture and wear-resistance.






### PALLET INFORMATION

| ORIGINS™ 3-PIECE   |   | SQFT/<br>PALLET | UNITS/<br>LAYER | SQFT/<br>LAYER | LAYER/<br>PALLET | WEIGHT/<br>PALLET |
|--------------------|---|-----------------|-----------------|----------------|------------------|-------------------|
| ORIGINS 18<br>60MM | 9 x 18 x 2 <sup>3</sup> / <sub>8</sub>  | 112.5           | 2               | 2.25           | 10               | 3152              |
|                    | 18 x 18 x 2 <sup>3</sup> / <sub>8</sub> |                 | 1               | 2.25           |                  |                   |
|                    | 18 x 27 x 2 <sup>3</sup> / <sub>8</sub> |                 | 2               | 6.75           |                  |                   |

### SHAPES & SIZES

#### ORIGINS 18 | 60MM

-  9 x 18 x 2<sup>3</sup>/<sub>8</sub>
-  18 x 18 x 2<sup>3</sup>/<sub>8</sub>
-  18 x 27 x 2<sup>3</sup>/<sub>8</sub>




ASHWOOD 



CHESWICK 



IRON BAY 



NEWPORT GRAY 



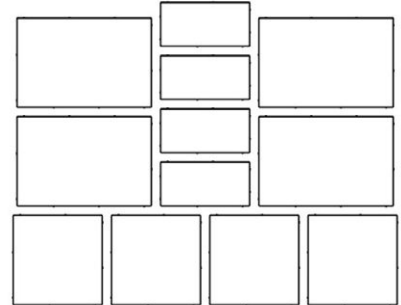
TEAK 

## LEARN MORE

View the product page on [Belgard.com](https://Belgard.com) for more information



### PALLET LAYOUT



### TECHNICAL SPECS

- True 3" increments for simplified design, quoting and ordering
- Compatible with all modular paver lines—look for Modular Sizing icon
- Modular dimensions reduce cuts, installation time, and waste
- Modular compatibility allows more creative pattern options
- Maximized pallet layout for jobsite efficiencies
- Ideal for patios, walkways and pool decks
- Can be used to construct ADA-compliant pavement

### DuraFusion™ Technology

A bold, vibrant finish with a smoother, tighter texture

### QUALITY FOR LIFE

Every step of our manufacturing process incorporates rigorous research, testing and quality assurance. We demand the highest quality from each of our facilities across North America. We believe in creating world-class building products that stand the test of time. See our lifetime warranty at [Belgard.com/Warranty](https://Belgard.com/Warranty)

Due to the natural materials in our products, colors may vary from those shown on the cut sheet. We recommend viewing actual product samples to ensure the perfect color and finish for each project.

# ORIGINS™ ANTIQUED

## 3-Piece Paver | 60mm

The old-world charm of hand cut stone that has aged over time adds distinctive character to patios, walkways and driveways.



MODULAR  
SIZING



DRIVEWAY  
APPROVED

### PALLET INFORMATION

| ORIGINS™ ANTIQUED<br>3-PIECE |                                       | SQFT/<br>PALLET | UNITS/<br>LAYER | SQFT/<br>LAYER | LAYER/<br>PALLET | WEIGHT/<br>PALLET |
|------------------------------|---------------------------------------|-----------------|-----------------|----------------|------------------|-------------------|
| ORIGINS 6<br>60MM            | 3 x 6 x 2 <sup>3</sup> / <sub>8</sub> | 120             | 16              | 2              | 10               | 3230              |
|                              | 6 x 6 x 2 <sup>3</sup> / <sub>8</sub> |                 | 16              | 4              |                  |                   |
|                              | 6 x 9 x 2 <sup>3</sup> / <sub>8</sub> |                 | 16              | 6              |                  |                   |

### SHAPES & SIZES

#### ORIGINS 6 | 60MM



3 x 6 x 2<sup>3</sup>/<sub>8</sub>



6 x 6 x 2<sup>3</sup>/<sub>8</sub>



6 x 9 x 2<sup>3</sup>/<sub>8</sub>



ASHWOOD



BELLA



SIERRA



SONORAN GRAY



VICTORIAN

## LEARN MORE

View the product page on [Belgard.com](https://www.belgard.com) for more information



### TECHNICAL SPECS

- True 3" increments for simplified design, quoting and ordering
- Compatible with all modular paver lines—look for Modular Sizing icon
- Modular dimensions reduce cuts, installation time, and waste
- Modular compatibility allows more creative pattern options
- Maximized pallet layout for jobsite efficiencies
- Ideal for walkways, patios, borders, accents and residential driveways
- Can be used to construct ADA-compliant pavement

### QUALITY FOR LIFE


Every step of our manufacturing process incorporates rigorous research, testing and quality assurance. We demand the highest quality from each of our facilities across North America. We believe in creating world-class building products that stand the test of time. See our lifetime warranty at [Belgard.com/Warranty](https://www.belgard.com/Warranty)

Due to the natural materials in our products, colors may vary from those shown on the cut sheet. We recommend viewing actual product samples to ensure the perfect color and finish for each project.

# ORIGINS™

## Paver | 60mm

With a subtle chiseled stone face, this paver is an ideal choice for driveways, small patios, or for adding a touch of texture as a distinctive border, accent banding and inlaid design.



MODULAR  
SIZING



DRIVEWAY  
APPROVED



ACCESSIBLE  
SURFACE

### PALLET INFORMATION

| ORIGINS™ PAVER |                                       | SQFT/<br>PALLET | UNITS/<br>LAYER | SQFT/<br>LAYER | LAYER/<br>PALLET | WEIGHT/<br>PALLET |
|----------------|---------------------------------------|-----------------|-----------------|----------------|------------------|-------------------|
| 6 X 9<br>60MM  | 6 x 9 x 2 <sup>3</sup> / <sub>8</sub> | 112.5           | 30              | 11.2           | 10               | 3020              |

### SHAPES & SIZES

6 X 9 | 60MM



6 x 9 x 2<sup>3</sup>/<sub>8</sub>




MIDNIGHT

## LEARN MORE

View the product page on [Belgard.com](https://www.belgard.com) for more information



### PALLET LAYOUT



### TECHNICAL SPECS

- True 3" increments for simplified design, quoting and ordering
- Compatible with all modular paver lines—look for Modular Sizing icon
- Modular dimensions reduce cuts, installation time, and waste
- Modular compatibility allows more creative pattern options
- Maximized pallet layout for jobsite efficiencies
- Ideal for walkways, patios, borders, accents and residential driveways
- Can be used to construct ADA-compliant pavement

### QUALITY FOR LIFE

Every step of our manufacturing process incorporates rigorous research, testing and quality assurance. We demand the highest quality from each of our facilities across North America. We believe in creating world-class building products that stand the test of time. See our lifetime warranty at [Belgard.com/Warranty](https://www.belgard.com/Warranty)

Due to the natural materials in our products, colors may vary from those shown on the cut sheet. We recommend viewing actual product samples to ensure the perfect color and finish for each project.

# PAPYRUS™

## 3-Piece Paver | 60mm

An organic textural experience with modern elegance, this paver's unique face offers an upscale hand-tooled look enriched with DuraFusion for enhanced color, texture and wear-resistance.



### PALLET INFORMATION

| PAPYRUS™ 3-PIECE   |   | SQFT/<br>PALLET | UNITS/<br>LAYER | SQFT/<br>LAYER | LAYER/<br>PALLET | WEIGHT/<br>PALLET |
|--------------------|---|-----------------|-----------------|----------------|------------------|-------------------|
| PAPYRUS 18<br>60MM | 9 x 18 x 2 <sup>3</sup> / <sub>8</sub>  | 22.5            | 2               | 2.25           | 10               | 3152              |
|                    | 18 x 18 x 2 <sup>3</sup> / <sub>8</sub> | 22.5            | 1               | 2.25           |                  |                   |
|                    | 18 x 27 x 2 <sup>3</sup> / <sub>8</sub> | 67.5            | 2               | 6.75           |                  |                   |


### SHAPES & SIZES

#### PAPYRUS 18 | 60MM





SCANDINA GRAY 




SEPIA 

## LEARN MORE

View the product page on [Belgard.com](https://Belgard.com) for more information



### PALLET LAYOUT



### TECHNICAL SPECS

- True 3" increments for simplified design, quoting and ordering
- Compatible with all modular paver lines—look for Modular Sizing icon
- Modular dimensions reduce cuts, installation time, and waste
- Modular compatibility allows more creative pattern options
- Maximized pallet layout for jobsite efficiencies
- Ideal for patios, walkways and pool decks
- Can be used to construct ADA-compliant pavement



#### DuraFusion™ Technology

A bold, vibrant finish with a smoother, tighter texture

### QUALITY FOR LIFE

Every step of our manufacturing process incorporates rigorous research, testing and quality assurance. We demand the highest quality from each of our facilities across North America. We believe in creating world-class building products that stand the test of time. See our lifetime warranty at [Belgard.com/Warranty](https://Belgard.com/Warranty)

Due to the natural materials in our products, colors may vary from those shown on the cut sheet. We recommend viewing actual product samples to ensure the perfect color and finish for each project.

# TRAVERTINO

## 3-Piece Tile | 30mm

Ideal for overlays, this multi-piece system offers the upscale look of natural travertine with earthy color blends and a lightly pitted slip-resistant surface.



ACCESSIBLE SURFACE



MODULAR SIZING

### PALLET INFORMATION

| TRAVERTINO 3-PIECE |              | SQFT/<br>PALLET | UNITS/<br>LAYER | SQFT/<br>LAYER | LAYER/<br>PALLET | WEIGHT/<br>PALLET |
|--------------------|--------------|-----------------|-----------------|----------------|------------------|-------------------|
| 30MM               | 6 x 6 x 1¼   | 120             | 8               | 12             | 10               | 1496              |
|                    | 6 x 12 x 1¼  |                 | 12              |                |                  |                   |
|                    | 12 x 12 x 1¼ |                 | 4               |                |                  |                   |


### SHAPES & SIZES

#### 3-PIECE | 30MM

 6 x 6 x 1¼

 6 x 12 x 1¼

 12 x 12 x 1¼



ECHO CANYON



SILVERADO

## LEARN MORE

View the product page on [Belgard.com](https://www.belgard.com) for more information



### TECHNICAL SPECS

- True 3" increments for simplified design, quoting and ordering
- Compatible with all modular paver lines—look for Modular Sizing icon
- Modular dimensions reduce cuts, installation time, and waste
- Modular compatibility allows more creative pattern options
- Maximized pallet layout for jobsite efficiencies
- Ideal for overlays of sound concrete including driveways, walkways and pools
- Can support residential vehicular loads when used as an overlay
- Slip-resistant
- Can be used to construct ADA-compliant pavement

### QUALITY FOR LIFE


Every step of our manufacturing process incorporates rigorous research, testing and quality assurance. We demand the highest quality from each of our facilities across North America. We believe in creating world-class building products that stand the test of time. See our lifetime warranty at [Belgard.com/Warranty](https://www.belgard.com/Warranty)

Due to the natural materials in our products, colors may vary from those shown on the cut sheet. We recommend viewing actual product samples to ensure the perfect color and finish for each project.

# TURFSTONE™

## Grid Paver | 80mm

An open lattice grid design offers turf or gravel infill, creating a unique hardscape design that works in harmony with nature.



### PALLET INFORMATION


| TURFSTONE™ |   | SQFT/<br>PALLET | UNITS/<br>LAYER | SQFT/<br>LAYER | LAYER/<br>PALLET | WEIGHT/<br>PALLET |
|------------|---|-----------------|-----------------|----------------|------------------|-------------------|
| 80MM       | 15 <sup>3</sup> / <sub>4</sub> x 23 <sup>5</sup> / <sub>8</sub> x 3 <sup>1</sup> / <sub>8</sub> | 101             | 5               | 12.63          | 8                | 2195              |

### SHAPES & SIZES

80MM



15<sup>3</sup>/<sub>4</sub> x 23<sup>5</sup>/<sub>8</sub> x 3<sup>1</sup>/<sub>8</sub>




GRAY

## LEARN MORE

View the product page on [Belgard.com](https://Belgard.com) for more information



## PALLET LAYOUT



## TECHNICAL SPECS

- Manufactured in accordance with ASTM C1319
- Open lattice grid design for turf infill
- 40% surface opening with void space for creating a grass pavement
- Applications include driveways, parking stalls, ramps, service and emergency access lanes

## QUALITY FOR LIFE


Every step of our manufacturing process incorporates rigorous research, testing and quality assurance. We demand the highest quality from each of our facilities across North America. We believe in creating world-class building products that stand the test of time. See our lifetime warranty at [Belgard.com/Warranty](https://Belgard.com/Warranty)

Due to the natural materials in our products, colors may vary from those shown on the cut sheet. We recommend viewing actual product samples to ensure the perfect color and finish for each project.

# FOUNDATION™

Concrete Finish | 20mm

These pavers exude timeless sophistication and a uniform look achieved by a smooth, refined surface texture, polished concrete appearance, and neutral color tones.



**v2** SLIGHT SHADE VARIATION

 ACCESSIBLE SURFACE

## PALLET INFORMATION

| FOUNDATION™ |                     | SQFT/<br>PALLET | SQFT/<br>BOX | BOXES/<br>PALLET | PCS/<br>BOX | WEIGHT/<br>BOX | WEIGHT/<br>PALLET |
|-------------|---------------------|-----------------|--------------|------------------|-------------|----------------|-------------------|
| 24 X 24     | 23.46 x 23.46 x 3/4 | 275.04          | 7.64         | 36               | 2           | 67.84          | 2533.8            |

## SHAPES & SIZES

24 X 24



23.46 x 23.46 x 3/4



AMBER BEIGE 



SCANDINA GRAY 

## LEARN MORE

View the product page on [Belgard.com](https://www.belgard.com) for more information



### TECHNICAL SPECS

- Incredibly high breakage loads, up to 3,000 pounds
- Can be cleaned with normal household cleaners and even pressure washed with a low pressure washing device.\*
- High-density structure and ultra-low absorption rate provide a tight surface texture that fends off surface mold, moss, dirt and stains
- Unaffected by alkalis, acids, chemical agents, salt and other de-icing materials
- Structured top textures create non-slip surfaces
- Freeze-thaw resistant—100% frost-free and properties remain unaltered at temperatures ranging from -51.1° to + 60° C (-60°F to +140°F)
- Can be installed on a pedestal system for plaza and rooftop installations
- Suitable for ADA-compliant installations

\* It is important that all pressure washing of your porcelain pavers be done with a low pressure washer with a maximum of 1600 psi and nothing more powerful. When pressure washing your installation, care should be taken to prevent damage to the grout (adhesive and grout installations) and some re-sanding will be necessary when power washing an installation with sand or polymeric sand joints.

Due to the natural materials in our products, colors may vary from those shown on the cut sheet. We recommend viewing actual product samples to ensure the perfect color and finish for each project.

# GENOA™

Stone Finish | 20mm

Subtle nuances of natural stone and a smooth, non-slip texture make this porcelain paver the choice for blending earthy tones with a weathered patina for timeless aesthetics.



**v2** SLIGHT SHADE VARIATION

 ACCESSIBLE SURFACE

## PALLET INFORMATION

| GENOA™  |                     | SQFT/<br>PALLET | SQFT/<br>BOX | BOXES/<br>PALLET | PCS/<br>BOX | WEIGHT/<br>BOX | WEIGHT/<br>PALLET |
|---------|---------------------|-----------------|--------------|------------------|-------------|----------------|-------------------|
| 12 X 24 | 11.65 x 23.46 x 3/4 | 303.6           | 7.59         | 40               | 4           | 68.23          | 2807              |
| 24 X 24 | 23.46 x 23.46 x 3/4 | 275.04          | 7.64         | 36               | 2           | 67.84          | 2533.8            |

## SHAPES & SIZES

12 X 24



11.65 x 23.46 x 3/4

24 X 24



23.46 x 23.46 x 3/4



BLANCO 



CREMA 

## LEARN MORE

View the product page on [Belgard.com](https://www.belgard.com) for more information



### TECHNICAL SPECS

- Incredibly high breakage loads, up to 3,000 pounds
- Can be cleaned with normal household cleaners and even pressure washed with a low pressure washing device.\*
- High-density structure and ultra-low absorption rate provide a tight surface texture that fends off surface mold, moss, dirt and stains
- Unaffected by alkalis, acids, chemical agents, salt and other de-icing materials
- Structured top textures create non-slip surfaces
- Freeze-thaw resistant—100% frost-free and properties remain unaltered at temperatures ranging from -51.1° to + 60° C (-60°F to +140°F)
- Can be installed on a pedestal system for plaza and rooftop installations
- Suitable for ADA-compliant installations


\* It is important that all pressure washing of your porcelain pavers be done with a low pressure washer with a maximum of 1600 psi and nothing more powerful. When pressure washing your installation, care should be taken to prevent damage to the grout (adhesive and grout installations) and some re-sanding will be necessary when power washing an installation with sand or polymeric sand joints.

Due to the natural materials in our products, colors may vary from those shown on the cut sheet. We recommend viewing actual product samples to ensure the perfect color and finish for each project.

# GLOCAL

Concrete Finish | 20mm

The smooth concrete-like finish offers a clean, contemporary aesthetic. Its structured and tight surface texture in neutral shades makes this porcelain paver a versatile design element.



**MIRAGE**  
INSPIRING BETTER LIVING

**v2** SLIGHT SHADE VARIATION

 LOW SOLAR HEAT ABSORPTION

 ACCESSIBLE SURFACE

## PALLET INFORMATION


| GLOCAL  |                     | SQFT/<br>PALLET | SQFT/<br>BOX | BOXES/<br>PALLET | PCS/<br>BOX | WEIGHT/<br>BOX | WEIGHT/<br>PALLET |
|---------|---------------------|-----------------|--------------|------------------|-------------|----------------|-------------------|
| 24 X 24 | 23.54 x 23.54 x 3/4 | 232.5           | 7.75         | 30               | 2           | 72             | 2160              |
| 24 X 48 | 23.54 x 47.17 x 3/4 | 271.25          | 7.75         | 35               | 1           | 74             | 2621              |
| 48 X 48 | 47.17 x 47.17 x 3/4 | 310             | 15.5         | 20               | 1           | 148.5          | 3009              |

## SHAPES & SIZES

24 X 24

 23.54 x 23.54 x 3/4

24 X 48

 23.54 x 47.17 x 3/4

48 X 48

 47.17 x 47.17 x 3/4



CLEAR | GC 01  



PERFECT | GC 02   
Special order



IDEAL | GC 03 



TYPE | GC 04 



CLASSIC | GC 05 



ABSOLUTE | GC 06   
Special order



CHAMOIS | GC 08   
Special order

## LEARN MORE

View the product page on [Beldgard.com](http://Belgard.com) for more information



## TECHNICAL SPECS

- Incredibly high breakage loads, up to 3,000 pounds
- Can be cleaned with normal household cleaners and even pressure washed with a low pressure washing device.\*
- High-density structure and ultra-low absorption rate provide a tight surface texture that fends off surface mold, moss, dirt and stains
- Unaffected by alkalis, acids, chemical agents, salt and other de-icing materials
- Structured top textures create non-slip surfaces
- Freeze-thaw resistant—100% frost-free and properties remain unaltered at temperatures ranging from -51.1° to + 60° C (-60°F to +140°F)
- Can be installed on a pedestal system for plaza and rooftop installations
- Suitable for ADA-compliant installations

\* It is important that all pressure washing of your porcelain pavers be done with a low pressure washer with a maximum of 1600 psi and nothing more powerful. When pressure washing your installation, care should be taken to prevent damage to the grout (adhesive and grout installations) and some re-sanding will be necessary when power washing an installation with sand or polymeric sand joints.

Due to the natural materials in our products, colors may vary from those shown on the cut sheet. We recommend viewing actual product samples to ensure the perfect color and finish for each project.

# JURUPA

Wood Finish | 20mm

The robust intrinsic characteristics of smooth planed wood offer warmth and sophistication. Resembling wood, each paver has subtle variations clearly framed by grouted details.



**v2** SLIGHT SHADE VARIATION

 ACCESSIBLE SURFACE

## PALLET INFORMATION

| JURUPA  |               | SQFT/<br>PALLET | SQFT/<br>BOX | BOXES/<br>PALLET | PCS/<br>BOX | WEIGHT/<br>BOX | WEIGHT/<br>PALLET |
|---------|---------------|-----------------|--------------|------------------|-------------|----------------|-------------------|
| 12 X 48 | 11.73 x 47.17 | 279             | 7.75         | 36               | 2           | 74             | 2664              |

## SHAPES & SIZES

12 X 48

 11.73 x 47.17



COOL | JP 02 



MASTER | JP 03 



CAMP | JP 04 

## LEARN MORE

View the product page on [Belgard.com](https://www.belgard.com) for more information



### TECHNICAL SPECS

- Incredibly high breakage loads, up to 3,000 pounds
- Can be cleaned with normal household cleaners and even pressure washed with a low pressure washing device.\*
- High-density structure and ultra-low absorption rate provide a tight surface texture that fends off surface mold, moss, dirt and stains
- Unaffected by alkalis, acids, chemical agents, salt and other de-icing materials
- Structured top textures create non-slip surfaces
- Freeze-thaw resistant—100% frost-free and properties remain unaltered at temperatures ranging from -51.1° to + 60° C (-60°F to +140°F)
- Suitable for ADA-compliant installations

\* It is important that all pressure washing of your porcelain pavers be done with a low pressure washer with a maximum of 1600 psi and nothing more powerful. When pressure washing your installation, care should be taken to prevent damage to the grout (adhesive and grout installations) and some re-sanding will be necessary when power washing an installation with sand or polymeric sand joints.

Due to the natural materials in our products, colors may vary from those shown on the cut sheet. We recommend viewing actual product samples to ensure the perfect color and finish for each project.

# LAGOON

Stone Finish | 20mm

Painstaking detail and depth of color evoke the expressive power of nature through these stylish modular pavers. Veining effects are inspired by the stratifications of sedimentary rocks.



**v2** SLIGHT SHADE VARIATION

 LOW SOLAR HEAT ABSORPTION


 ACCESSIBLE SURFACE

## PALLET INFORMATION

| LAGOON  |                     | SQFT/<br>PALLET | SQFT/<br>BOX | BOXES/<br>PALLET | PCS/<br>BOX | WEIGHT/<br>BOX | WEIGHT/<br>PALLET |
|---------|---------------------|-----------------|--------------|------------------|-------------|----------------|-------------------|
| 24 X 48 | 23.54 x 47.17 x 3/4 | 271.25          | 7.75         | 35               | 1           | 74             | 2621              |

## SHAPES & SIZES

24 X 48

 23.54 x 47.17 x 3/4



MOONBEAM | LG 01 ST 



SANDSHELL | LG 02 ST 



SHARKSKIN | LG 04 ST 

## LEARN MORE

View the product page on [Belgard.com](https://www.belgard.com) for more information



## TECHNICAL SPECS

- Incredibly high breakage loads, up to 3,000 pounds
- Can be cleaned with normal household cleaners and even pressure washed with a low pressure washing device.\*
- High-density structure and ultra-low absorption rate provide a tight surface texture that fends off surface mold, moss, dirt and stains
- Unaffected by alkalis, acids, chemical agents, salt and other de-icing materials
- Structured top textures create non-slip surfaces
- Freeze-thaw resistant—100% frost-free and properties remain unaltered at temperatures ranging from -51.1° to + 60° C (-60°F to +140°F)
- Can be installed on a pedestal system for plaza and rooftop installations
- Suitable for ADA-compliant installations

\* It is important that all pressure washing of your porcelain pavers be done with a low pressure washer with a maximum of 1600 psi and nothing more powerful. When pressure washing your installation, care should be taken to prevent damage to the grout (adhesive and grout installations) and some re-sanding will be necessary when power washing an installation with sand or polymeric sand joints.

Due to the natural materials in our products, colors may vary from those shown on the cut sheet. We recommend viewing actual product samples to ensure the perfect color and finish for each project.

# NOON

Wood Finish | 20mm

Warm and stylish, this contemporary expression of simplicity combines the look and feel of natural wood with the durability of porcelain.



**v3** MODERATE SHADE VARIATION

**v4** HIGH SHADE VARIATION

 ACCESSIBLE SURFACE

## PALLET INFORMATION

| NOON    |               | SQFT/<br>PALLET | SQFT/<br>BOX | BOXES/<br>PALLET | PCS/<br>BOX | WEIGHT/<br>BOX | WEIGHT/<br>PALLET |
|---------|---------------|-----------------|--------------|------------------|-------------|----------------|-------------------|
| 12 X 48 | 11.73 x 47.17 | 279             | 7.75         | 36               | 2           | 74             | 2664              |

## SHAPES & SIZES





DAYLIGHT | NN 01 ST 



EMBER | NN 02 ST 



HONEY | NN 03 ST 

## LEARN MORE

View the product page on [Beldgard.com](http://Belgard.com) for more information



### TECHNICAL SPECS

- Incredibly high breakage loads, up to 3,000 pounds
- Can be cleaned with normal household cleaners and even pressure washed with a low pressure washing device.\*
- High-density structure and ultra-low absorption rate provide a tight surface texture that fends off surface mold, moss, dirt and stains
- Unaffected by alkalis, acids, chemical agents, salt and other de-icing materials
- Structured top textures create non-slip surfaces.
- Freeze-thaw resistant—100% frost-free and properties remain unaltered at temperatures ranging from -51.1° to + 60° C (-60°F to +140°F)
- Suitable for ADA-compliant installations

\* It is important that all pressure washing of your porcelain pavers be done with a low pressure washer with a maximum of 1600 psi and nothing more powerful. When pressure washing your installation, care should be taken to prevent damage to the grout (adhesive and grout installations) and some re-sanding will be necessary when power washing an installation with sand or polymeric sand joints.

Due to the natural materials in our products, colors may vary from those shown on the cut sheet. We recommend viewing actual product samples to ensure the perfect color and finish for each project.

# NORR

Stone Finish | 20mm

The stone-like look of pebbles in various colors and shapes creates a three-dimensional effect that breathes life into surfaces and provides a natural aesthetic with versatility.



**v3** MODERATE SHADE VARIATION

**v4** HIGH SHADE VARIATION

 ACCESSIBLE SURFACE

## PALLET INFORMATION

| NORR    |                     | SQFT/<br>PALLET | SQFT/<br>BOX | BOXES/<br>PALLET | PCS/<br>BOX | WEIGHT/<br>BOX | WEIGHT/<br>PALLET |
|---------|---------------------|-----------------|--------------|------------------|-------------|----------------|-------------------|
| 24 X 24 | 23.54 x 23.54 x 3/4 | 232.5           | 7.75         | 30               | 2           | 72             | 2201              |
| 32 X 32 | 31.42 x 31.42 x 3/4 | 289.33          | 6.89         | 42               | 1           | 65.5           | 2751              |

## SHAPES & SIZES

24 X 24

 23.54 x 23.54 x 3/4

32 X 32

 31.42 x 31.42 x 3/4




FARGE | RR 05 



HAV | RR 06 



OKEN | RR 08 



GRUS | RR 09 

## LEARN MORE

View the product page on [Belgard.com](https://www.belgard.com) for more information



## TECHNICAL SPECS

- Incredibly high breakage loads, up to 3,000 pounds
- Can be cleaned with normal household cleaners and even pressure washed with a low pressure washing device.\*
- High-density structure and ultra-low absorption rate provide a tight surface texture that fends off surface mold, moss, dirt and stains
- Unaffected by alkalis, acids, chemical agents, salt and other de-icing materials
- Structured top textures create non-slip surfaces.
- Freeze-thaw resistant—100% frost-free and properties remain unaltered at temperatures ranging from -51.1° to + 60° C (-60°F to +140°F)
- Can be installed on a pedestal system for plaza and rooftop installations
- Suitable for ADA-compliant installations

\* It is important that all pressure washing of your porcelain pavers be done with a low pressure washer with a maximum of 1600 psi and nothing more powerful. When pressure washing your installation, care should be taken to prevent damage to the grout (adhesive and grout installations) and some re-sanding will be necessary when power washing an installation with sand or polymeric sand joints.

Due to the natural materials in our products, colors may vary from those shown on the cut sheet. We recommend viewing actual product samples to ensure the perfect color and finish for each project.

# NOVEMBER

Stone Finish | 20mm

Minimalist styling inspired by nature is found with this versatile porcelain paver. Characteristics of stone and cement embody its texture to offer a simple, yet elegant look.



**MIRAGE**  
INSPIRING BETTER LIVING

**v2** SLIGHT SHADE VARIATION

 LOW SOLAR HEAT ABSORPTION

 ACCESSIBLE SURFACE

## PALLET INFORMATION

| NOVEMBER |                     | SQFT/<br>PALLET | SQFT/<br>BOX | BOXES/<br>PALLET | PCS/<br>BOX | WEIGHT/<br>BOX | WEIGHT/<br>PALLET |
|----------|---------------------|-----------------|--------------|------------------|-------------|----------------|-------------------|
| 24 X 24  | 23.54 x 23.54 x 3/4 | 232.5           | 7.75         | 30               | 2           | 72             | 2160              |

## SHAPES & SIZES

24 X 24



23.54 x 23.54 x 3/4



RAIN | NM01  



WIND | NM02 



WARM | NM04  



LAND | NM05 

## LEARN MORE

View the product page on [Beldgard.com](https://Belgard.com) for more information



## TECHNICAL SPECS

- Incredibly high breakage loads, up to 3,000 pounds
- Can be cleaned with normal household cleaners and even pressure washed with a low pressure washing device\*
- High-density structure and ultra-low absorption rate provide a tight surface texture that fends off surface mold, moss, dirt and stains
- Unaffected by alkalis, acids, chemical agents, salt and other de-icing materials
- Structured top textures create non-slip surfaces
- Freeze-thaw resistant—100% frost-free and properties remain unaltered at temperatures ranging from -51.1° to + 60° C (-60°F to +140°F)
- Can be installed on a pedestal system for plaza and rooftop installations
- Suitable for ADA-compliant installations


\* It is important that all pressure washing of your porcelain pavers be done with a low pressure washer with a maximum of 1600 psi and nothing more powerful. When pressure washing your installation, care should be taken to prevent damage to the grout (adhesive and grout installations) and some re-sanding will be necessary when power washing an installation with sand or polymeric sand joints.

Due to the natural materials in our products, colors may vary from those shown on the cut sheet. We recommend viewing actual product samples to ensure the perfect color and finish for each project.

# QUARZITI 2.0

Stone Finish | 20mm

This interpretation of natural quartz incorporates a gentle shading effect with the authentic diversity and subtle iridescence of natural elements.



**MIRAGE**  
INSPIRING. BETTER LIVING

**v3** MODERATE SHADE VARIATION

LOW SOLAR HEAT ABSORPTION

ACCESSIBLE SURFACE

## PALLET INFORMATION

| QUARZITI 2.0 |                     | SQFT/<br>PALLET | SQFT/<br>BOX | BOXES/<br>PALLET | PCS/<br>BOX | WEIGHT/<br>BOX | WEIGHT/<br>PALLET |
|--------------|---------------------|-----------------|--------------|------------------|-------------|----------------|-------------------|
| 12 X 24      | 11.73 x 23.54 x 3/4 | 235.5           | 5.81         | 40               | 3           | 55             | 2201              |
| 24 X 24      | 23.54 x 23.54 x 3/4 | 232.5           | 7.75         | 30               | 2           | 72             | 2160              |
| 24 X 48      | 23.54 x 47.17 x 3/4 | 271.25          | 7.75         | 35               | 1           | 74             | 2621              |

## SHAPES & SIZES

12 X 24\*

11.73 x 23.54 x 3/4

24 X 24

23.54 x 23.54 x 3/4

24 X 48

23.54 x 47.17 x 3/4

\*Special order




GLACIER | QR 01 NAT 




MOUNTAINS | QR 02 NAT 



WATERFALL | QR 03 NAT 



RIVER | QR 04 NAT 

## LEARN MORE

View the product page on [Belgard.com](https://www.belgard.com) for more information



## TECHNICAL SPECS

- Incredibly high breakage loads, up to 3,000 pounds
- Can be cleaned with normal household cleaners and even pressure washed with a low pressure washing device.\*
- High-density structure and ultra-low absorption rate provide a tight surface texture that fends off surface mold, moss, dirt and stains
- Unaffected by alkalis, acids, chemical agents, salt and other de-icing materials
- Structured top textures create non-slip surfaces
- Freeze-thaw resistant—100% frost-free and properties remain unaltered at temperatures ranging from -51.1° to + 60° C (-60°F to +140°F)
- Can be installed on a pedestal system for plaza and rooftop installations
- Suitable for ADA-compliant installations

\* It is important that all pressure washing of your porcelain pavers be done with a low pressure washer with a maximum of 1600 psi and nothing more powerful. When pressure washing your installation, care should be taken to prevent damage to the grout (adhesive and grout installations) and some re-sanding will be necessary when power washing an installation with sand or polymeric sand joints.

Due to the natural materials in our products, colors may vary from those shown on the cut sheet. We recommend viewing actual product samples to ensure the perfect color and finish for each project.

# SILVERLAKE

Stone Finish | 20mm

Soft veining effects intertwine with neutral shades to offer natural patterns like those found in marble and stones. These traits provide a luxurious look with maximum versatility.



**MIRAGE**  
INSPIRING BETTER LIVING

**v3** MODERATE SHADE VARIATION

**v4** HIGH SHADE VARIATION

 LOW SOLAR HEAT ABSORPTION


 ACCESSIBLE SURFACE

## PALLET INFORMATION

| SILVERLAKE |                     | SQFT/<br>PALLET | SQFT/<br>BOX | BOXES/<br>PALLET | PCS/<br>BOX | WEIGHT/<br>BOX | WEIGHT/<br>PALLET |
|------------|---------------------|-----------------|--------------|------------------|-------------|----------------|-------------------|
| 24 X 48    | 23.54 x 47.17 x 3/4 | 271.25          | 7.75         | 35               | 1           | 74             | 2621              |


## SHAPES & SIZES


24 X 48

 23.54 x 47.17 x 3/4



BRAIES | SK 01 ST  



RESIA | SK 02 ST  



ORSI | SK 06 ST 

## LEARN MORE

View the product page on [Belgard.com](https://www.belgard.com) for more information



### TECHNICAL SPECS

- Incredibly high breakage loads, up to 3,000 pounds
- Can be cleaned with normal household cleaners and even pressure washed with a low pressure washing device.\*
- High-density structure and ultra-low absorption rate provide a tight surface texture that fends off surface mold, moss, dirt and stains
- Unaffected by alkalis, acids, chemical agents, salt and other de-icing materials
- Structured top textures create non-slip surfaces
- Freeze-thaw resistant—100% frost-free and properties remain unaltered at temperatures ranging from -51.1° to + 60° C (-60°F to +140°F)
- Can be installed on a pedestal system for plaza and rooftop installations
- Suitable for ADA-compliant installations

\* It is important that all pressure washing of your porcelain pavers be done with a low pressure washer with a maximum of 1600 psi and nothing more powerful. When pressure washing your installation, care should be taken to prevent damage to the grout (adhesive and grout installations) and some re-sanding will be necessary when power washing an installation with sand or polymeric sand joints.

Due to the natural materials in our products, colors may vary from those shown on the cut sheet. We recommend viewing actual product samples to ensure the perfect color and finish for each project.

# TRAVERTINI

Travertine Finish | 20mm

These large-format slabs offer the upscale timeless look of natural travertine with a smooth finish in aesthetic options that include a dramatic linear vein or a softer cross-cut.



**MIRAGE**  
INSPIRING BETTER LIVING

**v2** SLIGHT SHADE VARIATION

 LOW SOLAR HEAT ABSORPTION

 ACCESSIBLE SURFACE

## PALLET INFORMATION

| TRAVERTINI |                     | SQFT/<br>PALLET | SQFT/<br>BOX | BOXES/<br>PALLET | PCS/<br>BOX | WEIGHT/<br>BOX | WEIGHT/<br>PALLET |
|------------|---------------------|-----------------|--------------|------------------|-------------|----------------|-------------------|
| 24 X 24    | 23.54 x 23.54 x 3/4 | 232.5           | 7.75         | 30               | 2           | 72             | 2160              |
| 24 X 48    | 23.54 x 47.17 x 3/4 | 271.25          | 7.75         | 35               | 1           | 74             | 2621              |

## SHAPES & SIZES

24 X 24

 23.54 x 23.54 x 3/4

24 X 48

 23.54 x 47.17 x 3/4



LIGHT VEIN | EY 07  



PEARLY CROSS | EY 12  



LIGHT CROSS | EY 13  

## LEARN MORE

View the product page on [Belgard.com](http://Belgard.com) for more information



## TECHNICAL SPECS

- Incredibly high breakage loads, up to 3,000 pounds
- Modular for faster installation
- Can be cleaned with normal household cleaners and even pressure washed with a low pressure washing device\*
- High-density structure and ultra-low absorption rate provide a tight surface texture that fends off surface mold, moss, dirt and stains
- Unaffected by alkalis, acids, chemical agents, salt and other de-icing materials
- Structured top textures create non-slip surfaces
- Freeze-thaw resistant—100% frost-free and properties remain unaltered at temperatures ranging from -51.1° to + 60° C (-60°F to +140°F)
- Can be installed using a pedestal system for plazas and rooftop applications
- Suitable for ADA-compliant installations


\* It is important that all pressure washing of your porcelain pavers be done with a low pressure washer with a maximum of 1600 psi and nothing more powerful. When pressure washing your installation, care should be taken to prevent damage to the grout (adhesive and grout installations) and some re-sanding will be necessary when power washing an installation with sand or polymeric and joints.

Due to the natural materials in our products, colors may vary from those shown on the cut sheet. We recommend viewing actual product samples to ensure the perfect color and finish for each project.

# UNICO 2.0

## Coping | 20mm

Enhance your outdoor spaces with our premium porcelain coping available in a variety of styles to complement multiple porcelain paver lines.



**v2** SLIGHT SHADE VARIATION

**v3** MODERATE SHADE VARIATION

**v4** HIGH SHADE VARIATION

 LOW SOLAR HEAT ABSORPTION

 ACCESSIBLE SURFACE

### PALLET INFORMATION

| UNICO 2.0 |                    | SQFT/<br>PALLET | SQFT/<br>BOX | BOXES/<br>PALLET | PCS/<br>BOX | WEIGHT/<br>BOX | WEIGHT/<br>PALLET |
|-----------|--------------------|-----------------|--------------|------------------|-------------|----------------|-------------------|
| COPING    | 11.62 x 23.54 x ¾" | 205.2           | 5.7          | 36               | 3           | 54             | 1944              |

### SHAPES & SIZES

COPING




11.62 x 23.54 x ¾"



CLEAR | GC 01




IDEAL | GC 03   
Special order



CLASSIC | GC 05



CHAMOIS | GC 08   
Special order




EMBER | NN 02 ST



GLACIER | QR 01 NAT



WATERFALL | QR 03 NAT



PEARLY CROSS | EY 12




PERFECT | GC 02   
Special order




TYPE | GC 04



ABSOLUTE | GC 06   
Special order



DAYLIGHT | NN 01 ST



HONEY | NN 03 ST



MOUNTAINS | QR 02 NAT



RIVER | QR 04 NAT



LIGHT CROSS | EY 13

## LEARN MORE

View the product page on [Belgard.com](http://Belgard.com) for more information



## TECHNICAL SPECS

- Coordinates with various porcelain paver lines
- Use for steps or as coping for swimming pools
- Incredibly high breakage loads, up to 3,000 pounds
- High-density structure and ultra-low absorption rate provide a tight surface texture that fends off surface mold, moss, dirt and stains
- Unaffected by alkalis, acids, chemical agents, salt and other de-icing materials
- Structured top textures create non-slip surfaces
- Freeze-thaw resistant—100% frost-free and properties remain unaltered at temperatures ranging from -51.1° to + 60° C (-60°F to +140°F)
- Suitable for ADA-compliant installations

Due to the natural materials in our products, colors may vary from those shown on the cut sheet. We recommend viewing actual product samples to ensure the perfect color and finish for each project.

# ASHLAR TANDEM™

Freestanding | Retaining

Virtual joints and a chiseled face create the look of a random stone facade for the versatile Tandem system that can build pillars, garden walls, and stylish outdoor kitchens and features.



RETAINING



FREESTANDING



FIRE PITS



KITCHEN



STEPS




COLUMNS

## PALLET INFORMATION

| ASHLAR TANDEM™           |  | SQFT/<br>PALLET | SQFT/<br>LAYER | LAYER/<br>PALLET | UNITS/<br>PALLET | WEIGHT/<br>PALLET |
|--------------------------|--|-----------------|----------------|------------------|------------------|-------------------|
| 3-PIECE                  | 7 x 13 <sup>3</sup> / <sub>16</sub> x 2 <sup>5</sup> / <sub>8</sub>                            | 19.2            | 3.2            | 6                | 30               | 2085              |
|                          | 7 x 15 <sup>13</sup> / <sub>16</sub> x 2 <sup>5</sup> / <sub>8</sub>                           | 23.55           | 3.92           |                  | 30               |                   |
|                          | 7 x 18 <sup>7</sup> / <sub>16</sub> x 2 <sup>5</sup> / <sub>8</sub>                            | 27.35           | 4.56           |                  | 30               |                   |
| MODU-<br>LAR<br>BLOCK*   | 7 <sup>1</sup> / <sub>16</sub> x 7 <sup>7</sup> / <sub>8</sub> x 7 <sup>7</sup> / <sub>8</sub> | -               | -              | -                | 128              | 2816              |
| TANDEM<br>CAP            | 15 x 24 x 3 <sup>1</sup> / <sub>4</sub>  | -               | -              | -                | 32               | 3008              |
| CON-<br>NECTOR           | 3 x 12 / 8 x 12  | -               | -              | -                | 30               | -                 |
| U START<br>BASE<br>BLOCK | 3 <sup>1</sup> / <sub>2</sub> x 18 <sup>1</sup> / <sub>2</sub> x 12                            | 77.88           | 11.13          | 7                | 56               | 3080              |

## SHAPES & SIZES

### 3-PIECE



### MODULAR BLOCK\*



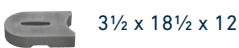
### TANDEM CAP\*\*



### CONNECTOR



### U START BASE BLOCK




\*Includes clip

\*\*Cap available in Graphite



SIERRA



VICTORIAN

## LEARN MORE

View the product page on [Belgard.com](https://www.belgard.com) for more information



### TECHNICAL SPECS

- Consistent height tolerances
- Build curved or straight walls
- 3 sizes on one pallet to allow for design versatility and customization
- Minimum outside radius of 6'
- Freestanding walls up to 28"
- Engineered 90° corners
- Gravity walls up to 3 feet\* using a ½ inch setback per unit (4 degree system batter)
- Reinforced walls up to 8 feet
- Versatile system can create multiple outdoor features including seat walls, kitchens, planters, columns, and fire or water features
- Innovative Modular Block system and U-Start base block significantly reduce installation time

\*Gravity wall heights are based on project specific conditions and may be lower than this value.

### QUALITY FOR LIFE


Every step of our manufacturing process incorporates rigorous research, testing and quality assurance. We demand the highest quality from each of our facilities across North America. We believe in creating world-class building products that stand the test of time. See our lifetime warranty at [Belgard.com/Warranty](https://www.belgard.com/Warranty)

Due to the natural materials in our products, colors may vary from those shown on the cut sheet. We recommend viewing actual product samples to ensure the perfect color and finish for each project.

# DIAMOND® 9D STRAIGHT

## Retaining

The split-face texture of this wall imparts a rough natural stone appearance with pleasing aesthetics that blend well in various landscapes.



RETAINING



STEPS

### PALLET INFORMATION

| DIAMOND® 9D STRAIGHT |                          | SQFT/PALLET | SQFT/LAYER | LAYER/PALLET | UNITS/PALLET | WEIGHT/PALLET |
|----------------------|--------------------------|-------------|------------|--------------|--------------|---------------|
| STRAIGHT FACE        | 6 x 17¼ x 9              | 43.1        | -          | -            | 60           | 3325          |
| CAP                  | 3 x 7 x 13<br>3 x 8 x 13 | -           | -          | -            | 126          | 2952          |
| U START BASE BLOCK   | 3½ x 18½ x 12            | 77.88       | 11.13      | 7            | 56           | 3080          |

### SHAPES & SIZES

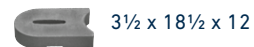
#### STRAIGHT FACE



#### CAP



#### U START BASE BLOCK





BELLA



SIERRA



SONORAN GRAY

## LEARN MORE

View the product page on [Beldgard.com](http://Belgard.com) for more information



## TECHNICAL SPECS

- All system components are standard-split in-line
- Rear lip locators easily establish a uniform wall batter
- A matching cap and corner completes the system
- Build gravity walls up to 3 feet high\*, including the buried course.
- Taller walls can be built using geosynthetic reinforcement when designed by a qualified engineer.
- Minimum outside radius, measured on the top course to the front of the units: 3 feet
- Minimum inside radius, measured on the base course to the front of the units: 6 feet
- The rear lip establishes a 1 1/8" setback for a 10.6 degree system batter

\*Gravity wall heights are based on project specific conditions and may be lower than this value.

## QUALITY FOR LIFE


Every step of our manufacturing process incorporates rigorous research, testing and quality assurance. We demand the highest quality from each of our facilities across North America. We believe in creating world-class building products that stand the test of time. See our lifetime warranty at [Belgard.com/Warranty](http://Belgard.com/Warranty)

Due to the natural materials in our products, colors may vary from those shown on the cut sheet. We recommend viewing actual product samples to ensure the perfect color and finish for each project.

# DIAMOND PRO® AIR SMOOTH

## Retaining

This innovative high-performance wall features a clean, contemporary look and is 30% lighter with efficiencies on every level.



RETAINING



STEPS



COLUMNS

### PALLET INFORMATION

|                            | DIAMOND PRO®<br>AIR SMOOTH | SQFT/<br>PALLET | SQFT/<br>LAYER | LAYER/<br>PALLET | UNITS/<br>PALLET | WEIGHT/<br>PALLET |
|----------------------------|----------------------------|-----------------|----------------|------------------|------------------|-------------------|
| WALL<br>BLOCK              | 8 x 18 x 11½               | 45              | 8              | 5                | 45               | 2060              |
| CAP                        | 4 x 18 / 12 x 12           | 67.5 LF         | -              | -                | 54               | 3138              |
| LIGHT-<br>WEIGHT<br>CORNER | 8 x 18 x 9                 | 54              | -              | -                | 36               | 2760              |

### SHAPES & SIZES

#### WALL BLOCK



8 x 18 x 11½

#### CAP



4 x 18 / 12 x 12

#### LIGHTWEIGHT CORNER



8 x 18 x 9



ANTHRACITE



HICKORY



SHADED GRAY

## LEARN MORE

View the product page on [Belgard.com](http://Belgard.com) for more information



## TECHNICAL SPECS

- Can be installed as a gravity wall or geogrid-reinforced wall
- Weighing only 54 lbs., this 1 square foot block maximizes installation and shipping efficiencies
- Front lug design produces a 9/16" per unit setback for a 4° system batter
- Cores align for easy filling
- Built-in handholds for easy handling
- Top course is placed upside down to increase capping efficiency
- Near-vertical geogrid-reinforced retaining walls up to 12 feet tall
- Gravity walls up to 3' 4" high\*, including the buried course
- Minimum outside radius, measured on the top course to the front of the units: 4 feet
- Minimum inside radius, measured on the base course to the front of the units: 6 feet

\*Gravity wall heights are based on project specific conditions and may be lower than this value.

## QUALITY FOR LIFE

Every step of our manufacturing process incorporates rigorous research, testing and quality assurance. We demand the highest quality from each of our facilities across North America. We believe in creating world-class building products that stand the test of time. See our lifetime warranty at [Belgard.com/Warranty](http://Belgard.com/Warranty)

Due to the natural materials in our products, colors may vary from those shown on the cut sheet. We recommend viewing actual product samples to ensure the perfect color and finish for each project.

# DIAMOND PRO® AIR STRAIGHT

## Retaining

Featuring a classic split-stone face and crisp edges, this innovative high-performance wall is 30% lighter with efficiencies on every level.



RETAINING



STEPS



COLUMNS

### PALLET INFORMATION

|                           | DIAMOND PRO®<br>AIR STRAIGHT | SQFT/<br>PALLET | SQFT/<br>LAYER | LAYER/<br>PALLET | UNITS/<br>PALLET | WEIGHT/<br>PALLET |
|---------------------------|------------------------------|-----------------|----------------|------------------|------------------|-------------------|
| WALL<br>BLOCK             | 8 x 18 x 11½                 | 40              | 8              | 5                | 40               | 2060              |
| CAP                       | 4 x 18 x 13                  | 96 LF           | 12 LF          | 8                | 64               | 4155              |
| LIGHT<br>WEIGHT<br>CORNER | 8 x 18 x 9                   | 54              | -              | -                | 36               | 2760              |

### SHAPES & SIZES

#### WALL BLOCK



#### CAP



#### LIGHT WEIGHT CORNER





CHARCOAL



GRAY



TAN

## LEARN MORE

View the product page on [Belgard.com](https://www.belgard.com) for more information



## TECHNICAL SPECS

- Can be installed as a gravity wall or geogrid-reinforced wall
- Weighing only 54 lbs., this 1 square foot block maximizes installation and shipping efficiencies
- Front lug design produces a 9/16" per unit setback for a 4° system batter
- Cores align for easy filling
- Built-in handholds for easy handling
- Top course is placed upside down to increase capping efficiency
- Near-vertical geogrid-reinforced retaining walls up to 12 feet tall
- Gravity walls up to 3' 4" high\*, including the buried course
- Minimum outside radius, measured on the top course to the front of the units: 4 feet
- Minimum inside radius, measured on the base course to the front of the units: 6 feet

\*Gravity wall heights are based on project specific conditions and may be lower than this value.

## QUALITY FOR LIFE

Every step of our manufacturing process incorporates rigorous research, testing and quality assurance. We demand the highest quality from each of our facilities across North America. We believe in creating world-class building products that stand the test of time. See our lifetime warranty at [Belgard.com/Warranty](https://www.belgard.com/Warranty)

Due to the natural materials in our products, colors may vary from those shown on the cut sheet. We recommend viewing actual product samples to ensure the perfect color and finish for each project.

# DIAMOND PRO® PS STRAIGHT

## Retaining

The split-face texture of this wall offers a classic look featuring a chiseled edge and a time-worn organic appearance that is ideal for large-scale projects.



RETAINING



STEPS

### PALLET INFORMATION

| DIAMOND PRO®<br>PS STRAIGHT |                   | SQFT/<br>PALLET | SQFT/<br>LAYER | LAYER/<br>PALLET | UNITS/<br>PALLET | WEIGHT/<br>PALLET |
|-----------------------------|-------------------|-----------------|----------------|------------------|------------------|-------------------|
| STRAIGHT<br>FACE            | 8 x 18 x 12       | 36              | -              | -                | 36               | 2550              |
| UNIVERSAL<br>CAP            | 4 x 17¼ / 12 x 10 | 78.75           | -              | -                | 80               | 3100              |

### SHAPES & SIZES

#### STRAIGHT FACE



8 x 18 x 12

#### UNIVERSAL CAP



4 x 17¼ / 12 x 10


PS: Pin System. Pins Included



BELLA



BROWN



GRAY

## LEARN MORE

View the product page on [Belgard.com](https://www.belgard.com) for more information



## TECHNICAL SPECS

- Pin system installation method
- Large cores for ease in handling
- Ease of installation with oversized pin aligning cores
- Pin cores allow for multiple batter options
- Builds walls in excess of 50 feet when combined with geosynthetic reinforcement
- One square foot of wall face per block
- Gravity walls can be built up to 4 feet high\*, including the buried course, with 7.1 degree batter
- Minimum outside radius, measured on the top course to the front of the units: 4 feet
- Minimum inside radius, measured on the base course to the front of the units: 6 feet
- Setback/System Batter: Near Vertical and 1"/7.1"; additional system batter can be created by alternating pin placement on each course of wall

\*Gravity wall heights are based on project specific conditions and may be lower than this value.

## QUALITY FOR LIFE


Every step of our manufacturing process incorporates rigorous research, testing and quality assurance. We demand the highest quality from each of our facilities across North America. We believe in creating world-class building products that stand the test of time. See our lifetime warranty at [Belgard.com/Warranty](https://www.belgard.com/Warranty)

Due to the natural materials in our products, colors may vary from those shown on the cut sheet. We recommend viewing actual product samples to ensure the perfect color and finish for each project.

# EASTON STONE™

## Garden | Freestanding

Smooth textured and defined by a refined time-worn look, this universal block offers tremendous versatility. Earthen tones and its clean texture facilitate warmth with timeless appeal.



FREESTANDING



GARDEN



FIRE PITS



KITCHEN




COLUMNS

### PALLET INFORMATION

| EASTON STONE™ |            | SQFT/<br>PALLET | SQFT/<br>LAYER | LAYER/<br>PALLET | UNITS/<br>PALLET | WEIGHT/<br>PALLET |
|---------------|------------|-----------------|----------------|------------------|------------------|-------------------|
| WALL<br>BLOCK | 4 x 12 x 8 | 42              | 6              | 7                | 126              | 3700              |

### SHAPES & SIZES

WALL BLOCK



4 x 12 x 8



ANTHRACITE



BELLA



HICKORY



SHADED GRAY



SIERRA

## LEARN MORE

View the product page on [Beldgard.com](http://Belgard.com) for more information



## TECHNICAL SPECS

- Universal block can be used for both walls and caps
- Plantable wall designs and columns can be easily created
- Build freeform walls with minimal cuts
- Can be used to build gravity walls up to 2 feet high\*, including the buried course

\*Gravity wall heights are based on project specific conditions and may be lower than this value.

## QUALITY FOR LIFE

Every step of our manufacturing process incorporates rigorous research, testing and quality assurance. We demand the highest quality from each of our facilities across North America. We believe in creating world-class building products that stand the test of time. See our lifetime warranty at [Beldgard.com/Warranty](http://Beldgard.com/Warranty)

Due to the natural materials in our products, colors may vary from those shown on the cut sheet. We recommend viewing actual product samples to ensure the perfect color and finish for each project.

# MELVILLE TANDEM™

## Freestanding | Retaining

The stylish smooth face and clean lines of this versatile system provides a modern look for retaining walls and a variety of outdoor living features.



RETAINING



FREESTANDING



FIRE PITS



KITCHEN



STEPS




COLUMNS

### PALLET INFORMATION

| MELVILLE TANDEM™         |  | SQFT/<br>PALLET | SQFT/<br>LAYER | LAYER/<br>PALLET | UNITS/<br>PALLET | WEIGHT/<br>PALLET |
|--------------------------|--|-----------------|----------------|------------------|------------------|-------------------|
| 3-PIECE                  | 7 x 13 <sup>3</sup> / <sub>16</sub> x 2 <sup>5</sup> / <sub>8</sub>                            | 19.2            | 3.2            | 6                | 30               | 2003              |
|                          | 7 x 15 <sup>1</sup> / <sub>16</sub> x 2 <sup>5</sup> / <sub>8</sub>                            | 23.55           | 3.92           |                  | 30               |                   |
|                          | 7 x 18 <sup>7</sup> / <sub>16</sub> x 2 <sup>5</sup> / <sub>8</sub>                            | 27.35           | 4.56           |                  | 30               |                   |
| MODU-<br>LAR<br>BLOCK*   | 7 <sup>1</sup> / <sub>16</sub> x 7 <sup>7</sup> / <sub>8</sub> x 7 <sup>7</sup> / <sub>8</sub> | -               | -              | -                | 128              | 2816              |
| TANDEM<br>CAP            | 3 <sup>1</sup> / <sub>4</sub> x 24 x 15  | -               | -              | -                | 32               | 3050              |
| CON-<br>NECTOR           | 3 x 12 / 8 x 12  | -               | -              | -                | 30               | -                 |
| U START<br>BASE<br>BLOCK | 3 <sup>1</sup> / <sub>2</sub> x 18 <sup>1</sup> / <sub>2</sub> x 12                            | 77.88           | 11.13          | 7                | 56               | 3080              |

### SHAPES & SIZES

#### 3-PIECE



#### TANDEM CAP



#### MODULAR BLOCK\*




#### CONNECTOR



#### U START BASE BLOCK



\*Includes clip



RIO



SIERRA



VICTORIAN

## LEARN MORE

View the product page on [Belgard.com](https://www.belgard.com) for more information



## TECHNICAL SPECS

- Build curved or straight retaining or freestanding walls
- Versatile system also builds columns, and a variety of outdoor features including kitchens, planters and built-in seating
- 3 sizes on one pallet to allow for design versatility and customization
- Minimum outside radius of 6'
- Freestanding walls up to 28"
- Engineered 90° corners
- Gravity walls up to 3 feet\* using a ½ inch setback per unit (4 degree system batter)
- Reinforced walls up to 8 feet
- Innovative Modular Block system and U-Start base block significantly reduce installation time

\*Gravity wall heights are based on project specific conditions and may be lower than this value.

## QUALITY FOR LIFE


Every step of our manufacturing process incorporates rigorous research, testing and quality assurance. We demand the highest quality from each of our facilities across North America. We believe in creating world-class building products that stand the test of time. See our lifetime warranty at [Belgard.com/Warranty](https://www.belgard.com/Warranty)

Due to the natural materials in our products, colors may vary from those shown on the cut sheet. We recommend viewing actual product samples to ensure the perfect color and finish for each project.

# MELVILLE™ WALL

## Garden | Freestanding

Distinctive smooth faces, subtle edges and clean design make this wall stand out for the modern aesthetics it provides. System is comprised of a double-sided wall unit, along with a matching cap.



 FREESTANDING | 
  GARDEN | 
  FIRE PITS | 
  KITCHEN | 
  STEPS | 
  COLUMNS

### PALLET INFORMATION

| MELVILLE™ WALL |             | SQFT/<br>PALLET | SQFT/<br>LAYER | LAYER/<br>PALLET | UNITS/<br>PALLET | WEIGHT/<br>PALLET |
|----------------|-------------|-----------------|----------------|------------------|------------------|-------------------|
| WALL<br>UNIT   | 4 x 20 x 10 | 26.67           | 4.44           | 6                | 48               | 3120              |
| CAP            | 2 x 20 x 13 | -               | -              | 10               | 60               | 2536              |

### SHAPES & SIZES

WALL UNIT



CAP





ANTHRACITE



HICKORY



SHADED GRAY

## LEARN MORE

View the product page on [Belgard.com](https://www.belgard.com) for more information



### TECHNICAL SPECS

- Matching cap provides a seamless aesthetic
- Integrate cap into wall design to create depth and custom appearance
- Multiple installation patterns
- Pairs well with other Melville product lines including the Melville Series of prefabricated kitchen and fire features
- Simplistic design allows for easy installation of walls and other outdoor features
- 2 foot maximum height is perfect for garden and planter walls

### QUALITY FOR LIFE

Every step of our manufacturing process incorporates rigorous research, testing and quality assurance. We demand the highest quality from each of our facilities across North America. We believe in creating world-class building products that stand the test of time. See our lifetime warranty at [Belgard.com/Warranty](https://www.belgard.com/Warranty)

Due to the natural materials in our products, colors may vary from those shown on the cut sheet. We recommend viewing actual product samples to ensure the perfect color and finish for each project.

# SHELTON WALL™

Freestanding | Retaining

Exuding old world charm with its rustic finish and earth tone blends, this multi-piece wall system offers multidimensional character and installation flexibility.



RETAINING



FREESTANDING



FIRE PITS



KITCHEN



STEPS



COLUMNS

## PALLET INFORMATION

| SHELTON WALL™ |   | SQFT/<br>PALLET | SQFT/<br>LAYER | LAYER/<br>PALLET | UNITS/<br>PALLET | WEIGHT/<br>PALLET |
|---------------|---|-----------------|----------------|------------------|------------------|-------------------|
| 3-PIECE       | 6 x 6 / 4 x 10  | 6.25            | 1.25           | 6                | -                | 4069              |
|               | 6 x 12 / 10 x 10  | 13.75           | 2.75           |                  |                  |                   |
|               | 6 x 16 / 14 x 10  | 18.75           | 3.75           |                  |                  |                   |
| CAP           | 3 x 14 / 8 x 12   | 60              | 10             | 6                | 72               | 2304              |
| PINS          | 6 x 3/8 diameter<br>2 pins / block<br>(Included with Block) | -               | -              | -                | 80/box           | -                 |

## SHAPES & SIZES

### 3-PIECE



6 x 6 / 4 x 10



6 x 12 / 10 x 10



6 x 16 / 14 x 10

### CAP



3 x 14 / 8 x 12

### PINS



6 x 3/8 diameter  
2 pins / block  
(Included with Block)



BELLA



SIERRA



VICTORIAN

## LEARN MORE

View the product page on [Belgard.com](https://www.belgard.com) for more information



## TECHNICAL SPECS

- Multi-piece wall system for increased installation flexibility
- Ideal for small freestanding walls, parapet walls, seat benches, columns and outdoor living environments
- Build curved or straight, freestanding or retaining walls
- Each unit can be used as an exposed end unit or a 90° corner unit for less cuts
- No patterns required for random look
- Used for gravity walls up to 2.5 feet\* at a near vertical batter or 3 feet\* using the 9.5 degree batter/1 inch setback per unit option
- Taller walls can be built using geosynthetic reinforcement when designed by a qualified engineer.
- Minimum outside radius of 5 feet
- Minimum inside radius of 3 feet

\*Gravity wall heights are based on project specific conditions and may be lower than this value.

## QUALITY FOR LIFE

Every step of our manufacturing process incorporates rigorous research, testing and quality assurance. We demand the highest quality from each of our facilities across North America. We believe in creating world-class building products that stand the test of time. See our lifetime warranty at [Belgard.com/Warranty](https://www.belgard.com/Warranty)

Due to the natural materials in our products, colors may vary from those shown on the cut sheet. We recommend viewing actual product samples to ensure the perfect color and finish for each project.

# STEEPLE CREST™

## Freestanding | Retaining

The smooth face and gently weathered character of each block comprising this multi-piece wall system adds depth and a natural aged look for a hint of old-world charm.






### PALLET INFORMATION

| STEEPLE CREST™ |   | SQFT/<br>PALLET | SQFT/<br>LAYER | LAYER/<br>PALLET | UNITS/<br>PALLET | WEIGHT/<br>PALLET |
|----------------|---|-----------------|----------------|------------------|------------------|-------------------|
| 3-PIECE        | 6 x 6 / 4 x 10  | 2.62            | .52            | 5                | 10               | 2712              |
|                | 6 x 12 / 10 x 10  | 5.5             | 1.1            |                  | 10               |                   |
|                | 6 x 16 / 14 x 10  | 2.76            | 1.37           |                  | 10               |                   |
| CAP            | 3 x 12 / 8 x 12   | 60 LNFT         | 10 LNFT        | 6                | 72               | 2039              |
| PINS           | 6 x 3/8 diameter<br>2 pins / block<br>(Included with Block) | -               | -              | -                | 80/box           | -                 |

### SHAPES & SIZES


#### 3-PIECE

-  6 x 6 / 4 x 10
-  6 x 12 / 10 x 10
-  6 x 16 / 14 x 10

#### CAP

-  3 x 12 / 8 x 12

#### PINS

-  6 x 3/8 diameter  
2 pins / block  
(Included with Block)



BELLA



SIERRA



VICTORIAN

## LEARN MORE

View the product page on [Belgard.com](https://www.belgard.com) for more information



## TECHNICAL SPECS

- Multi-piece wall system for increased installation flexibility
- Ideal for small freestanding walls, parapet walls, seat benches, columns and outdoor living environments
- Build curved or straight, freestanding or retaining walls
- Each unit can be used as an exposed end unit or a 90° corner unit for less cuts
- No patterns required for random look
- Used for gravity walls up to 2.5 feet\* at a near vertical batter or 3 feet\* using the 9.5 degree batter/1 inch setback per unit option.
- Taller walls can be built using geosynthetic reinforcement when designed by a qualified engineer.
- Minimum outside radius of 5 feet
- Minimum inside radius of 3 feet

\*Gravity wall heights are based on project specific conditions and may be lower than this value.

## QUALITY FOR LIFE


Every step of our manufacturing process incorporates rigorous research, testing and quality assurance. We demand the highest quality from each of our facilities across North America. We believe in creating world-class building products that stand the test of time. See our lifetime warranty at [Belgard.com/Warranty](https://www.belgard.com/Warranty)

Due to the natural materials in our products, colors may vary from those shown on the cut sheet. We recommend viewing actual product samples to ensure the perfect color and finish for each project.

# WESTON STONE™

## Garden | Freestanding

Offering the look of tumbled cut stone, this wall block is double-sided for the design flexibility to create a wide variety of garden walls and outdoor living features.



FREESTANDING



GARDEN



FIRE PITS



KITCHEN



COLUMNS



STEPS

### PALLET INFORMATION

| WESTON STONE™ |            | SQFT/<br>PALLET | SQFT/<br>LAYER | LAYER/<br>PALLET | UNITS/<br>PALLET | WEIGHT/<br>PALLET |
|---------------|------------|-----------------|----------------|------------------|------------------|-------------------|
| UNIVERSAL     | 4 x 12 x 8 | 42              | 6              | 7                | 126              | 3700              |

### SHAPES & SIZES

UNIVERSAL



4 x 12 x 8



ANTHRACITE



BELLA



HICKORY



SIERRA



SHADED GRAY

## LEARN MORE

View the product page on [Belgard.com](https://www.belgard.com) for more information



### TECHNICAL SPECS

- Plantable wall designs and columns can be easily created
- Create a wide variety of custom outdoor living features including kitchens, built-in seating and fire features
- Build curved or straight walls
- Build freeform walls with minimal cuts
- Can be used to build gravity walls up to 2 feet high\*, including the buried course
- Minimum outside radius, measured on the top course to the front of the units: 5 feet
- Minimum inside radius, measured on the base course to the front of the units: 3 feet

\*Gravity wall heights are based on project specific conditions and may be lower than this value.

### QUALITY FOR LIFE


Every step of our manufacturing process incorporates rigorous research, testing and quality assurance. We demand the highest quality from each of our facilities across North America. We believe in creating world-class building products that stand the test of time. See our lifetime warranty at [Belgard.com/Warranty](https://www.belgard.com/Warranty)

Due to the natural materials in our products, colors may vary from those shown on the cut sheet. We recommend viewing actual product samples to ensure the perfect color and finish for each project.

# ANGLIA EDGER®

## Edger

Large edger units feature a chiseled finish and tapered edges to provide an elegant complement to driveways, patios, walkways and flower beds.




### PALLET INFORMATION

| ANGLIA EDGER® |   | LNFT/<br>PALLET | LNFT/<br>LAYER | LAYER/<br>PALLET | UNITS/<br>PALLET | WEIGHT/<br>PALLET |
|---------------|---|-----------------|----------------|------------------|------------------|-------------------|
| CURB<br>UNITS | 5¼ x 8 x 8<br>5¼ x 10½ x 8<br>5¼ x 15½ x 8<br>5¼ x 18 x 8 | 69.75           | 23.25          | 3                | 60               | 2650              |

### SHAPES & SIZES

#### CURB UNITS



- 5¼ x 8 x 8
- 5¼ x 10½ x 8
- 5¼ x 15½ x 8
- 5¼ x 18 x 8



ASHWOOD



BELLA



IRON BAY



NEWPORT GRAY

## LEARN MORE

View the product page on [Belgard.com](https://Belgard.com) for more information



### TECHNICAL SPECS

- Tapered ends create either curved or straight installations
- 8" height simulates natural stone curbing
- Four different lengths offer a random look and flexible installation
- Large scale pieces create efficient installation

### QUALITY FOR LIFE

Every step of our manufacturing process incorporates rigorous research, testing and quality assurance. We demand the highest quality from each of our facilities across North America. We believe in creating world-class building products that stand the test of time. See our lifetime warranty at [Belgard.com/Warranty](https://Belgard.com/Warranty)


Due to the natural materials in our products, colors may vary from those shown on the cut sheet. We recommend viewing actual product samples to ensure the perfect color and finish for each project.

# DELMARO

## Coping | 60mm

Contemporary styling in a small-format size creates a clean, continuous finished look of freeform pool and step designs.

AVAILABLE SPRING 2026



### PALLET INFORMATION

| DELMARO        |  | LNFT/<br>PALLET | UNITS/<br>LAYER | LNFT/<br>LAYER | LAYER/<br>PALLET | WEIGHT/<br>PALLET |
|----------------|--|-----------------|-----------------|----------------|------------------|-------------------|
| COPING<br>60MM | 6 x 12 x 2 <sup>3</sup> / <sub>8</sub> | 54              | 36              | 18             | 3                | 1580              |

### SHAPES & SIZES


COPING | 60MM



6 x 12 x 2<sup>3</sup>/<sub>8</sub>



BOURBON



FOG



MIDNIGHT



PEARL



ROSEWOOD

## LEARN MORE

View the product page on [Belgard.com](https://www.belgard.com) for more information



## TECHNICAL SPECS

- Easily follows both straight and curved pools and step edges
- Sized for freeform and radius applications difficult for larger units
- Front finished edge provides a clean waterline or tread detail
- True 3" incremental sizing compatible with all modular paver styles—look for Modular Sizing icon
- Edge detail matches Dimensions and Origins pavers for consistent transitions
- Modular dimensions simplify estimating and ordering
- Sizing and dimensions simplify installation and reduce cuts and waste

## QUALITY FOR LIFE

Every step of our manufacturing process incorporates rigorous research, testing and quality assurance. We demand the highest quality from each of our facilities across North America. We believe in creating world-class building products that stand the test of time. See our lifetime warranty at [Belgard.com/Warranty](https://www.belgard.com/Warranty)

Due to the natural materials in our products, colors may vary from those shown on the cut sheet. We recommend viewing actual product samples to ensure the perfect color and finish for each project.

# GRAVA

## Coping | 60mm

Enriched with DuraFusion Technology for enhanced texture and wear-resistance, an elongated shape and distinctive slate-inspired texture provide a striking finishing touch to pools, steps and outdoor features.

AVAILABLE SPRING 2026



MODULAR  
SIZING



DURAFUSION  
TECHNOLOGY



FIRE PITS



STEP TREADS

### PALLET INFORMATION

| GRAVA          |                 | LNFT/<br>PALLET | UNITS/<br>LAYER | LNFT/<br>LAYER | LAYER/<br>PALLET | WEIGHT/<br>PALLET |
|----------------|-----------------|-----------------|-----------------|----------------|------------------|-------------------|
| COPING<br>60MM | 36 x 15 x 2 3/8 | 54              | 3               | 9              | 6                | 3222              |


### SHAPES & SIZES

COPING | 60MM



36 x 15 x 2 3/8




ASHWOOD 



CHESWICK 



IRON BAY 



NEWPORT GRAY 



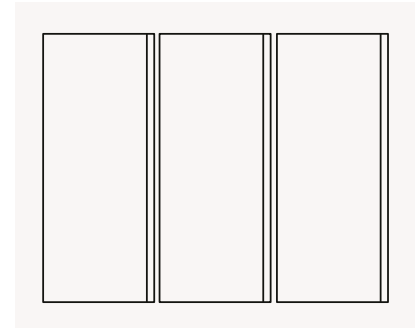
TEAK 

## LEARN MORE

View the product page on [Beldgard.com](https://Belgard.com) for more information



## PALLET LAYOUT



## TECHNICAL SPECS

- Finishes straight pools, steps and wall caps with one coordinated look
- Front finished edge provides a clean waterline or tread detail
- True 3" incremental sizing compatible with all modular paver styles—look for Modular Sizing icon
- Edge detail and texture matches Origins pavers for consistent transitions
- Modular dimensions simplify estimating and ordering
- Sizing and dimensions simplify installation and reduce cuts and waste
- Large format, DuraFusion coping option for ultra premium finish

### **DuraFusion™ Technology**

A bold, vibrant finish with a smoother, tighter texture.

## QUALITY FOR LIFE

Every step of our manufacturing process incorporates rigorous research, testing and quality assurance. We demand the highest quality from each of our facilities across North America. We believe in creating world-class building products that stand the test of time. See our lifetime warranty at [Beldgard.com/Warranty](https://Belgard.com/Warranty)

Due to the natural materials in our products, colors may vary from those shown on the cut sheet. We recommend viewing actual product samples to ensure the perfect color and finish for each project.

# LANDINGS™

## Step

The chiseled look of quarried limestone on the step tread and rise adds style to landscape level changes, while the smooth face of the remaining sides offers design flexibility.



### PALLET INFORMATION

|              | LANDINGS™ STEP | LNFT/<br>PALLET | LNFT/<br>LAYER | LAYER/<br>PALLET | UNITS/<br>PALLET | WEIGHT/<br>PALLET |
|--------------|----------------|-----------------|----------------|------------------|------------------|-------------------|
| STEP<br>UNIT | 6 x 48 x 18    | 24              | 8              | 3                | 6                | 2760              |

### SHAPES & SIZES

#### STEP UNIT

 6 x 48 x 18



GRAPHITE



GRAY



VICTORIAN

## LEARN MORE

View the product page on [Belgard.com](https://www.belgard.com) for more information



## TECHNICAL SPECS

- Double-sided texture and two unique faces on the rise allow steps to be rotated for optimal aesthetics
- Smooth sides allow steps to be placed side by side for longer treads
- Granite-like texture on tread surface
- Even bottom and consistent size offer installation ease
- Palletized for easy removal by skid-steer loader
- Dry-cast production provides consistent color throughout unit
- Riser faces are uniquely designed to nest together, creating an optional landing with a narrow joint

## QUALITY FOR LIFE

Every step of our manufacturing process incorporates rigorous research, testing and quality assurance. We demand the highest quality from each of our facilities across North America. We believe in creating world-class building products that stand the test of time. See our lifetime warranty at [Belgard.com/Warranty](https://www.belgard.com/Warranty)

Due to the natural materials in our products, colors may vary from those shown on the cut sheet. We recommend viewing actual product samples to ensure the perfect color and finish for each project.

# MARINA™

## Coping | 60mm

The smooth surface texture and refined, rounded edges make this bullnose coping a classic finishing touch to enhance pools and a variety of outdoor features.



### PALLET INFORMATION

| MARINA™ COPING |                | LNFT/<br>PALLET | LNFT/<br>LAYER | LAYER/<br>PALLET | UNITS/<br>PALLET | WEIGHT/<br>PALLET |
|----------------|----------------|-----------------|----------------|------------------|------------------|-------------------|
| COPING         | 6 x 12 x 2 3/8 | 63              | 21             | 3                | 126              | 1760              |

### SHAPES & SIZES

COPING



6 x 12 x 2 3/8



BELLA




BOURBON



FOG




MIDNIGHT



PEARL



RIO



ROSEWOOD



SIERRA

## LEARN MORE

View the product page on [Belgard.com](http://Belgard.com) for more information



## TECHNICAL SPECS

- Classic bullnosed edge
- Rounded edges protect feet and hands when getting out of a pool or going up and down steps.
- Offers a stylish, textured edge to blend seamlessly with patios.
- Helps pool or spa hold its shape by keeping walls straight and rigid, and protects surrounding area from water damage.
- Ideal finishing touch for pools, steps, planters and more

## QUALITY FOR LIFE


Every step of our manufacturing process incorporates rigorous research, testing and quality assurance. We demand the highest quality from each of our facilities across North America. We believe in creating world-class building products that stand the test of time. See our lifetime warranty at [Belgard.com/Warranty](http://Belgard.com/Warranty)

Due to the natural materials in our products, colors may vary from those shown on the cut sheet. We recommend viewing actual product samples to ensure the perfect color and finish for each project.

# MELVILLE™

## Curb

The smooth, contemporary finish of this curb perfectly complements any paver. Its unique length and sleek design allows for versatility and transitions with modern style.



### PALLET INFORMATION


| MELVILLE™ CURB |  | LNFT/<br>PALLET | LNFT/<br>LAYER | LAYER/<br>PALLET | UNITS/<br>PALLET | WEIGHT/<br>PALLET |
|----------------|--|-----------------|----------------|------------------|------------------|-------------------|
| CURB           | 4 <sup>7</sup> / <sub>8</sub> x 6 <sup>1</sup> / <sub>2</sub> x 23 <sup>5</sup> / <sub>8</sub> | 96              | 24             | 4                | 48               | 2480              |

### SHAPES & SIZES

CURB



4<sup>7</sup>/<sub>8</sub> x 6<sup>1</sup>/<sub>2</sub> x 23<sup>5</sup>/<sub>8</sub>



BOURBON



FOG



MIDNIGHT



PEARL

## LEARN MORE

View the product page on [Belgard.com](https://www.belgard.com) for more information



## TECHNICAL SPECS

- Elongated shape for efficient installation
- Perfect complement for oversized slabs and pavers
- Elegant finishing touch for driveways, walkways and gardens
- Pairs well with Melville walls and fire features
- Bury the course for low-profile curbing or lay at full height for a more dimensional look

## QUALITY FOR LIFE

Every step of our manufacturing process incorporates rigorous research, testing and quality assurance. We demand the highest quality from each of our facilities across North America. We believe in creating world-class building products that stand the test of time. See our lifetime warranty at [Belgard.com/Warranty](https://www.belgard.com/Warranty)


Due to the natural materials in our products, colors may vary from those shown on the cut sheet. We recommend viewing actual product samples to ensure the perfect color and finish for each project.

# MODENA

## Coping | 60mm

Enriched with DuraFusion Technology for enhanced texture and wear-resistance, a modern elongated shape and elegantly smooth face provide a graceful finishing touch to pools, steps and outdoor features.

AVAILABLE SPRING 2026



MODULAR  
SIZING



DURAFUSION  
TECHNOLOGY



FIRE PITS



STEPS

### PALLET INFORMATION

| MODENA         |                           | LNFT/<br>PALLET | UNITS/<br>LAYER | LNFT/<br>LAYER | LAYER/<br>PALLET | WEIGHT/<br>PALLET |
|----------------|---------------------------|-----------------|-----------------|----------------|------------------|-------------------|
| COPING<br>60MM | 36 x 15 x 2 $\frac{3}{8}$ | 54              | 3               | 9              | 6                | 3222              |

### SHAPES & SIZES

COPING | 60MM



36 x 15 x 2 $\frac{3}{8}$



ANTHRACITE 



HICKORY 



SCANDINA GRAY 



SEPIA 



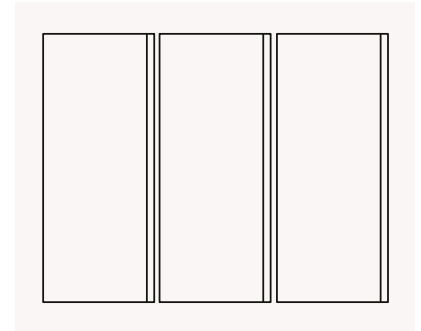
SHADED GRAY 

## LEARN MORE

View the product page on [Beldgard.com](https://Belgard.com) for more information



## PALLET LAYOUT



## TECHNICAL SPECS

- Finishes straight pools, steps and wall caps with one coordinated look
- Front finished edge for a clean waterline or tread detail
- True 3" incremental sizing compatible with all modular paver styles—look for Modular Sizing icon
- Edge detail matches Dimensions and Origins pavers for consistent transitions
- Modular dimensions simplify estimating and ordering
- Sizing and dimensions simplify installation and reduce cuts and waste
- Large format, DuraFusion coping option for ultra premium finish

### **DuraFusion™ Technology**

A bold, vibrant finish with a smoother, tighter texture.

## QUALITY FOR LIFE


Every step of our manufacturing process incorporates rigorous research, testing and quality assurance. We demand the highest quality from each of our facilities across North America. We believe in creating world-class building products that stand the test of time. See our lifetime warranty at [Beldgard.com/Warranty](https://Beldgard.com/Warranty)

Due to the natural materials in our products, colors may vary from those shown on the cut sheet. We recommend viewing actual product samples to ensure the perfect color and finish for each project.

# ARTFORMS™

## Modular Panel System

Innovative large-format modular panels offer contemporary lines and the versatility to create unlimited architectural features for outdoor living spaces.



### PALLET INFORMATION

| ARTFORMS™    |             | SQFT/<br>PALLET | SQFT/<br>LAYER | LAYER/<br>PALLET | UNITS/<br>PALLET | WEIGHT/<br>PALLET |
|--------------|-------------|-----------------|----------------|------------------|------------------|-------------------|
| OPEN<br>END  | 18 x 36 x 3 | 81              | 9              | 9                | 9                | 2745              |
| CLOSE<br>END | 18 x 36 x 3 |                 |                |                  | 9                |                   |
| OPEN<br>END  | 6 x 36 x 3  | 31.5            | 10.5           | 3                | 3                | 1095              |
| CLOSE<br>END | 6 x 36 x 3  |                 |                |                  | 18               |                   |

### SHAPES & SIZES

#### 18 X 36



18 x 36 x 3  
Pallets contain both open and close ended units

#### 6 X 36



6 x 36 x 3  
Pallets contain both open and close ended units

#### INSTALLATION HARDWARE\*



ANCHOR SLIDE & NUT  
50 units per box



JOINING PLATE  
10 units per box



OUTER CORNER  
10 units per box



INNER CORNER  
10 units per box



STRETCHER  
10 units per box

\*Installation hardware is sold separately



ANTHRACITE



HICKORY



SCANDINA GRAY

## LEARN MORE

View the product page on [Belgard.com](https://Belgard.com) for more information



## TECHNICAL SPECS

- Large format high-strength concrete panels
- Mechanically fastened with stainless steel hardware
- Ideal for outdoor living projects of all sizes
- Suitable for rooftop applications
- Efficient installation with minimal waste
- Minimal disruption for property owner
- Easily added to existing projects
- Endless design possibilities for outdoor living features including seat walls, fire and water features, planters, and outdoor kitchens

## QUALITY FOR LIFE

Every step of our manufacturing process incorporates rigorous research, testing and quality assurance. We demand the highest quality from each of our facilities across North America. We believe in creating world-class building products that stand the test of time. See our lifetime warranty at [Belgard.com/Warranty](https://Belgard.com/Warranty)

Due to the natural materials in our products, colors may vary from those shown on the cut sheet. We recommend viewing actual product samples to ensure the perfect color and finish for each project.

# BORDEAUX™ SERIES

## Grill Island & Fire Features

Timeless stackstone design with accents that emulate polished limestone, the components of this series transform outdoor living spaces with a coordinated, cohesive look.



### SHAPES & SIZES

#### FIREPLACE



2'7"D x 4'3"W x 7'8"H  
Pallet Weight: 4,170

#### WOOD BOXES



2'1¼"D x 3'3"W x 3'1"H Each  
Sold as a pair  
Pallet Weight: 3,070

#### LINEAR FIREPLACE



3'6½"D x 7'8"W x 4'5¼"H  
Pallet Weight: 4,000

#### GRILL ISLAND



2'6"D x 5'11"W x 3'5"H  
Grill & Doors included  
Pallet Weight: 3,260

#### LINEAR FIRE TABLE



2'11"D x 6'2"W x 2'5"H  
Pallet Weight: 2,500



PEWTER/MIDNIGHT ACCENT



PEWTER/BUFF ACCENT



SIENNA/BUFF ACCENT



SIENNA/MIDNIGHT ACCENT

## LEARN MORE

View the product page on [Belgard.com](http://Belgard.com) for more information



## TECHNICAL SPECS

- Pre-assembled modular features are each packaged as one unit that can be installed in hours versus days
- Units include fork slot configurations for easy transport and installation
- Fireplaces can be retro-fitted for gas burning log sets and burners
- Grill islands include stainless steel grill and door set—specify propane or natural gas when ordering

PLEASE NOTE: Be sure to check with your local municipality for any codes that may affect your installation.

Body Color

Accent Color



## QUALITY FOR LIFE

Every step of our manufacturing process incorporates rigorous research, testing and quality assurance. We demand the highest quality from each of our facilities across North America. We believe in creating world-class building products that stand the test of time. See our lifetime warranty at [Belgard.com/Warranty](http://Belgard.com/Warranty)

Due to the natural materials in our products, colors may vary from those shown on the cut sheet. We recommend viewing actual product samples to ensure the perfect color and finish for each project.

# MELVILLE™ SERIES

## Grill Island & Fire Features

Stunning linear design features a smooth face and clean lines to deliver a sleek, contemporary style. Components work together to provide a cohesive finished look.



### SHAPES & SIZES

#### FIREPLACE



2'7"D x 4'3"W x 7'8"H  
Pallet Weight: 4,170

#### WOOD BOXES



2'1¼"D x 3'3"W x 3'1"H Each  
Sold as a pair  
Pallet Weight: 3,070

#### LINEAR FIREPLACE



3'6½"D x 7'8"W x 4'5¼"H  
Pallet Weight: 4,000

#### GRILL ISLAND



2'6"D x 5'11"W x 3'5"H  
Grill & Doors included  
Pallet Weight: 3,260

#### LINEAR FIRE TABLE



2'11"D x 6'2"W x 2'5"H  
Pallet Weight: 2,500



SCANDINA GRAY/MIDNIGHT ACCENT

## LEARN MORE

View the product page on [Belgard.com](http://Belgard.com) for more information



Body Color

Accent Color



## TECHNICAL SPECS

- Coordinates with Melville™ Wall and Melville™ Tandem Wall
- Pre-assembled modular features are each packaged as one unit that can be installed in hours versus days
- Units include fork slot configurations for easy transport and installation
- Fireplaces can be retro-fitted for gas burning log sets and burners
- Grill islands include stainless steel grill and door set — specify propane or natural gas when ordering

PLEASE NOTE: Be sure to check with your local municipality for any codes that may affect your installation.

## QUALITY FOR LIFE

Every step of our manufacturing process incorporates rigorous research, testing and quality assurance. We demand the highest quality from each of our facilities across North America. We believe in creating world-class building products that stand the test of time. See our lifetime warranty at [Belgard.com/Warranty](http://Belgard.com/Warranty)

Due to the natural materials in our products, colors may vary from those shown on the cut sheet. We recommend viewing actual product samples to ensure the perfect color and finish for each project.

# MELVILLE™

## Fire Pit

Special wedge-shaped blocks of our smooth-faced Melville Wall create this circular fire pit to perfectly complement our Melville Series of walls and outdoor features.



### ROUND FIRE PIT

- 54 $\frac{3}{8}$ " outside diameter
- 34 $\frac{3}{8}$ " inside diameter
- Stacks 4 rows high
- Cap sold separately
- Elements inserts sold separately
- Pallet Weight: 1921

### SHAPES & SIZES

#### WEDGE



4 x 9 $\frac{1}{2}$  x 10

#### FIRE INSERT



Item #70580597  
Elements 34" Smoke-less  
Wood Fire Pit Insert

#### GAS INSERT




Item #70585063  
Elements 34" Round Gas  
Fire Pit Burner Kit



ANTHRACITE



BELLA



MIDNIGHT



HICKORY



RIO



SHADED GRAY

## LEARN MORE

View the product page on [Belgard.com](https://www.belgard.com) for more information



### TECHNICAL SPECS

- Special wedge-shaped blocks of Melville Wall
- Coordinates with the Melville Series of kitchen and fire features
- Pallet includes all blocks needed to complete circular fire pit

### QUALITY FOR LIFE

Every step of our manufacturing process incorporates rigorous research, testing and quality assurance. We demand the highest quality from each of our facilities across North America. We believe in creating world-class building products that stand the test of time. See our lifetime warranty at [Belgard.com/Warranty](https://www.belgard.com/Warranty)

Due to the natural materials in our products, colors may vary from those shown on the cut sheet. We recommend viewing actual product samples to ensure the perfect color and finish for each project.

ENHANCED OUTDOOR LIVING

# COMPLETE THE VISION

Appliances & Accents



WANT MORE  
KITCHEN, FIRE OR  
WATER FEATURES?

ElementsHome.com



## FIRE PITTS & BOWLS

Artisan fire features and planters to enhance the style of any space.



Artisan Cast Stone Rectangle Fire Pit



Artisan Cast Stone Square Bowl

## FIRE PIT INSERTS

Burner kits and inserts for easy installation of fire features.



Elements Round Gas Fire Pit Burner Kit




Smoke-less Fire Pit Insert

# ARTFORMS™ + ELEMENTS™

Our Artforms™ Modular Panel System is designed to work seamlessly with Elements™ appliances and accessories for the efficient installation of contemporary outdoor kitchens and living rooms.

## Pro Tip

Set yourself up for repeat business by phasing projects: Start with a patio now—add a kitchen next season!



## OUTDOOR COOKING (carts available for freestanding options)

Gourmet cooking appliances for outfitting outdoor kitchens with grills, burners, smokers and more.



Elements Blue Diamond Kamado



Elements Griddle



Elements Pro Built-In Grill

## OUTDOOR KITCHEN STORAGE

Storage and refrigeration for enhancing functionality.



Elements 2-Bin Trash Door



Elements Double Drawers



Elements 22" Outdoor Refrigerator



WESTON  
OF THE CONTRACTORS



BELGARD



BELGARD  
PAVES THE WAY



BELGARD  
PAVES THE WAY



BELGARD  
PAVES THE WAY

OLDCASTLE

# RESOURCES FOR EVERY STEP

EXPLORE LAYING PATTERNS,  
DESIGN TOOLS, AND BUSINESS  
RESOURCES THAT MAKE EVERY  
PROJECT EASIER AND EVERY  
RESULT EXCEPTIONAL



EXPLORE THE 2026

# COLOR OFFERINGS

With so many shades, hues and variations, we've made it easy to create the exact aesthetic and personality to fit each vision.

\*Available in Pavers Only \*\*Available in Walls Only

## Blended Colors

Blends of three or more complementary or contrasting colors create a more dramatic look.



## Tone-on-Tone Colors

Subtle shifts in shade and tone within the same color family are often used to create a contemporary look.



Due to the natural materials in our products, colors may vary from those shown in our catalog. We recommend viewing actual product samples to ensure the perfect color and finish for each project.

## Solid Colors

Products with a consistent color tone throughout are primarily used for design accents or to create a neutral backdrop.



LINEN\*



GRAY\*\*



FOUNDRY



FOG\*



PEARL\*



MIDNIGHT



ROSEWOOD\*



BROWN\*\*



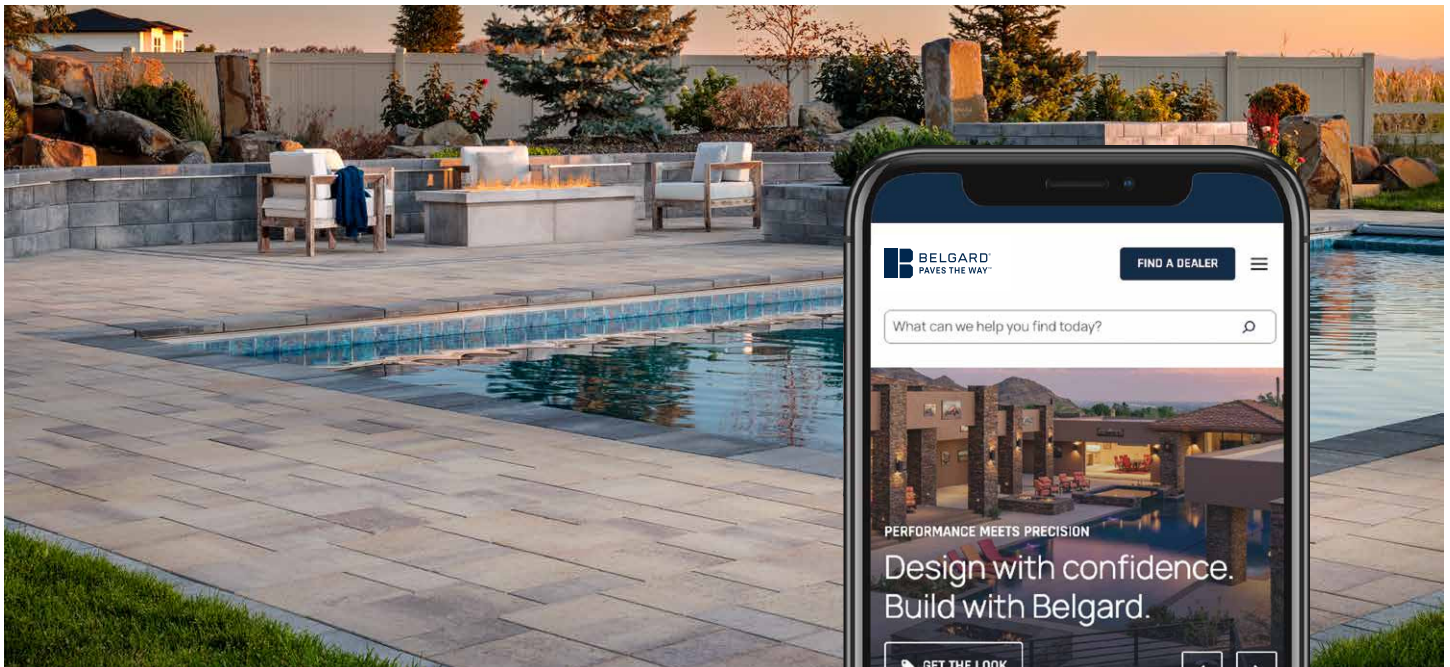
TAN\*\*



BOURBON\*

## GO BEYOND COLOR

Discover how color is just the beginning. Explore [Belgard.com](https://www.belgard.com) for endless inspiration and complete your outdoor living vision with local products.




Explore Products

## PAVER TECHNOLOGY GUIDE

# OPTIONS THAT PERFORM FOR EVERY LIFESTYLE

Choose textures and tones for the desired look, with performance engineered for how the space will be used. No matter the climate or site conditions, the right paver technology stands up to everyday life and delivers lasting style.

The Right Paver Technology for the Right Project, Every Time.



Featured Product:  
Dimensions™ 12 Core Mix



Featured Product:  
Dimensions™ 18 with DuraFusion



### Core Mix

A staple in outdoor patio design, offering consistent color through the whole paver to minimize wear.



### DuraFusion™

Ideal for design-forward projects and regions with harsh or unpredictable weather.



**DURAFUSION**  
Papyrus



**DURAFUSION**  
Dimensions Slab




**CORE MIX**  
Geometric Shapes

**DURAFUSION**  
Dimensions 6 x 9

**CORE MIX**  
Dimensions 12 x 24

**DURAFUSION**  
Brooklyn



**CORE MIX**  
Origins 18



**DURAFUSION**  
Origins 12

**DURAFUSION**  
Brooklyn

PROTECT THEIR INVESTMENT

# MAINTENANCE & PROTECTION

For 40 years, Techniseal® products have been trusted by residential and commercial hardscape installers. As a one-stop shop, Belgard offers Techniseal sealers, adhesives and edging to achieve long-lasting results.



WANT MORE PRODUCT OPTIONS?

[Belgard.com/Techniseal](http://Belgard.com/Techniseal)



## REMOVE STAINS

Tackle tough surface stains with specially formulated stain removers.



Rust stain remover



Dirt & grease stain remover

## ELIMINATE EFFLORESCENCE

Maintain and restore the beauty of your hardscape surfaces.



Paver restorer removes haze created by some polymeric sands



Paver Prep dislodges efflorescence and ground-in dirt

## PREVENT WEEDS & EROSION

Enhance aesthetics, durability and stability of paver projects.



The smart choice for everyday installations



High-performance, the only real no-haze, no-dust alternative



### Maintenance Tip

Allow pavers to cure prior to sealant application. Discuss with your representative, as cure time varies by climate. Maintain the long-term beauty of pavers by cleaning and resealing every 3 to 5 years.



### STAIN RESISTANCE

Protect pavers or enhance color with top quality sealers.



Natural look with matte finish, preserves the natural beauty of pavers



Color Boost CB+ matte finish, enhances the color of pavers



### ENHANCE STABILITY

NextGel™ technology ensures stability of patios and walkways.



Fortified hardscape concrete edging



### SUPERIOR STRENGTH

Bond construction materials 50% faster (8-minute bond time).



Hardscape foam adhesive

PARTNERING FOR YOUR SUCCESS

# BELGARD AUTHORIZED CONTRACTOR PROGRAM



**SIGN UP  
TODAY**

[Beldgard.com/Pro](https://Belgard.com/Pro)

✓ **Exclusive Sales Tools**

Win more jobs with custom resources.

✓ **Priority Leads**

Get homeowner inquiries first.

✓ **Homeowner Financing**

Offer flexible payment options.

✓ **VIP Events**

Network and learn at exclusive gatherings.



GROW YOUR BUSINESS WITH BELGARD

# BUILD SKILLS. BOOST PROFITS. DRIVE SUCCESS.

## Hands-On Learning

Master hardscape techniques and trends through interactive sessions.

## Industry Certifications

Earn credentials that build trust and set you apart.

## Networking That Counts

Connect with pros, share ideas, and grow partnerships.

## Flexible Learning Options

Learn in person or online—anytime, anywhere.



**FIND  
TRAINING**

[Beldgard.com/Training](https://Belgard.com/Training)

*BUILD MORE, EARN MORE  
WITH BELGARD.*

Oldcastle® APG Partner Rewards is a contractor loyalty program that not only provides rewards for your purchases across numerous Oldcastle® APG brands, it also opens the door for opportunities to grow your business. Let's build your business together.



— Oldcastle<sup>APG</sup> —  
**PARTNER  
REWARDS**

**ENROLL  
TODAY**

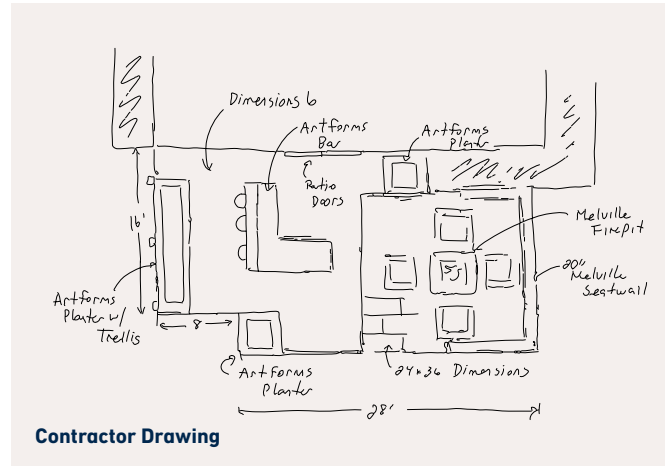


[OldcastlePartnerRewards.com](https://OldcastlePartnerRewards.com)

CLOSE SALES FASTER

# BELGARD DESIGN STUDIO

Showing homeowners a clear vision of their project is key to closing the deal. Belgard Design Studio gives you customizable templates and augmented reality tools that make it easy for clients to picture their finished space. By helping them see the design come to life, you remove hesitation and give them the confidence to say yes.



Contractor Drawing

## BELGARD DESIGN STUDIO


Turn your personal photos & sketches into customized 3D digital renderings.



[Belgard.com/DesignStudio](http://Belgard.com/DesignStudio)



Design Studio Render



Finished Project

# BELGARD RESOURCES

## ARTFORMS IDEA BOOK



## ARTFORMS IDEA BOOK - SPANISH



## INSTALLATION GUIDE

## FIND YOUR SALES REP

## Need help with designs?



[Belgard.com/Rooms](https://www.belgard.com/Rooms)

Browse hundreds of pre-designed outdoor living spaces that simplify planning, design, and installation for your dream backyard.

- Create sharable collections of favorite designs
- Customize layouts and materials with Design Studio
- Get full plans with materials lists



 INCLUDING AUGMENTED REALITY!



# LAYING PATTERNS

## Important Note


Some patterns may not necessarily reflect the percentages of stone sizes within a particular pallet. In some cases you may have extras in one or more of the sizes. **This must be accounted for in your planning and design.**

AutoCAD® hatch pattern files can be downloaded from [belgard.com](http://belgard.com) for use in architectural drawings.


## Brooklyn™

---

Running Bond | 100% 3 x 9




Basket Weave | 100% 3 x 9



## Charlestone™

---

Running Bond | 25% 6 x 6, 33% 6 x 9, 42% 6 x 12




*Important  
Note*

Some patterns may not necessarily reflect the percentages of stone sizes within a particular pallet. In some cases you may have extras in one or more of the sizes. **This must be accounted for in your planning and design.**


## Dimensions™ 6 | Origins™ 6

---


3-Piece



Herringbone



Running Bond



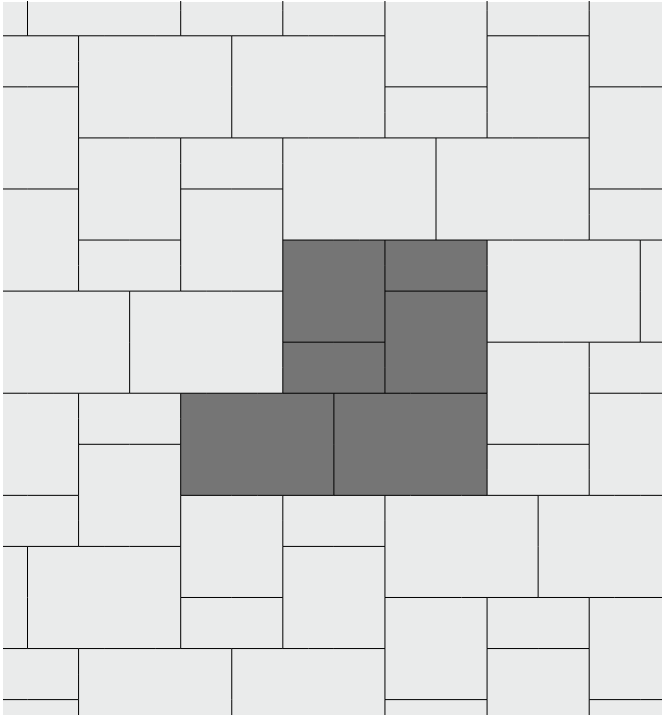
*Important  
Note*

Some patterns may not necessarily reflect the percentages of stone sizes within a particular pallet. In some cases you may have extras in one or more of the sizes. **This must be accounted for in your planning and design.**

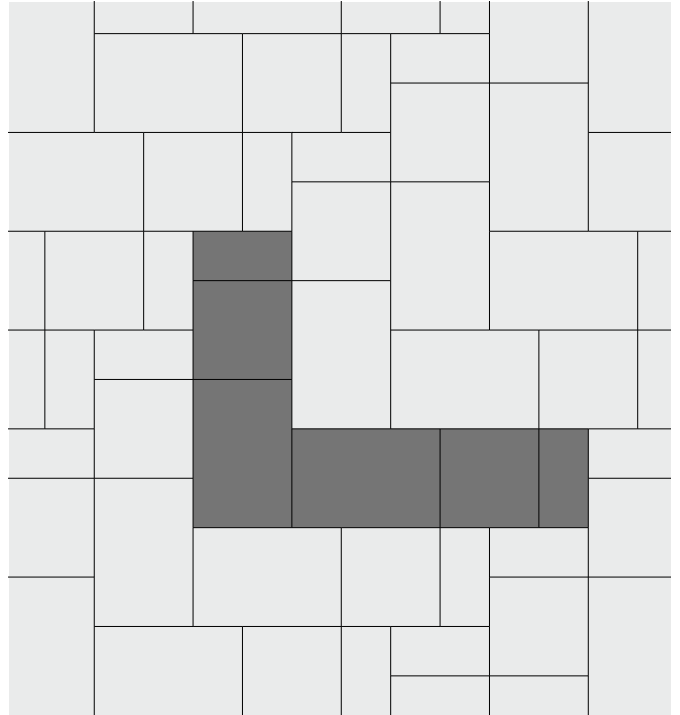
## Dimensions™ 12 | Origins™ 12

---


3-Piece



Herringbone



Running Bond




*Important  
Note*

Some patterns may not necessarily reflect the percentages of stone sizes within a particular pallet. In some cases you may have extras in one or more of the sizes. **This must be accounted for in your planning and design.**


## Dimensions™ 18 | Origins™ 18 | Papyrus™ 18

---


Pattern A



Pattern B



Pattern C




*Important  
Note*

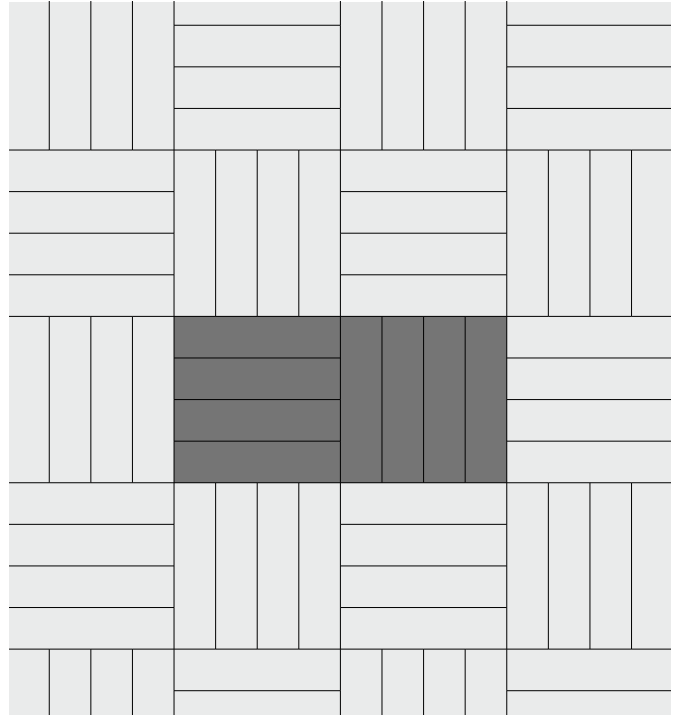
Some patterns may not necessarily reflect the percentages of stone sizes within a particular pallet. In some cases you may have extras in one or more of the sizes. **This must be accounted for in your planning and design.**

## Dimensions™ Paver


Running Bond | 100% 3 x 12




Basket Weave | 100% 3 x 12



Herringbone | 100% 3 x 12



Running Bond | 100% 6 x 9




*Important  
Note*


Some patterns may not necessarily reflect the percentages of stone sizes within a particular pallet. In some cases you may have extras in one or more of the sizes. **This must be accounted for in your planning and design.**

## Dimensions™ Paver


Basket Weave | 100% 6 x 9




Herringbone | 100% 6 x 9



Running Bond | 100% 6 x 12



Herringbone | 100% 6 x 12




*Important  
Note*

Some patterns may not necessarily reflect the percentages of stone sizes within a particular pallet. In some cases you may have extras in one or more of the sizes. **This must be accounted for in your planning and design.**


## Dimensions™ Slab

---

Stack Bond | 100% 12 x 24




Running Bond | 100% 12 x 24



## Geometric Shapes

---

Hexagon | 100% 10 $\frac{1}{2}$  x 12




*Important  
Note*

Some patterns may not necessarily reflect the percentages of stone sizes within a particular pallet. In some cases you may have extras in one or more of the sizes. **This must be accounted for in your planning and design.**


## Holland Stone

---


Running Bond | 100% 4 x 8



Herringbone | 100% 4 x 8



Basket Weave | 100% 4 x 8




*Important Note*


Some patterns may not necessarily reflect the percentages of stone sizes within a particular pallet. In some cases you may have extras in one or more of the sizes. **This must be accounted for in your planning and design.**

## Avalon Slate™

Pattern 1 | 28% 6 x 12 x 2<sup>3</sup>/<sub>8</sub>, 28% 9 x 12 x 2<sup>3</sup>/<sub>8</sub>,  
44% 12 x 12 x 2<sup>3</sup>/<sub>8</sub>




Pattern 2 | 25% 6 x 12 x 2<sup>3</sup>/<sub>8</sub>, 25% 9 x 12 x 2<sup>3</sup>/<sub>8</sub>,  
50% 12 x 12 x 2<sup>3</sup>/<sub>8</sub>

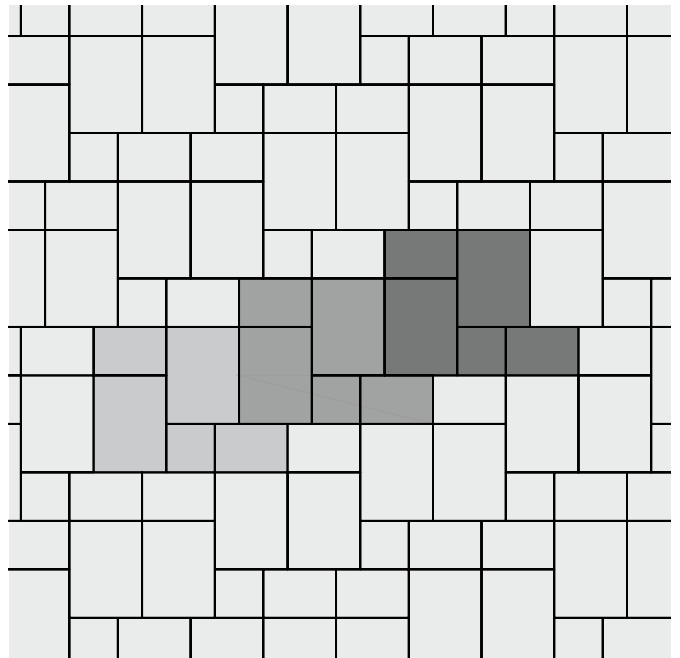


## Cambridge Cobble®

Pattern A | 17% 3 x 6, 33% 6 x 6, 50% 6 x 9



Pattern B | 10% 6 x 6, 30% 6 x 9, 60% 9 x 12




**Important  
Note**


Some patterns may not necessarily reflect the percentages of stone sizes within a particular pallet. In some cases you may have extras in one or more of the sizes. **This must be accounted for in your planning and design.**

**Catalina Grana®**

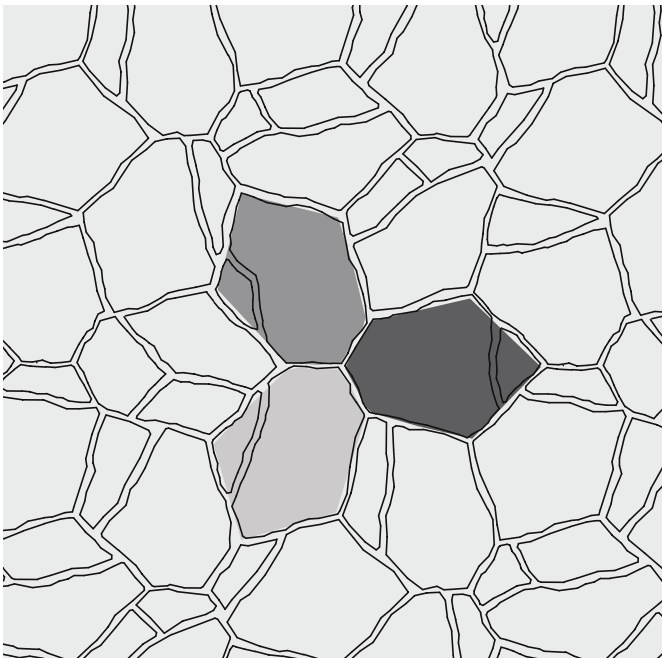
**Pattern A** | 25% 6 x 12 x 2 $\frac{3}{8}$ , 25% 9 x 12 x 2 $\frac{3}{8}$ ,  
50% 12 x 12 x 2 $\frac{3}{8}$



**Pattern B** | 25% 6 x 12 x 2 $\frac{3}{8}$ , 25% 9 x 12 x 2 $\frac{3}{8}$ ,  
50% 12 x 12 x 2 $\frac{3}{8}$

**Mega-Arbel®**

**Cloverleaf** | 100% 15 $\frac{3}{8}$  x 21



# Every Outdoor Possibility. One Trusted Partner.

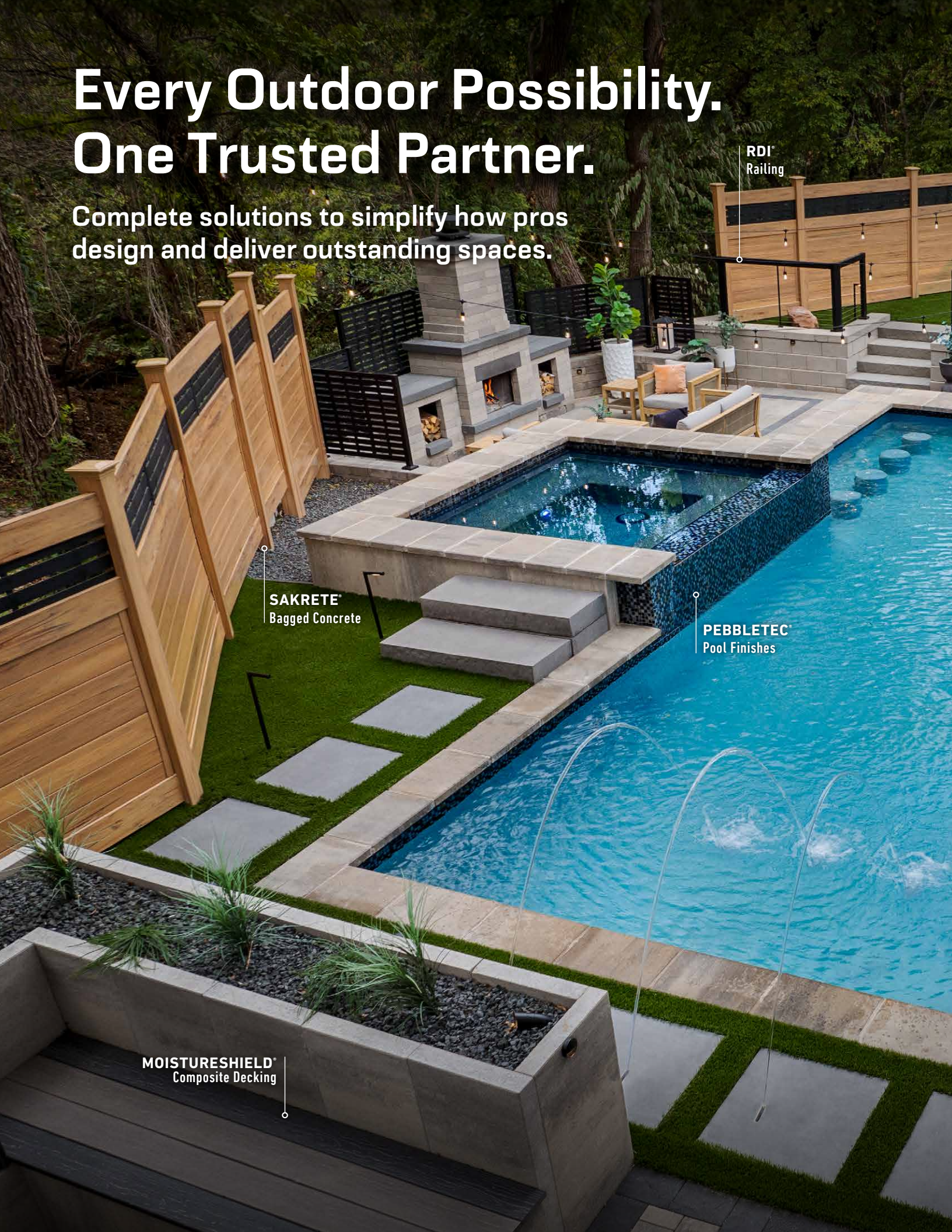
Complete solutions to simplify how pros design and deliver outstanding spaces.

RDI®  
Railing

SAKRETE®  
Bagged Concrete

PEBBLETEC®  
Pool Finishes

MOISTURESHIELD®  
Composite Decking



**CATALYST™**  
Fencing

**FREESTYLE™**  
Shade & Privacy

**ELEMENTS™**  
Outdoor Cooking

**TECHNISEAL®**  
Finish & Protect

**BELGARD™**  
Hardscapes



Oldcastle® APG transforms how pros approach outdoor projects with integrated hardscape, decking, fencing and railing solutions backed by the expertise and resources of one powerful partner. The result is streamlined planning, smoother installs and elevated spaces that help more clients Live Well Outside.

**OldcastleAPG.com**

# BELGARD®

AN OLDCASTLE® APG OUTDOOR BRAND

**BELGARD.COM**

© 2024 Oldcastle® APG, Inc. All Rights Reserved. BEL25-D-555750 | Superlite | Revised 01/2026

