

# BELGARD®

Pro Consultation Guide



# WHY PROS CHOOSE BELGARD

## QUALITY

Belgard pavers and walls are engineered for long-term performance and beauty to reduce call-backs. Every product is backed by a transferable limited lifetime warranty, giving your customers confidence in your work.

## SERVICE

Belgard and the Oldcastle APG family of brands deliver national scale with local manufacturing, distribution and field support. With more than 150 locations, we help keep product available, projects on schedule and jobsites supplied.

## EXPERTISE


For over 25 years, Belgard has led the hardscape category with proven installation standards and training. Our Belgard Authorized Contractors and certified installers are backed with technical support and resources from takeoff to final walkthrough.

## INNOVATION

Belgard invests over 20,000 R&D hours each year to develop new hardscape systems, textures and installation solutions that help you work faster and build better spaces. Our products set performance standards and keep your offering ahead of trends.

## DESIGN

Belgard design tools, pattern libraries and visualization resources help you show customers what's possible and sell more complete outdoor living projects. From simple patios to complex multi-level spaces, our portfolio supports your client's vision.



# TABLE OF CONTENTS

FIND YOUR  
BELGARD  
SALES REP  
Belgard.com/FindMyRep



PRODUCT  
INSTALLATION  
GUIDES  
Belgard.com/InstallGuide



## SHAPE YOUR PLAN

- 6 Space Planning
- 8 Style Trends
- 10 Color
- 12 Patterns & Scale
- 13 Texture
- 14 Define with Walls
- 16 Quality Assurance



## PAVERS

- 20 Aqualine™
- 22 Belgian Cobble®
- 24 Brooklyn™
- 26 Cambridge Cobble®
- 28 Charlestone™
- 30-41 Dimensions™ 3-Piece
- 42 Dimensions™ Antiqued
- 44-49 Dimensions™ Paver
- 50 Dimensions™ Plank
- 52 Dimensions™ Slab
- 54 Empire™
- 56 Eco Urbana®
- 58-61 Hexagon
- 62 Holland Stone
- 64 Mega-Arbel®
- 66-75 Origins™ 3-Piece
- 76 Origins™ Paver
- 78 Papyrus™
- 80 Travertino
- 82 Turfstone™



## PORCELAIN

- 84 Foundation™
- 86 Genoa™
- 88 Noon
- 90 November
- 92 Quarziti 2.0
- 94 Travertini
- 96 Unico 2.0



## WALLS

- 98 AB® Classic
- 100 AB® Metropolitan
- 102 Ashlar Tandem™
- 104 Castlemanor® Grana
- 106 Diamond Pro®
- 108 Diamond Pro® Air Smooth
- 110 Diamond Pro® Air Straight
- 112 Highland Stone® Virtual Joint
- 114 Melville™ Wall
- 116 Weston Stone™



## COPING, CAPS, EDGERS & STEPS

- 118 Fountainhead Coping
- 120 Delmaro Coping
- 122 Grava Coping
- 124 Marina™ Coping
- 126 Melville™ Curb
- 128 Modena Coping
- 130 Anglia Edger®
- 132 Landings™ Step



## KITCHENS & FIRE FEATURES

- 134 Artforms™ Modular Panel System
- 136 Melville™ Fire Pit
- 138 Westone Stone™ Fire Pit
- 140-141 Fire & Kitchen Accessories



## RESOURCES

- 144-145 Color Overview
- 146-147 Paver Technologies
- 148-149 Maintenance & Protection
- 150-152 Contractor Programs
- 153 Online Resources
- 154-163 Laying Patterns



Walkways

Poolsapes

Outdoor  
Kitchens

# YOUR EXPERTISE, THEIR DREAM SPACE

## EXPLORE

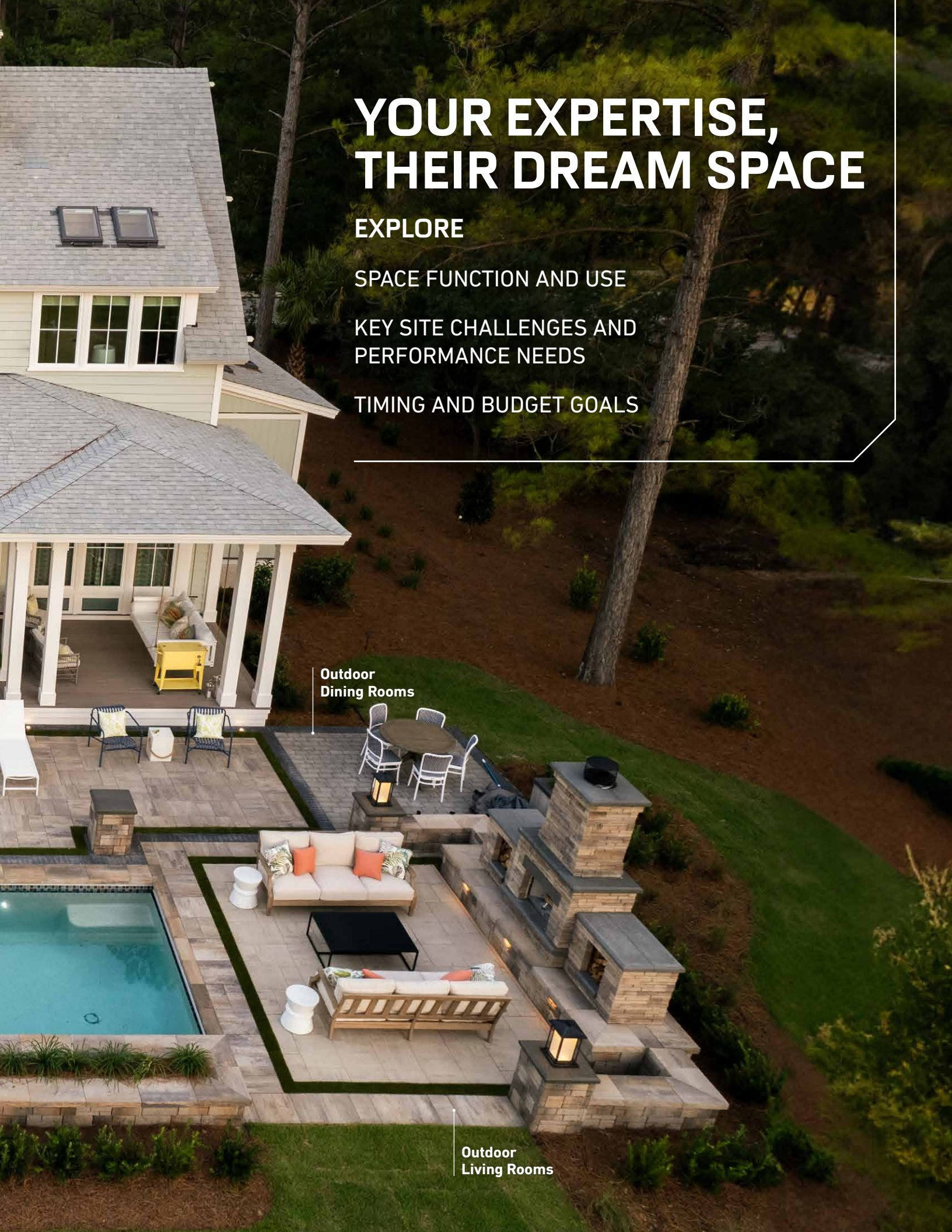
SPACE FUNCTION AND USE

KEY SITE CHALLENGES AND  
PERFORMANCE NEEDS

TIMING AND BUDGET GOALS

Outdoor  
Dining Rooms

Outdoor  
Living Rooms



BUILD FOR LIFESTYLE

# DESIGNS FOR EVERY BUDGET

Help homeowners choose the right outdoor design by uncovering priorities before showing products. Use these prompts to guide the discussion and simplify their decision-making.



## Entertainment-Ready Retreat

**BEST FOR:**

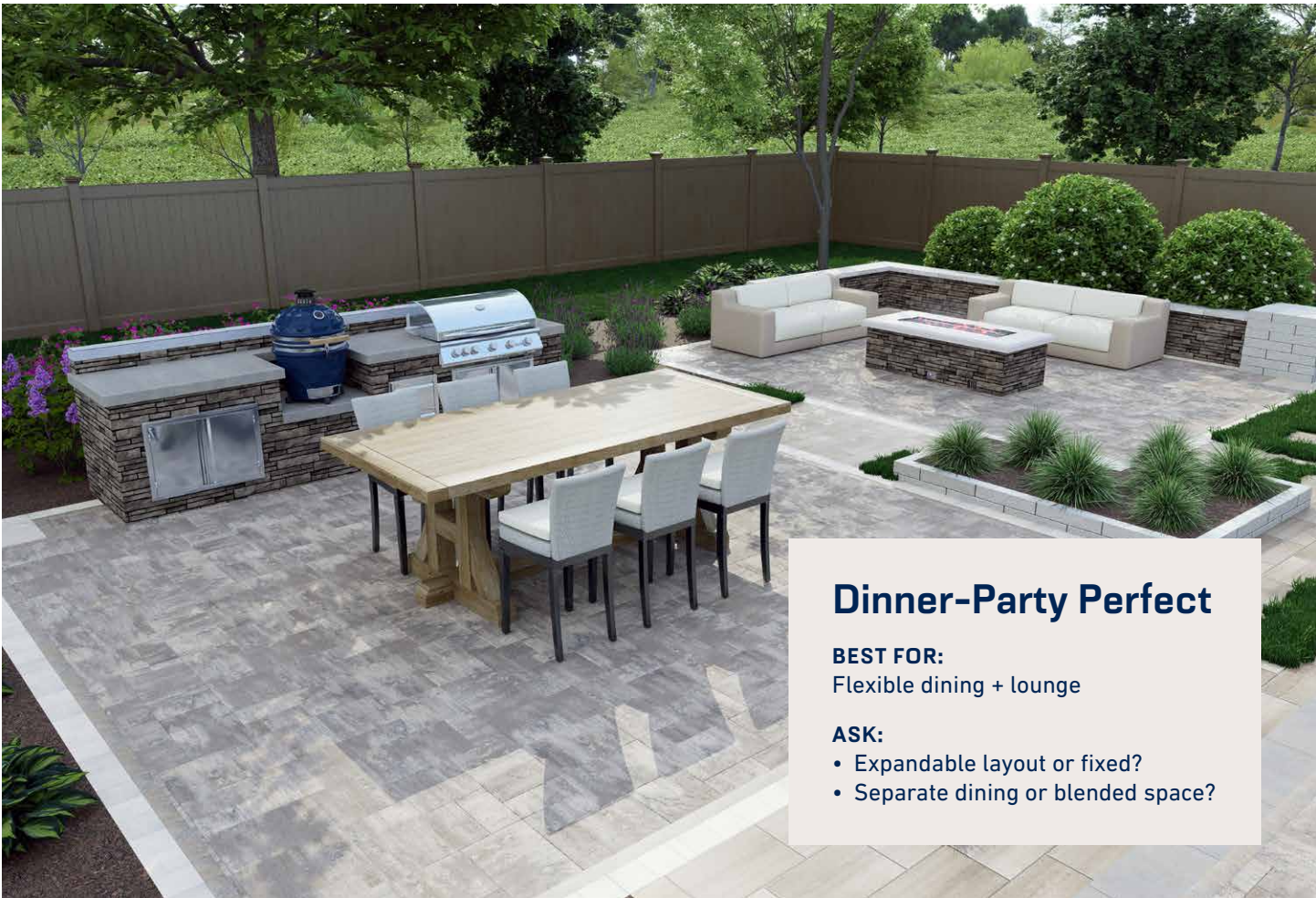
Big gatherings, outdoor cooking

**ASK:**

- Which feature is most important—fireplace, kitchen, or seating?
- Phase upgrades or build all at once?

### *Pro Tip*

Position yourself as a long-term partner, not just a one-time installer. Offer seasonal maintenance and upgrade packages.



## Dinner-Party Perfect

**BEST FOR:**  
Flexible dining + lounge

- ASK:**
- Expandable layout or fixed?
  - Separate dining or blended space?



## The Simple Life

**BEST FOR:**  
Budget-friendly, low maintenance

- ASK:**
- Speed or customization?
  - Keep it simple or allow for growth?

### Pro Tip

Modular pavers save time on design and installation and make expansions simpler.

## DESIGN FOR STYLE

# FIND THEIR PERFECT OUTDOOR STYLE

Help homeowners choose a look that fits their lifestyle and home. They've defined how they'll use the space and set a budget—now guide them toward a style that feels right.




Mega-Arbel, Origins 12, Landings Step & Artforms

## Rustic Retreat

Natural textures and earthy tones for a cozy, organic feel.

### ASK:

- Do you want the space to feel relaxed and connected to nature?
- Would rugged stone or wood accents complement your home?



Holland Stone



Dimensions 12 & Belgian Cobble



Charlestone

## Refined Tradition


Classic patterns and rich tones for timeless elegance.

**ASK:**

- Do you prefer a formal, polished look?
- Are symmetry and pattern important to you?



Brooklyn, Weston Stone & Marina Coping



Dimensions 18 with Dimensions Border



Quarziti 2.0 & Artforms Fire Pit with Quarziti 2.0 Veneers

## Modern Minimalism

Clean lines and smooth textures for a sleek, contemporary vibe.

**ASK:**

- Do you want an open, uncluttered space?
- Would large-format pavers or neutral tones fit your vision?

## THE ART OF DESIGN


# MAKE YOUR STATEMENT WITH COLOR

You've defined the space and chosen a style—now let's pick colors that bring it all together. By guiding them through color choices, you can elevate curb appeal and create designs that complement their home's style.



## Solid Shades

Offer a clean, cohesive look that simplifies design decisions. Solid shades provide a timeless foundation, making landscaping and décor stand out effortlessly.



## Monochromatic

Suggest a sleek, unified palette for homeowners who prefer understated elegance. Monochromatic designs highlight textures and patterns without overwhelming the space.



## Contrasts

Encourage bold combinations for homeowners seeking visual interest. Contrasting colors define spaces, highlight features, and create a dynamic, eye-catching design.




## Cool Blends

Introduce refreshing, modern tones that bring a sense of calm to outdoor spaces. Cool blends work well for contemporary styles, adding subtle sophistication homeowners will love.



## Warm Tones

Warm tones create inviting, comfortable environments. They pair perfectly with natural elements and greenery, giving outdoor living areas a grounded, welcoming feel.



## Mix & Match

Show how mixing colors and textures can personalize a space. This approach allows homeowners to create unique transitions between areas and express their individual style.

UNLOCKING FLEXIBILITY & FLOW

# MODULAR SIZES. ENDLESS PATTERNS.


Show homeowners how size and layout choices transform the look and feel of their space—and how **modular** systems make it easy to customize now and expand later.




Dimensions Slab 24 x 36

## Design Smarter: Scale + Pattern That Sell


- **Size Sets the Tone:** Big slabs create a modern, open feel, smaller units add detail and intimacy.
- **Pattern Adds Personality:** Straight lines feel calm, angled layouts bring energy.
- **Infinite Possibilities:** Mix sizes and patterns for custom designs now—and easy expansion later.



Dimensions 3 x 12




Origins & Dimensions Slab



Origins & Dimensions Slab



Empire & Dimensions Slab




Charlestone & Dimensions Slab

DESIGN YOU CAN FEEL

# THE POWER OF TEXTURE

Texture is one of the most powerful tools in hardscape design, adding both personality and traction underfoot. Mix textures to balance interest, play with light and shadow, and create spaces that are both safe and inviting.



Betair Wall 2.0 with Marina Coping, Dimensions Paver & Origins 18



Papyrus Artforms

## Layer in Vertical Texture

Consider pairing complementary textures across pavers and walls for a cohesive look, or contrast finishes to create visual depth and distinction between horizontal and vertical surfaces.

Smooth



Slate / Textured



Tumbled / Antiqued



Artisan



## STRUCTURE & STYLE

# WALLS THAT DEFINE SPACES

Walls do more than hold back soil—they shape how homeowners live outdoors. By creating boundaries, levels, and zones, walls turn ordinary yards into organized, functional, and inviting spaces.

## Freestanding Walls

**DEFINE ZONES. CREATE FLOW.**

Carve out distinct areas for dining, lounging, or entertaining, turning open yards into organized, livable spaces.

## Garden Walls

**FRAME BEDS. POLISH LANDSCAPES.**

Add structure to flower beds and planters for a clean, polished look that makes maintenance easier and landscaping more enjoyable.



Freestanding Wall Featuring Melville Wall



Freestanding / Retaining Wall Combo  
Featuring Ashlar Tandem

## Retaining Walls

**TURN SLOPES INTO SPACES.**

Transform steep grades into usable terraces for patios, gardens, or driveways, unlocking functional square footage.

## Tiered Walls

**LAYERED DESIGN. MAXIMUM USE.**

Add depth, dimension and versatility with multilevel spaces that include plantings, seating and transitions.

### *Plan with Purpose*

Before choosing a wall product, consider what it needs to do—hold back soil, create levels, or simply add style. Function determines the right design.



Tiered Retaining Wall Featuring Diamond Pro Air

## Smart Strength for Every Landscape

### DIAMOND PRO® AIR

Engineered for performance and designed for elegance, Diamond Pro Air walls offer multiple textures and colors to fit any style. Lightweight, easy-to-handle blocks speed up installation, saving time and labor, and maximize usable space without compromising durability.




Retaining walls over 4 feet in height should be designed by a qualified engineer.

HOW IT'S MADE

# CRAFTSMANSHIP BACKED BY INNOVATION

## QUALITY FOR LIFE

Belgard has taken the artistry of handcrafted stone to a higher level. Through research and innovation, we've developed a deep understanding of how to make modern, best-in-class hardscape products that fit the lifestyle of today's homeowners and commercial developments, while still honoring the artisans of old.



RESEARCH & DEVELOPMENT



QUALITY ASSURANCE

## INTENTIONAL AT EVERY STEP

Every step of our manufacturing process incorporates rigorous research, testing and quality assurance. Whether our teams are designing a new surface texture, validating a color formula, or inspecting finished product for defects, we demand the highest quality from each of our facilities across North America. We believe in creating world-class building products that stand the test of time.

DESIGN WITH CONFIDENCE

# REQUEST COLOR SWATCHES ONLINE

Planning your project just got easier!  
Visit the **product page** on **Belgard.com**  
to request high-resolution color swatches.  
It's quick, simple, and helps you make  
informed design decisions.



[Belgard.com/Products](https://Belgard.com/Products)



## Lifetime Coverage That Works as Hard as You Do.

- Transferable warranty
- Timely investigations
- Added peace of mind with lifetime coverage for homeowners



**REGISTER AN  
INSTALLATION**

[Belgard.com/Warranty](https://Belgard.com/Warranty)



Melville Wall and Dimensions Slab



# SHOP THE PRODUCTS

STYLISH, PERFORMANCE-DRIVEN  
OPTIONS FOR SMART DESIGNS  
AND SMOOTH INSTALLS

# AQUALINE™

## Permeable Paver | 80mm

An environmentally friendly choice with a smooth surface and clean lines for effective rainwater management and timeless designs that can support vehicular loads.



DRIVEWAY APPROVED



ACCESSIBLE SURFACE



PERMEABLE APPLICATION



MECHANICAL INSTALL

### PALLET INFORMATION

AQUALINE™		SQFT/ PALLET	UNITS/ LAYER	SQFT/ LAYER	LAYER/ PALLET	WEIGHT/ PALLET
80MM	4½ x 9 x 3⅝	90	40	11.25	8	3100

### SHAPES & SIZES


80MM



4½ x 9 x 3⅝



AVONDALE



GRAY GRANITE




MIDNIGHT

## LEARN MORE

View the product page on [Belgard.com](https://www.belgard.com) for more information



## PALLET LAYOUT



## TECHNICAL SPECS

- Interlocking spacer bars for increased structural performance
- Surface and micro-chamfer are ADA-compliant and minimize wheelchair vibration
- True installed dimensions for design optimization
- Optimal joint openings for infiltration and maintenance
- Can eliminate stormwater runoff and improve water quality
- Meets the requirements of ASTM C936
- Chamfer Width: 3 mm
- Spacer Bar Width: 10 mm
- Surface Infiltration Rate: > 500 inches per hour (varies based on joint infill gradation)
- Surface Open Area: 10%
- Can be installed mechanically with herringbone pallet layout

## QUALITY FOR LIFE

Every step of our manufacturing process incorporates rigorous research, testing and quality assurance. We demand the highest quality from each of our facilities across North America. We believe in creating world-class building products that stand the test of time. See our lifetime warranty at [Belgard.com/Warranty](https://www.belgard.com/Warranty)

Due to the natural materials in our products, colors may vary from those shown on the cut sheet. We recommend viewing actual product samples to ensure the perfect color and finish for each project.

# BELGIAN COBBLE®

Paver | 60mm

Emulating the look of stones found lining a mountain creek bed, this multi-piece system can be installed as a permeable system and has seven unique shapes to create a cobbled look with a natural random pattern for a picturesque aesthetic.



DRIVEWAY APPROVED



PERMEABLE APPLICATION

## PALLET INFORMATION

BELGIAN COBBLE®		SQFT/ PALLET	UNITS/ LAYER	SQFT/ LAYER	LAYER/ PALLET	WEIGHT/ PALLET
MULTI-PIECE	Variable x 2%	85	-	8.5	10	2295

## SHAPES & SIZES

MULTIPIECE




Variable x 2%



BOURBON



MIDNIGHT



PEARL

## LEARN MORE

View the product page on [Belgard.com](https://www.belgard.com) for more information



## TECHNICAL SPECS

- Seven unique shapes create a random pattern
- Can be installed as either a standard or permeable paver system
- Permeable pavement installation requires site-specific engineering and proper base, bedding and joint aggregate material
- Techniseal polymeric jointing sand recommended for non-permeable applications
- Ideal for walkways, patios, accents, borders and residential driveways

## QUALITY FOR LIFE

Every step of our manufacturing process incorporates rigorous research, testing and quality assurance. We demand the highest quality from each of our facilities across North America. We believe in creating world-class building products that stand the test of time. See our lifetime warranty at [Belgard.com/Warranty](https://www.belgard.com/Warranty)

Due to the natural materials in our products, colors may vary from those shown on the cut sheet. We recommend viewing actual product samples to ensure the perfect color and finish for each project.

# BROOKLYN™

Paver | 60mm

Its warm, weathered stone appearance and texture delivers a timeless look enriched with DuraFusion and factory-applied ColorTech sealant for an enhanced texture and ultimate durability.



MODULAR  
SIZING



DURAFUSION  
+COLORTECH



DRIVEWAY  
APPROVED



ACCESSIBLE  
SURFACE

## PALLET INFORMATION

BROOKLYN™		SQFT/ PALLET	UNITS/ LAYER	SQFT/ LAYER	LAYER/ PALLET	WEIGHT/ PALLET
PAVER	3 x 9 x 2 3/8	103.13	-	10.31	10	2805

## SHAPES & SIZES

PAVER



3 x 9 x 2 3/8




BOURBON 



MIDNIGHT 



ROSEWOOD 

## LEARN MORE

View the product page on [Belgard.com](https://www.belgard.com) for more information



### TECHNICAL SPECS

- True 3" increments for simplified design, quoting and ordering
- Compatible with all modular paver lines—look for Modular Sizing icon
- Modular dimensions reduce cuts, installation time, and waste
- Modular compatibility allows more creative pattern options
- Maximized pallet layout for jobsite efficiencies
- Ideal for walkways, patios, borders, accents and residential driveways
- Can be used to construct ADA-compliant pavement



#### **DuraFusion™ + ColorTech™**

Enhanced texture and wear-resistance with the added protection of factory-applied sealant

### QUALITY FOR LIFE

Every step of our manufacturing process incorporates rigorous research, testing and quality assurance. We demand the highest quality from each of our facilities across North America. We believe in creating world-class building products that stand the test of time. See our lifetime warranty at [Belgard.com/Warranty](https://www.belgard.com/Warranty)

Due to the natural materials in our products, colors may vary from those shown on the cut sheet. We recommend viewing actual product samples to ensure the perfect color and finish for each project.

# CAMBRIDGE COBBLE®

## 3-Piece Paver | 60mm

Gently rounded corners and a domed pillow-top surface provide clean lines and a classic architectural appearance.



### PALLET INFORMATION

CAMBRIDGE COBBLE®		SQFT/ PALLET	UNITS/ LAYER	SQFT/ LAYER	LAYER/ PALLET	WEIGHT/ PALLET
3-PIECE   60MM	6 x 9 x 2 3/8	58.46	16	5.85	10	3310
	6 x 6 x 2 3/8	38.7	16	3.87		
	3 x 6 x 2 3/8	18.94	16	1.89		
60MM	6 x 9 x 2 3/8	120	-	12	10	2970

### SHAPES & SIZES

#### 3-PIECE | 60MM



#### 60MM





**MIDNIGHT**  
Available in 6 x 9 only



**CHESWICK**  
Available in 3-piece only



**AVONDALE**  
Available in 3-piece only



**NAPOLI**  
Available in 3-piece only



**BOURBON**  
Available in 6x9 only

## LEARN MORE

View the product page on [Belgard.com](http://Belgard.com) for more information



### TECHNICAL SPECS

- Multi-piece system with accent options available on separate pallet
- Ideal for patios, walkways and residential vehicular applications
- Can be used to construct ADA-compliant pavement

### QUALITY FOR LIFE


Every step of our manufacturing process incorporates rigorous research, testing and quality assurance. We demand the highest quality from each of our facilities across North America. We believe in creating world-class building products that stand the test of time. See our lifetime warranty at [Belgard.com/Warranty](http://Belgard.com/Warranty)

Due to the natural materials in our products, colors may vary from those shown on the cut sheet. We recommend viewing actual product samples to ensure the perfect color and finish for each project.

# CHARLESTONE™

## 3-Piece Paver | 60mm

Designed to evoke the charm of early American streets, this system mimics the historical elegance of weathered, hand-cobbled stone.



### PALLET INFORMATION

CHARLESTONE™ 3-PIECE		SQFT/ PALLET	UNITS/ LAYER	SQFT/ LAYER	LAYER/ PALLET	WEIGHT/ PALLET
3-PIECE 60MM	6 x 6 x 2 <sup>3</sup> / <sub>8</sub>	105	6	10.5	10	2997
	6 x 9 x 2 <sup>3</sup> / <sub>8</sub>		12			
	6 x 12 x 2 <sup>3</sup> / <sub>8</sub>		9			

### SHAPES & SIZES

#### 3-PIECE | 60MM





ASHWOOD



FOG



IRON BAY



MIDNIGHT

## LEARN MORE

View the product page on [Belgard.com](https://www.belgard.com) for more information



## TECHNICAL SPECS

- True 3" increments for simplified design, quoting and ordering
- Compatible with all modular paver lines—look for Modular Sizing icon
- Modular dimensions reduce cuts, installation time, and waste
- Modular compatibility allows more creative pattern options
- Maximized pallet layout for jobsite efficiencies
- Pallet optimized for both mechanical and manual installation
- Particularly ideal for driveways and walkways
- Can be used to construct ADA-compliant pavement
- Can be installed as a permeable pavement system for residential and non-vehicular applications with proper open-graded aggregate bedding, base and joint material

## QUALITY FOR LIFE


Every step of our manufacturing process incorporates rigorous research, testing and quality assurance. We demand the highest quality from each of our facilities across North America. We believe in creating world-class building products that stand the test of time. See our lifetime warranty at [Belgard.com/Warranty](https://www.belgard.com/Warranty)

Due to the natural materials in our products, colors may vary from those shown on the cut sheet. We recommend viewing actual product samples to ensure the perfect color and finish for each project.

# DIMENSIONS™ 6

## 3-Piece System | 60mm

Versatility meets contemporary design with a multipiece system that features a smooth face and crisp, clean lines.



MODULAR  
SIZING



DRIVEWAY  
APPROVED



ACCESSIBLE  
SURFACE

### PALLET INFORMATION

DIMENSIONS™ 6		SQFT/ PALLET	UNITS/ LAYER	SQFT/ LAYER	LAYER/ PALLET	WEIGHT/ PALLET
3-PIECE	3 x 6 x 2 <sup>3</sup> / <sub>8</sub>	120	16	12	10	3325
	6 x 6 x 2 <sup>3</sup> / <sub>8</sub>		16			
	6 x 9 x 2 <sup>3</sup> / <sub>8</sub>		16			

### SHAPES & SIZES

#### 3-PIECE



3 x 6 x 2<sup>3</sup>/<sub>8</sub>



6 x 6 x 2<sup>3</sup>/<sub>8</sub>



6 x 9 x 2<sup>3</sup>/<sub>8</sub>



ANTHRACITE



AVONDALE



CHESWICK



IRON BAY



HICKORY



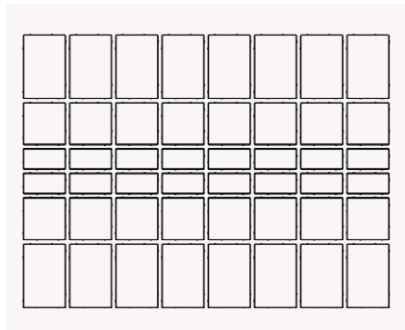
SHADED GRAY

## LEARN MORE

View the product page on [Belgard.com](http://Belgard.com) for more information



### PALLET LAYOUT



### TECHNICAL SPECS

- True 3" increments for simplified design, quoting and ordering
- Compatible with all modular paver lines—look for Modular Sizing icon
- Modular dimensions reduce cuts, installation time, and waste
- Modular compatibility allows more creative pattern options
- Maximized pallet layout for jobsite efficiencies
- Ideal for patios, walkways and residential vehicular applications
- Surface and micro-chamfer are ADA-compliant and minimize wheelchair vibration

### QUALITY FOR LIFE


Every step of our manufacturing process incorporates rigorous research, testing and quality assurance. We demand the highest quality from each of our facilities across North America. We believe in creating world-class building products that stand the test of time. See our lifetime warranty at [Belgard.com/Warranty](http://Belgard.com/Warranty)

Due to the natural materials in our products, colors may vary from those shown on the cut sheet. We recommend viewing actual product samples to ensure the perfect color and finish for each project.

# DIMENSIONS™ 6

## 3-Piece System | 30mm

Versatility meets contemporary design with this multi-piece, modular system that features a smooth face, clean lines and a thickness ideal for small patios and walkways or for overlaying sound concrete.



MODULAR  
SIZING



DRIVEWAY  
APPROVED



ACCESSIBLE  
SURFACE

### PALLET INFORMATION

DIMENSIONS™ 6		SQFT/ PALLET	UNITS/ LAYER	SQFT/ LAYER	LAYER/ PALLET	WEIGHT/ PALLET
3-PIECE	3 x 6 x 1¼	120	16	12	10	1620
	6 x 6 x 1¼		16			
	6 x 9 x 1¼		16			

### SHAPES & SIZES

#### 3-PIECE



3 x 6 x 1¼



6 x 6 x 1¼



6 x 9 x 1¼



AVONDALE



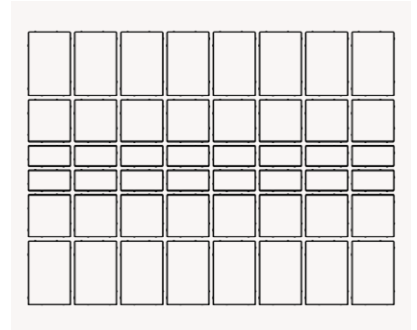
CHESWICK

## LEARN MORE

View the product page on [Belgard.com](https://www.belgard.com) for more information



### PALLET LAYOUT



### TECHNICAL SPECS

- True 3" increments for simplified design, quoting and ordering
- Compatible with all modular paver lines—look for Modular Sizing icon
- Modular dimensions reduce cuts, installation time, and waste
- Modular compatibility allows more creative pattern options
- Maximized pallet layout for jobsite efficiencies
- Ideal for small patios and walkways
- Can be used to bring new life to sound concrete as an overlay
- Rated for residential driveways when used as an overlay
- Surface and micro-chamfer are ADA-compliant and minimize wheelchair vibration

### QUALITY FOR LIFE

Every step of our manufacturing process incorporates rigorous research, testing and quality assurance. We demand the highest quality from each of our facilities across North America. We believe in creating world-class building products that stand the test of time. See our lifetime warranty at [Belgard.com/Warranty](https://www.belgard.com/Warranty)

Due to the natural materials in our products, colors may vary from those shown on the cut sheet. We recommend viewing actual product samples to ensure the perfect color and finish for each project.

# DIMENSIONS™ 12

## 3-Piece System | 60mm

The smooth, consistent finish of DuraFusion Technology complements the clean lines and linear surface for contemporary style with enhanced texture, color and wear-resistance.



### PALLET INFORMATION

DIMENSIONS™ 12		SQFT/ PALLET	UNITS/ LAYER	SQFT/ LAYER	LAYER/ PALLET	WEIGHT/ PALLET
3-PIECE	6 x 12 x 2 <sup>3</sup> / <sub>8</sub>	120	-	12	10	3516
	12 x 12 x 2 <sup>3</sup> / <sub>8</sub>		-			
	12 x 18 x 2 <sup>3</sup> / <sub>8</sub>		-			

### SHAPES & SIZES

#### 3-PIECE





ANTHRACITE 



HICKORY 



SCANDINA GRAY 



SHADED GRAY 



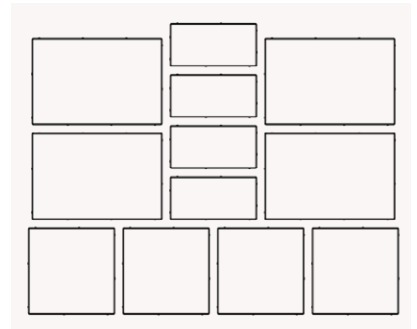
SEPIA 

## LEARN MORE

View the product page on [Belgard.com](https://www.belgard.com) for more information



### PALLET LAYOUT



### TECHNICAL SPECS

- True 3" increments for simplified design, quoting and ordering
- Compatible with all modular paver lines—look for Modular Sizing icon
- Modular dimensions reduce cuts, installation time, and waste
- Modular compatibility allows more creative pattern options
- Maximized pallet layout for jobsite efficiencies
- Ideal for patios, walkways and pool decks
- Surface and micro-chamfer are ADA-compliant and minimize wheelchair vibration

### DuraFusion™ Technology

A bold, vibrant finish with a smoother, tighter texture.

### QUALITY FOR LIFE


Every step of our manufacturing process incorporates rigorous research, testing and quality assurance. We demand the highest quality from each of our facilities across North America. We believe in creating world-class building products that stand the test of time. See our lifetime warranty at [Belgard.com/Warranty](https://www.belgard.com/Warranty)

Due to the natural materials in our products, colors may vary from those shown on the cut sheet. We recommend viewing actual product samples to ensure the perfect color and finish for each project.

# DIMENSIONS™ 12

## 3-Piece System | 60mm

Versatility meets contemporary design with a multipiece system that features a smooth face and crisp, clean lines.



### PALLET INFORMATION

DIMENSIONS™ 12		SQFT/ PALLET	UNITS/ LAYER	SQFT/ LAYER	LAYER/ PALLET	WEIGHT/ PALLET
3-PIECE	6 x 12 x 2 <sup>3</sup> / <sub>8</sub>	120	-	12	10	3516
	12 x 12 x 2 <sup>3</sup> / <sub>8</sub>		-			
	12 x 18 x 2 <sup>3</sup> / <sub>8</sub>		-			

### SHAPES & SIZES

3-PIECE





AVONDALE



CHESWICK



HICKORY



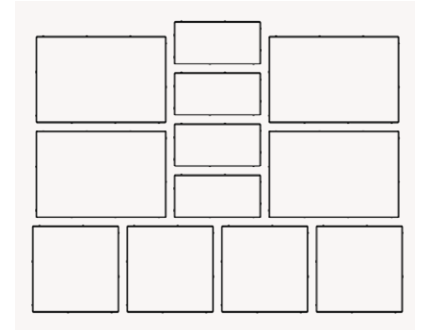
IRON BAY

## LEARN MORE

View the product page on [Belgard.com](http://Belgard.com) for more information



### PALLET LAYOUT



### TECHNICAL SPECS

- True 3" increments for simplified design, quoting and ordering
- Compatible with all modular paver lines—look for Modular Sizing icon
- Modular dimensions reduce cuts, installation time, and waste
- Modular compatibility allows more creative pattern options
- Maximized pallet layout for jobsite efficiencies
- Ideal for patios, walkways and pool decks
- Surface and micro-chamfer are ADA-compliant and minimize wheelchair vibration

### QUALITY FOR LIFE

Every step of our manufacturing process incorporates rigorous research, testing and quality assurance. We demand the highest quality from each of our facilities across North America. We believe in creating world-class building products that stand the test of time. See our lifetime warranty at [Belgard.com/Warranty](http://Belgard.com/Warranty)

Due to the natural materials in our products, colors may vary from those shown on the cut sheet. We recommend viewing actual product samples to ensure the perfect color and finish for each project.

# DIMENSIONS™ 18

## 3-Piece System | 60mm

The smooth, consistent finish of DuraFusion Technology complements the clean lines and linear surface for contemporary style with enhanced texture, color and wear-resistance.



MODULAR  
SIZING



DURAFUSION  
TECHNOLOGY



ACCESSIBLE  
SURFACE

### PALLET INFORMATION


DIMENSIONS™ 18		SQFT/ PALLET	UNITS/ LAYER	SQFT/ LAYER	LAYER/ PALLET	WEIGHT/ PALLET
3-PIECE	9 x 18 x 2 <sup>3</sup> / <sub>8</sub>	112.5	-	11.25	10	3516
	18 x 18 x 2 <sup>3</sup> / <sub>8</sub>		-			
	18 x 27 x 2 <sup>3</sup> / <sub>8</sub>		-			

### SHAPES & SIZES


#### 3-PIECE



9 x 18 x 2<sup>3</sup>/<sub>8</sub>



18 x 18 x 2<sup>3</sup>/<sub>8</sub>



18 x 27 x 2<sup>3</sup>/<sub>8</sub>



ANTHRACITE 



HICKORY 



SCANDINA GRAY 



SHADED GRAY 



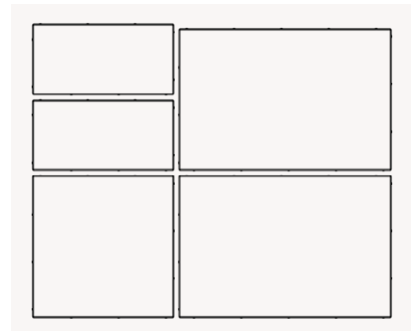
SEPIA 

## LEARN MORE

View the product page on [Belgard.com](https://www.belgard.com) for more information



### PALLET LAYOUT



### TECHNICAL SPECS

- True 3" increments for simplified design, quoting and ordering
- Compatible with all modular paver lines—look for Modular Sizing icon
- Modular dimensions reduce cuts, installation time, and waste
- Modular compatibility allows more creative pattern options
- Maximized pallet layout for jobsite efficiencies
- Ideal for patios, walkways and pool decks
- Surface and micro-chamfer are ADA-compliant and minimize wheelchair vibration

### DuraFusion™ Technology

A bold, vibrant finish with a smoother, tighter texture.

### QUALITY FOR LIFE

Every step of our manufacturing process incorporates rigorous research, testing and quality assurance. We demand the highest quality from each of our facilities across North America. We believe in creating world-class building products that stand the test of time. See our lifetime warranty at [Belgard.com/Warranty](https://www.belgard.com/Warranty)

Due to the natural materials in our products, colors may vary from those shown on the cut sheet. We recommend viewing actual product samples to ensure the perfect color and finish for each project.

# DIMENSIONS™ 18

## 3-Piece System | 60mm

Versatility meets contemporary design with a multipiece system that features a smooth face and crisp, clean lines.



### PALLET INFORMATION

DIMENSIONS™ 18		SQFT/ PALLET	UNITS/ LAYER	SQFT/ LAYER	LAYER/ PALLET	WEIGHT/ PALLET
3-PIECE	9 x 18 x 2 <sup>3</sup> / <sub>8</sub>	112.5	-	11.25	10	3516
	18 x 18 x 2 <sup>3</sup> / <sub>8</sub>		-			
	18 x 27 x 2 <sup>3</sup> / <sub>8</sub>		-			

### SHAPES & SIZES


#### 3-PIECE



9 x 18 x 2<sup>3</sup>/<sub>8</sub>



18 x 18 x 2<sup>3</sup>/<sub>8</sub>



18 x 27 x 2<sup>3</sup>/<sub>8</sub>



AVONDALE



CHESWICK



HICKORY



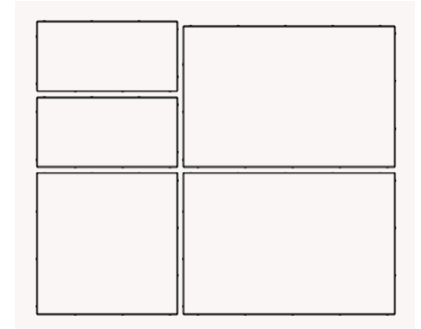
IRON BAY

## LEARN MORE

View the product page on [Belgard.com](https://www.belgard.com) for more information



### PALLET LAYOUT



### TECHNICAL SPECS

- True 3" increments for simplified design, quoting and ordering
- Compatible with all modular paver lines—look for Modular Sizing icon
- Modular dimensions reduce cuts, installation time, and waste
- Modular compatibility allows more creative pattern options
- Maximized pallet layout for jobsite efficiencies
- Ideal for patios, walkways and pool decks
- Surface and micro-chamfer are ADA-compliant and minimize wheelchair vibration

### QUALITY FOR LIFE

Every step of our manufacturing process incorporates rigorous research, testing and quality assurance. We demand the highest quality from each of our facilities across North America. We believe in creating world-class building products that stand the test of time. See our lifetime warranty at [Belgard.com/Warranty](https://www.belgard.com/Warranty)

Due to the natural materials in our products, colors may vary from those shown on the cut sheet. We recommend viewing actual product samples to ensure the perfect color and finish for each project.

# DIMENSIONS™ ANTIQUED

## 3-Piece Paver | 60mm

Reminiscent of hand-laid Mediterranean stone, the natural weathered texture creates an artisanal look of timeless sophistication.




### PALLET INFORMATION

DIMENSIONS™ ANTIQUED		SQFT/ PALLET	UNITS/ LAYER	SQFT/ LAYER	LAYER/ PALLET	WEIGHT/ PALLET
3-PIECE	3 x 6 x 2 3/8	120	16	12	10	3325
	6 x 6 x 2 3/8		16			
	6 x 9 x 2 3/8		16			

### SHAPES & SIZES

60MM





ANTHRACITE




AVONDALE



CHESWICK



HICKORY




SHADED GRAY

## LEARN MORE


View the product page on [Belgard.com](http://Belgard.com) for more information



### PALLET LAYOUT



6 X 6



6 X 9

### TECHNICAL SPECS

- True 3" increments for simplified design, quoting and ordering
- Compatible with all modular paver lines—look for Modular Sizing icon
- Modular dimensions reduce cuts, installation time, and waste
- Modular compatibility allows more creative pattern options
- Maximized pallet layout for jobsite efficiencies
- Ideal for patios, walkways and residential vehicular applications

### QUALITY FOR LIFE

Every step of our manufacturing process incorporates rigorous research, testing and quality assurance. We demand the highest quality from each of our facilities across North America. We believe in creating world-class building products that stand the test of time. See our lifetime warranty at [Belgard.com/Warranty](http://Belgard.com/Warranty)

Due to the natural materials in our products, colors may vary from those shown on the cut sheet. We recommend viewing actual product samples to ensure the perfect color and finish for each project.

# DIMENSIONS™

Paver | 60mm

Accentuate contemporary style with a smooth, linear surfaced paver that is ideal for installation of driveways, accents and small patios.



DIMENSIONS™ 6 X 9



## PALLET INFORMATION

	DIMENSIONS™ PAVER	SQFT/ PALLET	UNITS/ LAYER	SQFT/ LAYER	LAYER/ PALLET	WEIGHT/ PALLET
60MM	6 x 9 x 2 3/8	120	-	12	10	3328

## SHAPES & SIZES

60MM



6 x 9 x 2 3/8



BOURBON




MIDNIGHT

## LEARN MORE

View the product page on [Beldgard.com](https://Belgard.com) for more information



### PALLET LAYOUT



### TECHNICAL SPECS

- True 3" increments for simplified design, quoting and ordering
- Compatible with all modular paver lines—look for Modular Sizing icon
- Modular dimensions reduce cuts, installation time, and waste
- Modular compatibility allows more creative pattern options
- Maximized pallet layout for jobsite efficiencies
- Ideal for walkways, patios, borders, accents and residential driveways
- Surface and micro-chamfer are ADA-compliant and minimize wheelchair vibration

### QUALITY FOR LIFE


Every step of our manufacturing process incorporates rigorous research, testing and quality assurance. We demand the highest quality from each of our facilities across North America. We believe in creating world-class building products that stand the test of time. See our lifetime warranty at [Belgard.com/Warranty](https://Belgard.com/Warranty)

Due to the natural materials in our products, colors may vary from those shown on the cut sheet. We recommend viewing actual product samples to ensure the perfect color and finish for each project.

# DIMENSIONS™

## Paver | 60mm

Ideal for driveways, borders, accents and small patios, the smooth, linear surface is enriched with DuraFusion Technology for refined texture and enhanced color and wear-resistance.



MODULAR  
SIZING



DRIVEWAY  
APPROVED



ACCESSIBLE  
SURFACE



DURAFUSION  
TECHNOLOGY

### PALLET INFORMATION

	DIMENSIONS™ PAVER	SQFT/ PALLET	UNITS/ LAYER	SQFT/ LAYER	LAYER/ PALLET	WEIGHT/ PALLET
60MM	6 x 9 x 2 <sup>3</sup> / <sub>8</sub>	120	-	12	10	3328

### SHAPES & SIZES

60MM



6 x 9 x 2<sup>3</sup>/<sub>8</sub>



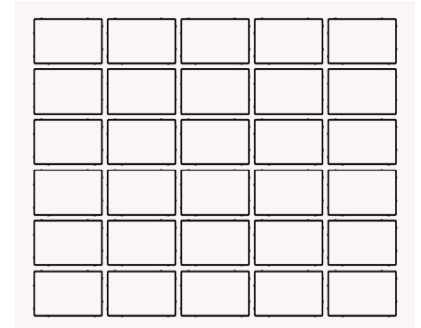
MIDNIGHT 

## LEARN MORE

View the product page on [Belgard.com](https://Belgard.com) for more information



## PALLET LAYOUT



## TECHNICAL SPECS

- True 3" increments for simplified design, quoting and ordering
- Compatible with all modular paver lines—look for Modular Sizing icon
- Modular dimensions reduce cuts, installation time, and waste
- Modular compatibility allows more creative pattern options
- Maximized pallet layout for jobsite efficiencies
- Ideal for walkways, patios, borders, accents and residential driveways
- Surface and micro-chamfer are ADA-compliant and minimize wheelchair vibration

### **DuraFusion™ Technology**

A bold, vibrant finish with a smoother, tighter texture

## QUALITY FOR LIFE


Every step of our manufacturing process incorporates rigorous research, testing and quality assurance. We demand the highest quality from each of our facilities across North America. We believe in creating world-class building products that stand the test of time. See our lifetime warranty at [Belgard.com/Warranty](https://Belgard.com/Warranty)

Due to the natural materials in our products, colors may vary from those shown on the cut sheet. We recommend viewing actual product samples to ensure the perfect color and finish for each project.

# DIMENSIONS™

Paver | 60mm | 80mm

Accentuate contemporary style with a smooth, linear surface that is ideal for driveways and borders and enriched with DuraFusion Technology for enhanced color, texture, and wear-resistance.



## PALLET INFORMATION

DIMENSIONS™ PAVER		SQFT/ PALLET	UNITS/ LAYER	SQFT/ LAYER	LAYER/ PALLET	WEIGHT/ PALLET
6 X 12 60MM	6 x 12 x 2 <sup>3</sup> / <sub>8</sub>	120	24	12	10	2985
6 X 12 80MM	6 x 12 x 3 <sup>1</sup> / <sub>8</sub>	96	24	12	8	3285

## SHAPES & SIZES

6 X 12 | 60MM



6 X 12 | 80MM





BOURBON 



FOG   
Only available in 60mm



MIDNIGHT 




PEARL   
Only available in 60mm

## LEARN MORE

View the product page on [Belgard.com](https://Belgard.com) for more information



## PALLET LAYOUT



## TECHNICAL SPECS

- True 3" increments for simplified design, quoting and ordering
- Compatible with all modular paver lines—look for Modular Sizing icon
- Modular dimensions reduce cuts, installation time, and waste
- Modular compatibility allows more creative pattern options
- Maximized pallet layout for jobsite efficiencies
- Ideal for walkways, patios, borders, accents and residential driveways
- Surface and micro-chamfer are ADA-compliant and minimize wheelchair vibration



### DuraFusion™ Technology

A bold, vibrant finish with a smoother, tighter texture

## QUALITY FOR LIFE

Every step of our manufacturing process incorporates rigorous research, testing and quality assurance. We demand the highest quality from each of our facilities across North America. We believe in creating world-class building products that stand the test of time. See our lifetime warranty at [Belgard.com/Warranty](https://Belgard.com/Warranty)

Due to the natural materials in our products, colors may vary from those shown on the cut sheet. We recommend viewing actual product samples to ensure the perfect color and finish for each project.

# DIMENSIONS™

## Plank | 60mm

Clean lines and an elongated shape offer a modern architectural appearance with a size that supports vehicular loads for creating contemporary curb appeal.



### PALLET INFORMATION

	DIMENSIONS™ PLANK	SQFT/ PALLET	UNITS/ LAYER	SQFT/ LAYER	LAYER/ PALLET	WEIGHT/ PALLET
3 X 12 60MM	3 x 12 x 3 1/8	110	44	11	10	2790

### SHAPES & SIZES

3 X 12 | 60MM





# DIMENSIONS™

## Slab | 60mm

The smooth and consistent surface of DuraFusion Technology enriches the clean, crisp lines and linear surface of this large modular slab with enhanced texture and wear-resistance.



### PALLET INFORMATION

	DIMENSIONS™ SLAB	SQFT/ PALLET	UNITS/ LAYER	SQFT/ LAYER	LAYER/ PALLET	WEIGHT/ PALLET
9 X 18	9 x 18 x 2 <sup>3</sup> / <sub>8</sub>	112.5	-	-	-	-
15 X 30	15 x 30 x 2 <sup>3</sup> / <sub>8</sub>	93.75	-	-	-	-
24 X 24	24 x 24 x 2 <sup>3</sup> / <sub>8</sub>	80	-	-	-	-

### SHAPES & SIZES

9 X 18



15 X 30



24 X 24





ANTHRACITE 



HICKORY 



SCANDINA GRAY 



SHADED GRAY 



SEPIA 

## LEARN MORE

View the product page on [Belgard.com](https://www.belgard.com) for more information



### TECHNICAL SPECS

- True 3" increments for simplified design, quoting and ordering
- Compatible with all modular paver lines—look for Modular Sizing icon
- Modular dimensions reduce cuts, installation time, and waste
- Modular compatibility allows more creative pattern options
- Maximized pallet layout for jobsite efficiencies
- Ideal for patios, walkways and pool decks
- Surface and micro-chamfer are ADA-compliant and minimize wheelchair vibration

### DuraFusion™ Technology

A bold, vibrant finish with a smoother, tighter texture.

### QUALITY FOR LIFE


Every step of our manufacturing process incorporates rigorous research, testing and quality assurance. We demand the highest quality from each of our facilities across North America. We believe in creating world-class building products that stand the test of time. See our lifetime warranty at [Belgard.com/Warranty](https://www.belgard.com/Warranty)

Due to the natural materials in our products, colors may vary from those shown on the cut sheet. We recommend viewing actual product samples to ensure the perfect color and finish for each project.

# EMPIRE™

Paver | 60mm

The plank shape and hand-tooled face are enriched by DuraFusion Technology for enhanced texture and wear-resistance with seven distinct face styles for unique pattern creation.



## PALLET INFORMATION

EMPIRE™		SQFT/ PALLET	UNITS/ LAYER	SQFT/ LAYER	LAYER/ PALLET	WEIGHT/ PALLET
60MM	3 x 12 x 2 <sup>3</sup> / <sub>8</sub>	110	44	11	10	3085


## SHAPES & SIZES

60MM




3 x 12 x 2<sup>3</sup>/<sub>8</sub>

NOTE: All 7 face styles are sold on a single pallet.



MIDNIGHT 



SCANDINA GRAY 

## LEARN MORE

View the product page on [Belgard.com](https://www.belgard.com) for more information



### TECHNICAL SPECS

- True 3" increments for simplified design, quoting and ordering
- Compatible with all modular paver lines—look for Modular Sizing icon
- Modular dimensions reduce cuts, installation time, and waste
- Modular compatibility allows more creative pattern options
- Maximized pallet layout for jobsite efficiencies
- Can be used to construct ADA-compliant pavement
- 7 unique textures per pallet
- Ideal for patios, walkways and accents
- Contemporary twist for classic herringbone and basketweave designs



### DuraFusion™ Technology

A bold, vibrant finish with a smoother, tighter texture

### QUALITY FOR LIFE

Every step of our manufacturing process incorporates rigorous research, testing and quality assurance. We demand the highest quality from each of our facilities across North America. We believe in creating world-class building products that stand the test of time. See our lifetime warranty at [Belgard.com/Warranty](https://www.belgard.com/Warranty)

Due to the natural materials in our products, colors may vary from those shown on the cut sheet. We recommend viewing actual product samples to ensure the perfect color and finish for each project.

# ECO URBANA®

## 3-Piece Permeable Paver | 80mm

Chiseled textures and contours recall the look of vintage cut stone in a multipiece permeable system.




### PALLET INFORMATION

ECO URBANA®		SQFT/ PALLET	UNITS/ LAYER	SQFT/ LAYER	LAYER/ PALLET	WEIGHT/ PALLET
3-PIECE   80MM	3 <sup>1</sup> / <sub>16</sub> x 7 <sup>7</sup> / <sub>8</sub> x 3 <sup>1</sup> / <sub>8</sub>	15	16	1.88	8	3200
	7 <sup>7</sup> / <sub>8</sub> x 7 <sup>7</sup> / <sub>8</sub> x 3 <sup>1</sup> / <sub>8</sub>	30	16	3.75	8	
	7 <sup>7</sup> / <sub>8</sub> x 11 <sup>13</sup> / <sub>16</sub> x 3 <sup>1</sup> / <sub>8</sub>	45	16	5.63	8	

### SHAPES & SIZES

#### 3-PIECE | 80MM





CHESWICK



AVONDALE



IRON BAY

## LEARN MORE

View the product page on [Belgard.com](https://www.belgard.com) for more information



## TECHNICAL SPECS

- Multipiece system with multiple laying options
- Can improve quantity and quality of stormwater runoff
- Can be installed as either a standard or permeable paver system
- Permeable pavement installation requires site-specific engineering and proper base, bedding and joint aggregate material
- Techniseal polymeric jointing sand recommended for non-permeable applications
- Ideal for walkways, patios and residential vehicular applications
- Can be used to construct ADA-compliant pavement

## QUALITY FOR LIFE

Every step of our manufacturing process incorporates rigorous research, testing and quality assurance. We demand the highest quality from each of our facilities across North America. We believe in creating world-class building products that stand the test of time. See our lifetime warranty at [Belgard.com/Warranty](https://www.belgard.com/Warranty)

Due to the natural materials in our products, colors may vary from those shown on the cut sheet. We recommend viewing actual product samples to ensure the perfect color and finish for each project.

# HEXAGON

Paver | 60mm

Geometric beauty is reflected in the art deco design of this hexagon-shaped paver that can be used alone or for creating intricate and lively designs full of dynamic borders, accents or inlays.




## PALLET INFORMATION

HEXAGON		SQFT/ PALLET	UNITS/ LAYER	SQFT/ LAYER	LAYER/ PALLET	WEIGHT/ PALLET
60MM	18 x 18 x 2%	86.6	16	-	11	2420


## SHAPES & SIZES

60MM





GRAY



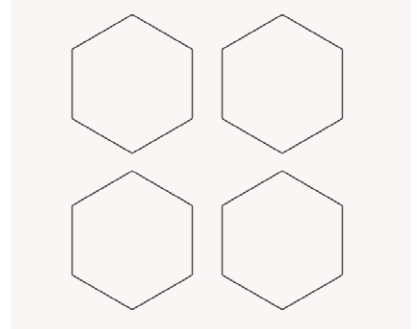
MIDNIGHT

## LEARN MORE

View the product page on [Belgard.com](https://www.belgard.com) for more information



### PALLET LAYOUT



### TECHNICAL SPECS

- Easy to install
- Create intricate designs as a border or inlay
- Suitable for ADA applications
- Contemporary art deco design

### QUALITY FOR LIFE


Every step of our manufacturing process incorporates rigorous research, testing and quality assurance. We demand the highest quality from each of our facilities across North America. We believe in creating world-class building products that stand the test of time. See our lifetime warranty at [Belgard.com/Warranty](https://www.belgard.com/Warranty)

Due to the natural materials in our products, colors may vary from those shown on the cut sheet. We recommend viewing actual product samples to ensure the perfect color and finish for each project.

# HEXAGON 6

Paver | 60mm

A geometric standout, this smooth-faced paver supports contemporary layouts, inlaid accents, and art deco-inspired patterns and is enriched with DuraFusion Technology for enhanced color, texture and wear-resistance.



ACCESSIBLE SURFACE



DURAFUSION TECHNOLOGY



MODULAR SIZING

## PALLET INFORMATION

HEXAGON		SQFT/ PALLET	UNITS/ LAYER	SQFT/ LAYER	LAYER/ PALLET	WEIGHT/ PALLET
60MM	12 x 12 x 2 3/8"	100.02	14	9.09	11	2845

## SHAPES & SIZES

60MM



12 x 12 x 2 3/8"



ANTHRACITE 



SCANDINA GRAY 



SHADED GRAY 

## LEARN MORE

View the product page on [Belgard.com](https://Belgard.com) for more information



## TECHNICAL SPECS

- True 3" increments for simplified design, quoting and ordering
- Compatible with all modular paver lines—look for Modular Sizing icon
- Modular dimensions reduce cuts, installation time, and waste
- Modular compatibility allows more creative pattern options
- Maximized pallet layout for jobsite efficiencies
- Ideal for patios, walkways and inlaid designs
- Surface and micro-chamfer are ADA-compliant and minimize wheelchair vibration

### **DuraFusion™ Technology**

A bold, vibrant finish with a smoother, tighter texture.

## QUALITY FOR LIFE

Every step of our manufacturing process incorporates rigorous research, testing and quality assurance. We demand the highest quality from each of our facilities across North America. We believe in creating world-class building products that stand the test of time. See our lifetime warranty at [Belgard.com/Warranty](https://Belgard.com/Warranty)

Due to the natural materials in our products, colors may vary from those shown on the cut sheet. We recommend viewing actual product samples to ensure the perfect color and finish for each project.

# HOLLAND STONE

Paver | 60mm

The classic architectural appearance is derived from a smooth face and clean lines to offer traditional appeal.



## PALLET INFORMATION

HOLLAND STONE		SQFT/ PALLET	UNITS/ LAYER	SQFT/ LAYER	LAYER/ PALLET	WEIGHT/ PALLET
60MM	4 x 8 x 2 $\frac{3}{8}$	120	54	12	10	3120

## SHAPES & SIZES

60MM



4 x 8 x 2 $\frac{3}{8}$



MIDNIGHT



AVONDALE



COUNTRY BLEND



GEORGIA BLEND




GRAY GRANITE

## LEARN MORE

View the product page on [Beldgard.com](https://Belgard.com) for more information



## PALLET LAYOUT



## TECHNICAL SPECS

- One size ideal for inlays, borders and as a stand-alone
- Ideal for both residential and commercial applications
- Ideal for patios, walkways and residential vehicular applications
- Comprehensive library of installation patterns
- Surface and micro-chamfer are ADA-compliant and minimize wheelchair vibration

## QUALITY FOR LIFE

Every step of our manufacturing process incorporates rigorous research, testing and quality assurance. We demand the highest quality from each of our facilities across North America. We believe in creating world-class building products that stand the test of time. See our lifetime warranty at [Beldgard.com/Warranty](https://Beldgard.com/Warranty)

Due to the natural materials in our products, colors may vary from those shown on the cut sheet. We recommend viewing actual product samples to ensure the perfect color and finish for each project.

# MEGA-ARBEL®

Paver | 60mm

The look of flagstone is expressed by this paver's irregular shape, slightly uneven texture and large dramatic scale. False joints create a random look that adds to its natural appeal.



## PALLET INFORMATION

MEGA-ARBEL®		SQFT/ PALLET	UNITS/ LAYER	SQFT/ LAYER	LAYER/ PALLET	WEIGHT/ PALLET
60MM	15 3/8 x 21 x 2 3/8	104.4	6	8.7	12	2925

## SHAPES & SIZES

60MM



15 3/8 x 21 x 2 3/8



SAVANNAH



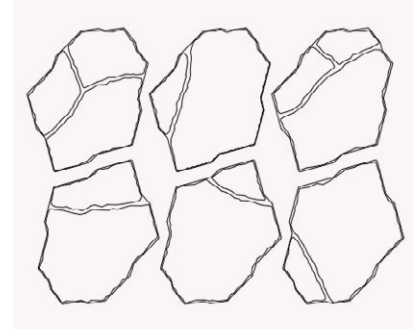
POTOMAC

## LEARN MORE

View the product page on [Belgard.com](https://www.belgard.com) for more information



## PALLET LAYOUT



## TECHNICAL SPECS

- Irregular interlocking system that utilizes a no-repeat pattern
- Ideal for walkways, patios and poolsides
- Singular shape with multiple false-joint\* face patterns for a random stone look

\*For best results with false-joint pavers, finish joints with Techniseal NextGel polymeric jointing sand

## QUALITY FOR LIFE

Every step of our manufacturing process incorporates rigorous research, testing and quality assurance. We demand the highest quality from each of our facilities across North America. We believe in creating world-class building products that stand the test of time. See our lifetime warranty at [Belgard.com/Warranty](https://www.belgard.com/Warranty)

Due to the natural materials in our products, colors may vary from those shown on the cut sheet. We recommend viewing actual product samples to ensure the perfect color and finish for each project.

# ORIGINS™ 6

## 3-Piece System | 60mm

Emulating the look and texture of natural stone, this paver system offers earthy tones and a slightly chiseled surface that blends with outdoor environments.



### PALLET INFORMATION

ORIGINS™ 6		SQFT/ PALLET	UNITS/ LAYER	SQFT/ LAYER	LAYER/ PALLET	WEIGHT/ PALLET
3-PIECE	3 x 6 x 2 <sup>3</sup> / <sub>8</sub>	120	16	12	10	3325
	6 x 6 x 2 <sup>3</sup> / <sub>8</sub>		16			
	6 x 9 x 2 <sup>3</sup> / <sub>8</sub>		16			

### SHAPES & SIZES

3-PIECE





ASHWOOD



AVONDALE



CHESWICK



IRON BAY



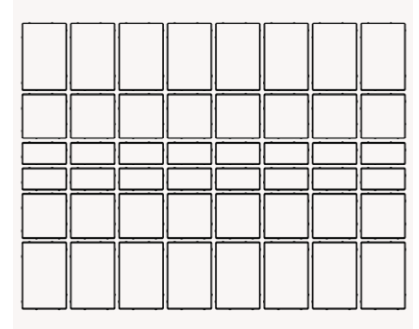
NEWPORT GRAY

## LEARN MORE

View the product page on [Belgard.com](https://www.belgard.com) for more information



### PALLET LAYOUT



### TECHNICAL SPECS

- True 3" increments for simplified design, quoting and ordering
- Compatible with all modular paver lines—look for Modular Sizing icon
- Modular dimensions reduce cuts, installation time, and waste
- Modular compatibility allows more creative pattern options
- Maximized pallet layout for jobsite efficiencies
- Ideal for patios, walkways and residential vehicular applications
- Can be used to construct ADA-compliant pavement

### QUALITY FOR LIFE

Every step of our manufacturing process incorporates rigorous research, testing and quality assurance. We demand the highest quality from each of our facilities across North America. We believe in creating world-class building products that stand the test of time. See our lifetime warranty at [Belgard.com/Warranty](https://www.belgard.com/Warranty)

Due to the natural materials in our products, colors may vary from those shown on the cut sheet. We recommend viewing actual product samples to ensure the perfect color and finish for each project.

# ORIGINS™ 12

## 3-Piece System | 60mm

Emulating the look and texture of natural stone, this paver system offers earthy tones and a slightly chiseled surface that blends with outdoor environments.



MODULAR  
SIZING



ACCESSIBLE  
SURFACE

### PALLET INFORMATION

ORIGINS™ 12		SQFT/ PALLET	UNITS/ LAYER	SQFT/ LAYER	LAYER/ PALLET	WEIGHT/ PALLET
3-PIECE	6 x 12 x 2 <sup>3</sup> / <sub>8</sub>	120	-	12	10	3516
	12 x 12 x 2 <sup>3</sup> / <sub>8</sub>		-			
	12 x 18 x 2 <sup>3</sup> / <sub>8</sub>		-			

### SHAPES & SIZES

#### 3-PIECE




6 x 12 x 2<sup>3</sup>/<sub>8</sub>



12 x 12 x 2<sup>3</sup>/<sub>8</sub>



12 x 18 x 2<sup>3</sup>/<sub>8</sub>



AVONDALE



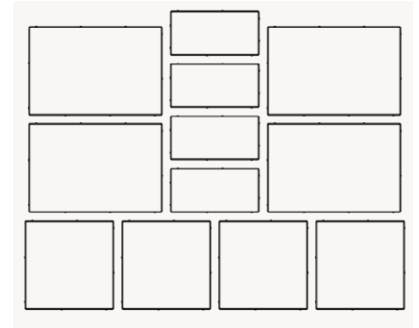
CHESWICK

## LEARN MORE

View the product page on [Belgard.com](https://www.belgard.com) for more information



### PALLET LAYOUT



### TECHNICAL SPECS

- True 3" increments for simplified design, quoting and ordering
- Compatible with all modular paver lines—look for Modular Sizing icon
- Modular dimensions reduce cuts, installation time, and waste
- Modular compatibility allows more creative pattern options
- Maximized pallet layout for jobsite efficiencies
- Ideal for patios, walkways and pool decks
- Can be used to construct ADA-compliant pavement

### QUALITY FOR LIFE

Every step of our manufacturing process incorporates rigorous research, testing and quality assurance. We demand the highest quality from each of our facilities across North America. We believe in creating world-class building products that stand the test of time. See our lifetime warranty at [Belgard.com/Warranty](https://www.belgard.com/Warranty)

Due to the natural materials in our products, colors may vary from those shown on the cut sheet. We recommend viewing actual product samples to ensure the perfect color and finish for each project.

# ORIGINS™ 12

## 3-Piece System | 60mm

Emulating the look and texture of natural stone, this paver system offers earthy tones and a chiseled face enriched with DuraFusion Technology for enhanced color, texture and wear-resistance.



MODULAR  
SIZING



DURAFUSION  
TECHNOLOGY



ACCESSIBLE  
SURFACE

### PALLET INFORMATION

ORIGINS™ 12		SQFT/ PALLET	UNITS/ LAYER	SQFT/ LAYER	LAYER/ PALLET	WEIGHT/ PALLET
3-PIECE	6 x 12 x 2 <sup>3</sup> / <sub>8</sub>	120	-	12	10	3180
	12 x 12 x 2 <sup>3</sup> / <sub>8</sub>		-			
	12 x 18 x 2 <sup>3</sup> / <sub>8</sub>		-			

### SHAPES & SIZES

#### 3-PIECE



6 x 12 x 2<sup>3</sup>/<sub>8</sub>



12 x 12 x 2<sup>3</sup>/<sub>8</sub>



12 x 18 x 2<sup>3</sup>/<sub>8</sub>



ASHWOOD 



CHESWICK 



IRON BAY 



NEWPORT GRAY 



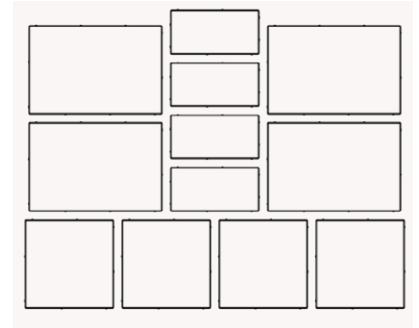
TEAK 

## LEARN MORE

View the product page on [Belgard.com](https://www.belgard.com) for more information



## PALLET LAYOUT



## TECHNICAL SPECS

- True 3" increments for simplified design, quoting and ordering
- Compatible with all modular paver lines—look for Modular Sizing icon
- Modular dimensions reduce cuts, installation time, and waste
- Modular compatibility allows more creative pattern options
- Maximized pallet layout for jobsite efficiencies
- Ideal for patios, walkways and pool decks
- Can be used to construct ADA-compliant pavement



### DuraFusion™ Technology

A bold, vibrant finish with a smoother, tighter texture.

## QUALITY FOR LIFE


Every step of our manufacturing process incorporates rigorous research, testing and quality assurance. We demand the highest quality from each of our facilities across North America. We believe in creating world-class building products that stand the test of time. See our lifetime warranty at [Belgard.com/Warranty](https://www.belgard.com/Warranty)

Due to the natural materials in our products, colors may vary from those shown on the cut sheet. We recommend viewing actual product samples to ensure the perfect color and finish for each project.

# ORIGINS™ 12

## 3-Piece System | 80mm

With the strength to support vehicular loads and the look of natural stone, this systems earthy tones and chiseled surface are enriched with DuraFusion Technology for a refined texture with enhanced color and wear-resistance.



MODULAR  
SIZING



DURAFUSION  
TECHNOLOGY



ACCESSIBLE  
SURFACE



DRIVEWAY  
APPROVED

### PALLET INFORMATION

ORIGINS™ 12		SQFT/ PALLET	UNITS/ LAYER	SQFT/ LAYER	LAYER/ PALLET	WEIGHT/ PALLET
3-PIECE	6 x 12 x 3 1/8	96	4	12	8	3180
	12 x 12 x 3 1/8		4			
	12 x 18 x 3 1/8		4			

### SHAPES & SIZES

#### 3-PIECE



6 x 12 x 3 1/8



12 x 12 x 3 1/8



12 x 18 x 3 1/8



ASHWOOD 



CHESWICK 



IRON BAY 



NEWPORT GRAY 



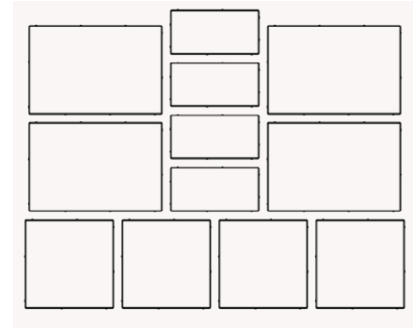
TEAK 

## LEARN MORE

View the product page on [Belgard.com](https://www.belgard.com) for more information




## PALLET LAYOUT



## TECHNICAL SPECS

- True 3" increments for simplified design, quoting and ordering
- Compatible with all modular paver lines—look for Modular Sizing icon
- Modular dimensions reduce cuts, installation time, and waste
- Modular compatibility allows more creative pattern options
- Maximized pallet layout for jobsite efficiencies
- Ideal for patios, walkways and residential driveways
- Can be used to construct ADA-compliant pavement

 **DuraFusion™ Technology**  
A bold, vibrant finish with a smoother, tighter texture.

## QUALITY FOR LIFE

Every step of our manufacturing process incorporates rigorous research, testing and quality assurance. We demand the highest quality from each of our facilities across North America. We believe in creating world-class building products that stand the test of time. See our lifetime warranty at [Belgard.com/Warranty](https://www.belgard.com/Warranty)

Due to the natural materials in our products, colors may vary from those shown on the cut sheet. We recommend viewing actual product samples to ensure the perfect color and finish for each project.

# ORIGINS™ 18

## 3-Piece System | 60mm

Emulating the look and texture of natural stone, this paver system offers earthy tones and a slightly chiseled surface that blends perfectly with outdoor environments.



MODULAR  
SIZING



ACCESSIBLE  
SURFACE

### PALLET INFORMATION

ORIGINS™ 18		SQFT/ PALLET	UNITS/ LAYER	SQFT/ LAYER	LAYER/ PALLET	WEIGHT/ PALLET
3-PIECE	9 x 18 x 2 <sup>3</sup> / <sub>8</sub>	112.5	-	11.25	10	3516
	18 x 18 x 2 <sup>3</sup> / <sub>8</sub>		-			
	18 x 27 x 2 <sup>3</sup> / <sub>8</sub>		-			

### SHAPES & SIZES

#### 3-PIECE



9 x 18 x 2<sup>3</sup>/<sub>8</sub>



18 x 18 x 2<sup>3</sup>/<sub>8</sub>



18 x 27 x 2<sup>3</sup>/<sub>8</sub>



ASHWOOD



AVONDALE



CHESWICK



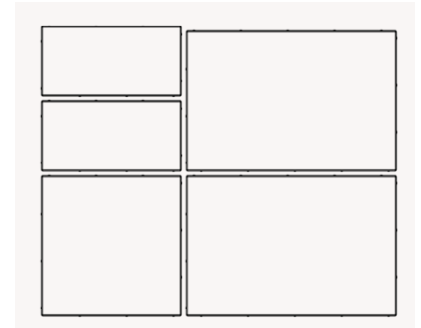
IRON BAY

## LEARN MORE

View the product page on [Beldgard.com](http://Belgard.com) for more information



## PALLET LAYOUT



## TECHNICAL SPECS

- True 3" increments for simplified design, quoting and ordering
- Compatible with all modular paver lines—look for Modular Sizing icon
- Modular dimensions reduce cuts, installation time, and waste
- Modular compatibility allows more creative pattern options
- Maximized pallet layout for jobsite efficiencies
- Ideal for patios, walkways and pool decks
- Can be used to construct ADA-compliant pavement

## QUALITY FOR LIFE


Every step of our manufacturing process incorporates rigorous research, testing and quality assurance. We demand the highest quality from each of our facilities across North America. We believe in creating world-class building products that stand the test of time. See our lifetime warranty at [Belgard.com/Warranty](http://Belgard.com/Warranty)

Due to the natural materials in our products, colors may vary from those shown on the cut sheet. We recommend viewing actual product samples to ensure the perfect color and finish for each project.

# ORIGINS™

Paver | 60mm

With a subtle chiseled stone face, this paver is an ideal choice for driveways, small patios, or for adding a touch of texture as a distinctive border, accent banding and inlaid design.



MODULAR  
SIZING



DRIVEWAY  
APPROVED



ACCESSIBLE  
SURFACE

## PALLET INFORMATION

ORIGINS™ PAVER		SQFT/ PALLET	UNITS/ LAYER	SQFT/ LAYER	LAYER/ PALLET	WEIGHT/ PALLET
60MM	6 x 9 x 2 <sup>3</sup> / <sub>8</sub>	120	-	12	10	3328

## SHAPES & SIZES

60MM



6 x 9 x 2<sup>3</sup>/<sub>8</sub>



BOURBON




MIDNIGHT

## LEARN MORE

View the product page on [Belgard.com](https://Belgard.com) for more information



### PALLET LAYOUT



### TECHNICAL SPECS

- True 3" increments for simplified design, quoting and ordering
- Compatible with all modular paver lines—look for Modular Sizing icon
- Modular dimensions reduce cuts, installation time, and waste
- Modular compatibility allows more creative pattern options
- Maximized pallet layout for jobsite efficiencies
- Ideal for walkways, patios, borders, accents and residential driveways
- Can be used to construct ADA-compliant pavement

### QUALITY FOR LIFE


Every step of our manufacturing process incorporates rigorous research, testing and quality assurance. We demand the highest quality from each of our facilities across North America. We believe in creating world-class building products that stand the test of time. See our lifetime warranty at [Belgard.com/Warranty](https://Belgard.com/Warranty)

Due to the natural materials in our products, colors may vary from those shown on the cut sheet. We recommend viewing actual product samples to ensure the perfect color and finish for each project.

# PAPYRUS™

## 3-Piece Paver | 60mm

An organic textural experience with elegance, this paver's unique face offers a hand-tooled look enriched with DuraFusion Technology for enhanced color, texture and wear-resistance.



### PALLET INFORMATION

PAPYRUS™		SQFT/ PALLET	UNITS/ LAYER	SQFT/ LAYER	LAYER/ PALLET	WEIGHT/ PALLET
3-PIECE	9 x 18 x 2 <sup>3</sup> / <sub>8</sub>	112.5	-	11.25	10	3038
	18 x 18 x 2 <sup>3</sup> / <sub>8</sub>		-			
	18 x 27 x 2 <sup>3</sup> / <sub>8</sub>		-			

### SHAPES & SIZES

#### 3-PIECE



9 x 18 x 2<sup>3</sup>/<sub>8</sub>



18 x 18 x 2<sup>3</sup>/<sub>8</sub>



18 x 27 x 2<sup>3</sup>/<sub>8</sub>



SCANDINA GRAY 

## LEARN MORE

View the product page on [Belgard.com](https://www.belgard.com) for more information



### TECHNICAL SPECS

- True 3" increments for simplified design, quoting and ordering
- Compatible with all modular paver lines—look for Modular Sizing icon
- Modular dimensions reduce cuts, installation time, and waste
- Modular compatibility allows more creative pattern options
- Maximized pallet layout for jobsite efficiencies
- Ideal for patios, walkways and pool decks
- Can be used to construct ADA-compliant pavement



#### DuraFusion™ Technology

A bold, vibrant finish with a smoother, tighter texture.



SEPIA 

### QUALITY FOR LIFE

Every step of our manufacturing process incorporates rigorous research, testing and quality assurance. We demand the highest quality from each of our facilities across North America. We believe in creating world-class building products that stand the test of time. See our lifetime warranty at [Belgard.com/Warranty](https://www.belgard.com/Warranty)

Due to the natural materials in our products, colors may vary from those shown on the cut sheet. We recommend viewing actual product samples to ensure the perfect color and finish for each project.

# TRAVERTINO

## 3-Piece Paver | 60mm

The upscale natural look of travertine with a slightly pitted surface defines this multi-piece system featuring DuraFusion Technology for enhanced color, texture and wear-resistance.



### PALLET INFORMATION

TRAVERTINO		SQFT/ PALLET	UNITS/ LAYER	SQFT/ LAYER	LAYER/ PALLET	WEIGHT/ PALLET
3-PIECE 60MM	6 x 12 x 2 $\frac{3}{8}$	120	-	12	10	3180
	12 x 12 x 2 $\frac{3}{8}$		-			
	12 x 18 x 2 $\frac{3}{8}$		-			

### SHAPES & SIZES

#### 3-PIECE | 60MM





CHESWICK 



DUNES 


## LEARN MORE

View the product page on [Belgard.com](https://www.belgard.com) for more information



### TECHNICAL SPECS

- True 3" increments for simplified design, quoting and ordering
- Compatible with all modular paver lines—look for Modular Sizing icon
- Modular dimensions reduce cuts, installation time, and waste
- Modular compatibility allows more creative pattern options
- Maximized pallet layout for jobsite efficiencies
- Ideal for patios, walkways and pool decks
- Can be used to construct ADA-compliant pavement

 **DuraFusion™ Technology**  
A bold, vibrant finish with a smoother, tighter texture.

### QUALITY FOR LIFE

Every step of our manufacturing process incorporates rigorous research, testing and quality assurance. We demand the highest quality from each of our facilities across North America. We believe in creating world-class building products that stand the test of time. See our lifetime warranty at [Belgard.com/Warranty](https://www.belgard.com/Warranty)

Due to the natural materials in our products, colors may vary from those shown on the cut sheet. We recommend viewing actual product samples to ensure the perfect color and finish for each project.

# TURFSTONE™

## Grid Paver | 80mm

An open lattice grid design offers turf or gravel infill, creating a unique hardscape design that works in harmony with nature.



### PALLET INFORMATION


TURFSTONE™		SQFT/ PALLET	UNITS/ LAYER	SQFT/ LAYER	LAYER/ PALLET	WEIGHT/ PALLET
80MM	15¾ x 23⅝ x 3⅞	133	5	12.8	10	2833

### SHAPES & SIZES

80MM



15¾ x 23⅝ x 3⅞




GRAY

## LEARN MORE

View the product page on [Belgard.com](https://www.belgard.com) for more information



## PALLET LAYOUT



## TECHNICAL SPECS

- Manufactured in accordance with ASTM C1319
- Open lattice grid design for turf infill
- 40% surface opening with void space for creating a grass pavement
- Applications include driveways, parking stalls, ramps, service and emergency access lanes

## QUALITY FOR LIFE


Every step of our manufacturing process incorporates rigorous research, testing and quality assurance. We demand the highest quality from each of our facilities across North America. We believe in creating world-class building products that stand the test of time. See our lifetime warranty at [Belgard.com/Warranty](https://www.belgard.com/Warranty)

Due to the natural materials in our products, colors may vary from those shown on the cut sheet. We recommend viewing actual product samples to ensure the perfect color and finish for each project.

# FOUNDATION™

Concrete Finish | 20mm

These pavers exude timeless sophistication and a uniform look achieved by a smooth, refined surface texture, polished concrete appearance and neutral color tones.



ACCESSIBLE  
SURFACE



v2 SLIGHT SHADE  
VARIATION

## PALLET INFORMATION

FOUNDATION™		SQFT/ PALLET	SQFT/ BOX	BOXES/ PALLET	PCS/ BOX	WEIGHT/ BOX	WEIGHT/ PALLET
24 X 24	23.54 x 23.54 x 3/4	275.04	7.64	36	2	67.84	2533.8

## SHAPES & SIZES

24 X 24



23.54 x 23.54 x 3/4



AMBER BEIGE 



SCANDINA GRAY 

## LEARN MORE

View the product page on [Belgard.com](https://www.belgard.com) for more information



## TECHNICAL SPECS

- Incredibly high breakage loads, up to 3,000 pounds
- Can be cleaned with normal household cleaners and even pressure washed with a low pressure washing device.\*
- High-density structure and ultra-low absorption rate provide a tight surface texture that fends off surface mold, moss, dirt and stains
- Unaffected by alkalis, acids, chemical agents, salt and other de-icing materials
- Structured top textures create non-slip surfaces
- Freeze-thaw resistant—100% frost-free and properties remain unaltered at temperatures ranging from -51.1° to + 60° C (-60°F to +140°F)
- Can be installed on a pedestal system for plaza and rooftop installations
- Suitable for ADA-compliant installations

\* It is important that all pressure washing of your porcelain pavers be done with a low pressure washer with a maximum of 1600 psi and nothing more powerful. When pressure washing your installation, care should be taken to prevent damage to the grout (adhesive and grout installations) and some re-sanding will be necessary when power washing an installation with sand or polymeric sand joints.

## QUALITY FOR LIFE

Every step of our manufacturing process incorporates rigorous research, testing and quality assurance. We demand the highest quality from each of our facilities across North America. We believe in creating world-class building products that stand the test of time. See our lifetime warranty at [Belgard.com/Warranty](https://www.belgard.com/Warranty)

Due to the natural materials in our products, colors may vary from those shown on the cut sheet. We recommend viewing actual product samples to ensure the perfect color and finish for each project.

# GENOA™

Stone Finish | 20mm

Subtle nuances of natural stone and a smooth, non-slip texture make this porcelain paver the choice for blending earthy tones with a weathered patina for timeless aesthetics.



**v2** SLIGHT SHADE VARIATION

 ACCESSIBLE SURFACE

## PALLET INFORMATION

GENOA		SQFT/ PALLET	SQFT/ BOX	BOXES/ PALLET	PCS/ BOX	WEIGHT/ BOX	WEIGHT/ PALLET
12 X 24	11.73 x 23.54 x 3/4	303.6	7.59	40	4	68.23	2807
24 X 24	23.54 x 23.54 x 3/4	275.04	7.64	36	2	67.84	2533.8

## SHAPES & SIZES

12 X 24



11.73 x 23.54 x 3/4

24 X 24



23.54 x 23.54 x 3/4



BLANCO 



CREMA 

## LEARN MORE

View the product page on [Belgard.com](https://www.belgard.com) for more information



## TECHNICAL SPECS

- Incredibly high breakage loads, up to 3,000 pounds
- Can be cleaned with normal household cleaners and even pressure washed with a low pressure washing device.\*
- High-density structure and ultra-low absorption rate provide a tight surface texture that fends off surface mold, moss, dirt and stains
- Unaffected by alkalis, acids, chemical agents, salt and other de-icing materials
- Structured top textures create non-slip surfaces
- Freeze-thaw resistant—100% frost-free and properties remain unaltered at temperatures ranging from -51.1° to + 60° C (-60°F to +140°F)
- Can be installed on a pedestal system for plaza and rooftop installations
- Suitable for ADA-compliant installations

\* It is important that all pressure washing of your porcelain pavers be done with a low pressure washer with a maximum of 1600 psi and nothing more powerful. When pressure washing your installation, care should be taken to prevent damage to the grout (adhesive and grout installations) and some re-sanding will be necessary when power washing an installation with sand or polymeric sand joints.

## QUALITY FOR LIFE

Every step of our manufacturing process incorporates rigorous research, testing and quality assurance. We demand the highest quality from each of our facilities across North America. We believe in creating world-class building products that stand the test of time. See our lifetime warranty at [Belgard.com/Warranty](https://www.belgard.com/Warranty)

Due to the natural materials in our products, colors may vary from those shown on the cut sheet. We recommend viewing actual product samples to ensure the perfect color and finish for each project.

# NOON

Wood Finish | 20mm

Warm and stylish, this contemporary expression of simplicity combines the look and feel of natural wood with the durability of porcelain.



**MIRAGE**  
INSPIRING BETTER LIVING

**v3** MODERATE SHADE VARIATION

**v4** HIGH SHADE VARIATION

 ACCESSIBLE SURFACE

 LOW SOLAR HEAT ABSORPTION

## PALLET INFORMATION

NOON		SQFT/ PALLET	SQFT/ BOX	BOXES/ PALLET	PCS/ BOX	WEIGHT/ BOX	WEIGHT/ PALLET
12 X 48	11.73 x 47.17	279	7.75	36	2	74	2664

## SHAPES & SIZES

12 X 48





DAYLIGHT | NN 01 ST 



EMBER | NN 02 ST 



HONEY | NN 03 ST 

## LEARN MORE

View the product page on [Belgard.com](https://www.belgard.com) for more information



### TECHNICAL SPECS

- Incredibly high breakage loads, up to 3,000 pounds
- Can be cleaned with normal household cleaners and even pressure washed with a low pressure washing device.\*
- High-density structure and ultra-low absorption rate provide a tight surface texture that fends off surface mold, moss, dirt and stains
- Unaffected by alkalis, acids, chemical agents, salt and other de-icing materials
- Structured top textures create non-slip surfaces.
- Freeze-thaw resistant—100% frost-free and properties remain unaltered at temperatures ranging from -51.1° to + 60° C (-60°F to +140°F)
- Suitable for ADA-compliant installations

\* It is important that all pressure washing of your porcelain pavers be done with a low pressure washer with a maximum of 1600 psi and nothing more powerful. When pressure washing your installation, care should be taken to prevent damage to the grout (adhesive and grout installations) and some re-sanding will be necessary when power washing an installation with sand or polymeric sand joints.

Due to the natural materials in our products, colors may vary from those shown on the cut sheet. We recommend viewing actual product samples to ensure the perfect color and finish for each project.

# NOVEMBER

Stone Finish | 20mm

Minimalist styling inspired by nature is found with this versatile porcelain paver. Characteristics of stone and cement embody its texture to offer a simple, yet elegant look.



**MIRAGE**  
INSPIRING BETTER LIVING

**v2** SLIGHT SHADE VARIATION

 LOW SOLAR HEAT ABSORPTION

 ACCESSIBLE SURFACE

## PALLET INFORMATION

NOVEMBER		SQFT/ PALLET	SQFT/ BOX	BOXES/ PALLET	PCS/ BOX	WEIGHT/ BOX	WEIGHT/ PALLET
24 X 24	23.54 x 23.54 x 3/4	232.5	7.75	30	2	72	2160

## SHAPES & SIZES


24 X 24



23.54 x 23.54 x 3/4



RAIN | NM 01  



WARM | NM 04  

## LEARN MORE

View the product page on [Belgard.com](https://www.belgard.com) for more information



### TECHNICAL SPECS

- Incredibly high breakage loads up to 3,000 pounds
- Can be cleaned with normal household cleaners and even pressure washed with a low pressure washing device.\*
- High-density structure and ultra-low absorption rate provide a tight surface texture that fends off surface mold, moss, dirt and stains
- Unaffected by alkalis, acids, chemical agents, salt and other de-icing materials
- Structured top textures create non-slip surfaces
- Freeze-thaw resistant—100% frost-free and properties remain unaltered at temperatures ranging from -51.1° to +60° C (-60°F to +140°F)
- Can be installed on a pedestal system for plaza and rooftop installations
- Suitable for ADA-compliant installations

\* It is important that all pressure washing of your porcelain pavers be done with a low pressure washer with a maximum of 1600 psi and nothing more powerful. When pressure washing your installation, care should be taken to prevent damage to the grout (adhesive and grout installations) and some re-sanding will be necessary when power washing an installation with sand or polymeric sand joints.

Due to the natural materials in our products, colors may vary from those shown on the cut sheet. We recommend viewing actual product samples to ensure the perfect color and finish for each project.

# QUARZITI 2.0

Stone Finish | 20mm

This interpretation of natural quartz incorporates a gentle shading effect with the authentic diversity and subtle iridescence of natural elements.



**v3** MODERATE SHADE VARIATION

 LOW SOLAR HEAT ABSORPTION

 ACCESSIBLE SURFACE

## PALLET INFORMATION

QUARZITI 2.0		SQFT/ PALLET	SQFT/ BOX	BOXES/ PALLET	PCS/ BOX	WEIGHT/ BOX	WEIGHT/ PALLET
24 X 24	23.54 x 23.54 x 3/4	232.5	7.75	30	2	72	2160

## SHAPES & SIZES

24 X 24



23.54 x 23.54 x 3/4




GLACIER | QR 01 NAT 



MOUNTAINS | QR 02 NAT 



WATERFALL | QR 03 NAT 

## LEARN MORE

View the product page on [Beldgard.com](https://Belgard.com) for more information



### TECHNICAL SPECS

- Incredibly high breakage loads, up to 3,000 pounds
- Can be cleaned with normal household cleaners and even pressure washed with a low pressure washing device.\*
- High-density structure and ultra-low absorption rate provide a tight surface texture that fends off surface mold, moss, dirt and stains
- Unaffected by alkalis, acids, chemical agents, salt and other de-icing materials
- Structured top textures create non-slip surfaces
- Freeze-thaw resistant—100% frost-free and properties remain unaltered at temperatures ranging from -51.1° to + 60° C (-60°F to +140°F)
- Can be installed on a pedestal system for plaza and rooftop installations
- Suitable for ADA-compliant installations

\* It is important that all pressure washing of your porcelain pavers be done with a low pressure washer with a maximum of 1600 psi and nothing more powerful. When pressure washing your installation, care should be taken to prevent damage to the grout (adhesive and grout installations) and some re-sanding will be necessary when power washing an installation with sand or polymeric sand joints.

Due to the natural materials in our products, colors may vary from those shown on the cut sheet. We recommend viewing actual product samples to ensure the perfect color and finish for each project.

# TRAVERTINI

Travertine Finish | 20mm

Resembling the natural texture of travertine, the smooth finish with the soft look of cross-cut stone, makes these large-format slabs upscale and timeless.



**v2** SLIGHT SHADE VARIATION

 LOW SOLAR HEAT ABSORPTION

 ACCESSIBLE SURFACE

## PALLET INFORMATION

TRAVERTINI		SQFT/ PALLET	SQFT/ BOX	BOXES/ PALLET	PCS/ BOX	WEIGHT/ BOX	WEIGHT/ PALLET
24 X 24	23.54 x 23.54 x 3/4	232.5	7.75	30	2	72	2160

## SHAPES & SIZES

24 X 24



23.54 x 23.54 x 3/4



LIGHT CROSS | EY 13 NAT  



MISTY CROSS | EY 14 NAT  

## LEARN MORE

View the product page on [Belgard.com](https://www.belgard.com) for more information



### TECHNICAL SPECS

- Incredibly high breakage loads, up to 3,000 pounds
- Can be cleaned with normal household cleaners and even pressure washed with a low pressure washing device.\*
- High-density structure and ultra-low absorption rate provide a tight surface texture that fends off surface mold, moss, dirt and stains
- Unaffected by alkalis, acids, chemical agents, salt and other de-icing materials
- Structured top textures create non-slip surfaces.
- Freeze-thaw resistant—100% frost-free and properties remain unaltered at temperatures ranging from -51.1° to + 60° C (-60°F to +140°F)
- Can be installed on a pedestal system for plaza and rooftop installations
- Suitable for ADA-compliant installations

\* It is important that all pressure washing of your porcelain pavers be done with a low pressure washer with a maximum of 1600 psi and nothing more powerful. When pressure washing your installation, care should be taken to prevent damage to the grout (adhesive and grout installations) and some re-sanding will be necessary when power washing an installation with sand or polymeric sand joints.

Due to the natural materials in our products, colors may vary from those shown on the cut sheet. We recommend viewing actual product samples to ensure the perfect color and finish for each project.

# UNICO 2.0

## Coping | 20mm

Enhance your outdoor spaces with this premium porcelain coping that provides a matching finish touch to Quarziti 2.0 and also complements Belgard's other porcelain paver lines.



**MIRAGE**  
INSPIRING BETTER LIVING

**v3** MODERATE SHADE VARIATION

 LOW SOLAR HEAT ABSORPTION

 ACCESSIBLE SURFACE

### PALLET INFORMATION

UNICO 2.0		SQFT/ PALLET	SQFT/ BOX	BOXES/ PALLET	PCS/ BOX	WEIGHT/ BOX	WEIGHT/ PALLET
COPING	11.62 x 23.54 x 3/4"	205.2	5.7	36	3	54	1944



### SHAPES & SIZES

COPING




11.62 x 23.54 x 3/4"




GLACIER | QR 01 NAT  



MOUNTAINS | QR 02 NAT 



WATERFALL | QR 03 NAT 

## LEARN MORE

View the product page on [Belgard.com](https://www.belgard.com) for more information



### TECHNICAL SPECS

- Porcelain coping features a sleek polished round edge
- Incredibly high breakage loads up to 3,000 pounds
- Use for steps or as coping for swimming pools
- High-density structure and ultra-low absorption rate provide a tight surface texture that fends off surface mold, moss, dirt and stains
- Unaffected by alkalis, acids, chemical agents, salt and other de-icing materials
- Structured top textures create non-slip surfaces
- Freeze-thaw resistant—100% frost-free and properties remain unaltered at temperatures ranging from -51.1° to +60° C (-60°F to +140°F)
- Suitable for ADA-compliant installations

Due to the natural materials in our products, colors may vary from those shown on the cut sheet. We recommend viewing actual product samples to ensure the perfect color and finish for each project.

# AB® CLASSIC

## Retaining

The natural and rugged appearance of this wall offers classic lines, a beveled edge and the look of split stone to blend seamlessly into any terrain.



RETAINING



STEPS



COLUMNS

### PALLET INFORMATION

AB® CLASSIC		SQFT/ PALLET	SQFT/ LAYER	LAYER/ PALLET	UNITS/ PALLET	WEIGHT/ PALLET
BLOCK	8 x 12 x 18	36	-	-	36	3132
CAP	4 x 18 x 12	60	-	-	60	3990
LEFT CORNER	8 x 8 x 16	54	-	-	54	3294
RIGHT CORNER	8 x 8 x 16	54	-	-	54	3294

### SHAPES & SIZES

BLOCK



8 x 12 x 18

CAP



4 x 18 x 12

LEFT CORNER



8 x 8 x 16

RIGHT CORNER



8 x 8 x 16



BUFF



GRAY



TOCCOA

## LEARN MORE

View the product page on [Belgard.com](https://www.belgard.com) for more information



## TECHNICAL SPECS

- Simple, functional dry stack stone with classic lines to address any grade changes
- The raised lip and notch lock each block in place for simple, functional and dependable construction
- Corners & Caps to provide beautiful finishing touches
- Gravity walls up to 4 feet\* including buried course
- Taller walls can be built using geosynthetic reinforcement when designed by a qualified engineer.

\*Gravity wall heights are based on project specific conditions and may be lower than this value

## QUALITY FOR LIFE

Every step of our manufacturing process incorporates rigorous research, testing and quality assurance. We demand the highest quality from each of our facilities across North America. We believe in creating world-class building products that stand the test of time. See our lifetime warranty at [Belgard.com/Warranty](https://www.belgard.com/Warranty)

Due to the natural materials in our products, colors may vary from those shown on the cut sheet. We recommend viewing actual product samples to ensure the perfect color and finish for each project.

# AB® METROPOLITAN

## Retaining

A smooth face with beveled edges and singular shape creates a sleek contemporary look for retaining walls and terraced landscapes.



RETAINING



STEPS



COLUMNS

### PALLET INFORMATION

	AB® METROPOLITAN	SQFT/ PALLET	SQFT/ LAYER	LAYER/ PALLET	UNITS/ PALLET	WEIGHT/ PALLET
BLOCK	7 $\frac{1}{8}$ x 12 x 18	36	-	-	40	2946
CAP	4 x 18 x 12	60	-	-	48	3293
LEFT CORNER	7 $\frac{1}{8}$ x 8 x 16	54	-	-	60	2974
RIGHT CORNER	7 $\frac{1}{8}$ x 8 x 16	54	-	-	60	2974

### SHAPES & SIZES

#### BLOCK



7 $\frac{1}{8}$  x 12 x 18

#### CAP



4 x 18 x 12

#### LEFT CORNER



7 $\frac{1}{8}$  x 8 x 16

#### RIGHT CORNER



7 $\frac{1}{8}$  x 8 x 16



SIENNA



GRAY GRANITE

## LEARN MORE

View the product page on [Belgard.com](https://www.belgard.com) for more information



### TECHNICAL SPECS

- Smooth, modern profile
- Matching smooth cap
- 6° setback
- Use as interlay with AB Collection walls
- Gravity walls up to 4 feet\* including buried course
- Taller walls can be built using geosynthetic reinforcement when designed by a qualified engineer.

\*Gravity wall heights are based on project specific conditions and may be lower than this value

### QUALITY FOR LIFE

Every step of our manufacturing process incorporates rigorous research, testing and quality assurance. We demand the highest quality from each of our facilities across North America. We believe in creating world-class building products that stand the test of time. See our lifetime warranty at [Belgard.com/Warranty](https://www.belgard.com/Warranty)

Due to the natural materials in our products, colors may vary from those shown on the cut sheet. We recommend viewing actual product samples to ensure the perfect color and finish for each project.

# ASHLAR TANDEM™

## Retaining | Freestanding

Virtual joints and a chiseled face create the look of a random stone facade for the versatile Tandem system that can build pillars, garden walls, and stylish outdoor kitchens and features.



RETAINING



FREESTANDING



FIRE PITS



KITCHEN



STEPS



COLUMNS

### PALLET INFORMATION

ASHLAR TANDEM™		SQFT/ PALLET	SQFT/ LAYER	LAYER/ PALLET	UNITS/ PALLET	WEIGHT/ PALLET
3-PIECE	7 x 13⅓ x 3	19.2	3.2	6	30	1750
	7 x 15⅓ x 3	23.55	3.92		30	
	7 x 18½ x 3	27.35	4.56		30	
COLUMN UNIT	7 x 18½ x 3	45	9	5	45	2306
CAP	3½ x 24 x 15	20 SF / 64 LF	2.5	8	32	1640

### SHAPES & SIZES

#### 3-PIECE



#### COLUMN UNIT




#### CAP



#### COLUMN CAP





AVONDALE



CHESWICK

## LEARN MORE

View the product page on [Belgard.com](https://www.belgard.com) for more information



## TECHNICAL SPECS

- Manufactured to consistent height tolerances
- Build curved or straight retaining or freestanding walls
- Easily create a variety of outdoor features like seat walls, columns, kitchens, and fire or water features
- Offered in 3 sizes to allow for design versatility and customization
- Minimum outside radius of 6'
- Freestanding walls up to 28"
- Engineered 90° corners
- Gravity walls up to 3 feet\* using a ½ inch setback per unit (4 degree system batter)
- Reinforced walls up to 8 feet
- Innovation system design speeds installation

\*Gravity wall heights are based on project specific conditions and may be lower than this value

## QUALITY FOR LIFE


Every step of our manufacturing process incorporates rigorous research, testing and quality assurance. We demand the highest quality from each of our facilities across North America. We believe in creating world-class building products that stand the test of time. See our lifetime warranty at [Belgard.com/Warranty](https://www.belgard.com/Warranty)

Due to the natural materials in our products, colors may vary from those shown on the cut sheet. We recommend viewing actual product samples to ensure the perfect color and finish for each project.

# CASTLEMANOR® GRANA

Retaining | Freestanding

The smooth face and clean lines of this versatile multi-piece wall system bring time-worn character to moderate height retaining walls, terraces and other hardscape features.



RETAINING



FREESTANDING



COLUMNS



FIRE PITS



KITCHEN



STEPS

## PALLET INFORMATION

CASTLEMANOR® GRANA		SQFT/ PALLET	SQFT/ LAYER	LAYER/ PALLET	UNITS/ PALLET	WEIGHT/ PALLET
3-PIECE	6 x 16 / 14 x 10	15.625	3.125	5	25	3431
	6 x 12 / 10 x 10	11.45	2.29		25	
	6 x 6 / 4 x 10	5.25	1.05		25	
CAP	3 x 10 x 12	-	-	6	72	2160

## SHAPES & SIZES

### 3-PIECE



### CAP





AVONDALE



TEAK

## LEARN MORE

View the product page on [Belgard.com](https://www.belgard.com) for more information



## TECHNICAL SPECS

- Multi-piece wall system for increased installation flexibility
- Ideal for small freestanding walls, parapet walls, seat benches, pilasters, columns and outdoor living environments
- Build curved or straight, freestanding or retaining walls
- Each unit can be used as an exposed end unit or a 90° corner unit for less cuts
- No patterns required for random look
- Used for gravity walls up to 2.5 feet\* at a near vertical batter or 3 feet\* using the 9.5 degree batter/1 inch setback per unit option.
- Taller walls can be built using geosynthetic reinforcement when designed by a qualified engineer.
- Minimum outside radius of 5 feet
- Minimum inside radius of 3 feet

\*Gravity wall heights are based on project specific conditions and may be lower than this value.

## QUALITY FOR LIFE


Every step of our manufacturing process incorporates rigorous research, testing and quality assurance. We demand the highest quality from each of our facilities across North America. We believe in creating world-class building products that stand the test of time. See our lifetime warranty at [Belgard.com/Warranty](https://www.belgard.com/Warranty)

Due to the natural materials in our products, colors may vary from those shown on the cut sheet. We recommend viewing actual product samples to ensure the perfect color and finish for each project.

# DIAMOND PRO®

## Retaining

The strongest in the Diamond series, the rough-hewn split stone face of Diamond Pro provides a classic look ideal for grade changes, terraced landscapes and tall walls.



RETAINING



COLUMNS



STEPS

### PALLET INFORMATION

DIAMOND PRO®		SQFT/ PALLET	SQFT/ LAYER	LAYER/ PALLET	UNITS/ PALLET	WEIGHT/ PALLET
UNIT	8 x 18 x 12	48	12	4	48	3874
COR- NER	8 x 18 x 9	-	-	-	40	3520
PRO CAP	4 x 12 x 18	96	12	8	64	4096

### SHAPES & SIZES

UNIT



8 x 18 x 12

CORNER



8 x 18 x 9

PRO CAP



4 x 12 x 18



CARRIAGE HOUSE



GRAY



TOCCOA



TAN

## LEARN MORE

View the product page on [Belgard.com](https://www.belgard.com) for more information



## TECHNICAL SPECS

- Ideal for retaining walls, steps and columns
- Large cores for ease in handling
- Matching corner and cap for a seamless appearance
- Gravity walls can be built up to 4 ft high\*, including buried course with a 7.1° batter
- Walls in excess of 50 ft high have been built with Diamond Pro when combined with geosynthetic reinforcement
- Minimum outside radius, measured from the top course to the front of the units: 4 ft
- Minimum inside radius, measured on the base course to the front of the units: 6 ft

\*Gravity wall heights are based on project specific conditions and may be lower than this value.

## QUALITY FOR LIFE

Every step of our manufacturing process incorporates rigorous research, testing and quality assurance. We demand the highest quality from each of our facilities across North America. We believe in creating world-class building products that stand the test of time. See our lifetime warranty at [Belgard.com/Warranty](https://www.belgard.com/Warranty)

Due to the natural materials in our products, colors may vary from those shown on the cut sheet. We recommend viewing actual product samples to ensure the perfect color and finish for each project.

# DIAMOND PRO® AIR SMOOTH

## Retaining

This innovative high-performance wall features a clean, contemporary look and is 30% lighter with efficiencies on every level.



RETAINING



STEPS



COLUMNS

### PALLET INFORMATION

DIAMOND PRO® AIR SMOOTH		SQFT/ PALLET	UNITS/ LAYER	SQFT/ LAYER	LAYER/ PALLET	WEIGHT/ PALLET
BLOCK	8 x 18 x 11½	36	9	9	4	1944
CORNER	8 x 18 x 9	24	12	12	2	1800
CAP	4 x 18 / 12 x 13	22.3	9	9	6	3078

### SHAPES & SIZES

#### BLOCK



8 x 18 x 11½

#### CORNER



8 x 18 x 9

#### 4" CAP



4 x 18 / 12 x 13



ANTHRACITE



HICKORY



SHADED GRAY

## LEARN MORE

View the product page on [Belgard.com](https://www.belgard.com) for more information



## TECHNICAL SPECS

- Can be installed as a gravity wall or geogrid-reinforced wall
- Weighing only 54 lbs., this 1 square foot block maximizes installation and shipping efficiencies
- Front lug design produces a 9/16" per unit setback for a 4° system batter
- Cores align for easy filling
- Built-in handholds for easy handling
- Top course is placed upside down in order to increase capping efficiency
- Near-vertical geogrid-reinforced retaining walls up to 12 feet tall
- Gravity walls up to 3' 4" high\*, including the buried course
- Minimum outside radius, measured on the top course to the front of the units: 4 feet
- Minimum inside radius, measured on the base course to the front of the units: 6 feet

\*Gravity wall heights are based on project specific conditions and may be lower than this value.

## QUALITY FOR LIFE

Every step of our manufacturing process incorporates rigorous research, testing and quality assurance. We demand the highest quality from each of our facilities across North America. We believe in creating world-class building products that stand the test of time. See our lifetime warranty at [Belgard.com/Warranty](https://www.belgard.com/Warranty)

Due to the natural materials in our products, colors may vary from those shown on the cut sheet. We recommend viewing actual product samples to ensure the perfect color and finish for each project.

# DIAMOND PRO® AIR STRAIGHT

## Retaining

With a rugged split-stone face and crisp edges, this lightweight block delivers an organic feel for retaining walls and terraced landscapes and is 30% lighter with efficiencies on every level.



RETAINING



COLUMNS



STEPS

### PALLET INFORMATION

DIAMOND PRO® AIR STRAIGHT		SQFT/ PALLET	SQFT/ LAYER	LAYER/ PALLET	UNITS/ PALLET	WEIGHT/ PALLET
UNIT	8 x 18 x 11½	36	-	-	-	-
PRO CAP	4 x 12 x 18	96	12	8	64	4096
CORNER	8 x 18 x 9	-	-	-	40	3520

### SHAPES & SIZES

UNIT



8 x 18 x 11½

PRO CAP



4 x 12 x 18

CORNER



8 x 18 x 9



CHARCOAL



GRAY



TAN



TOCCOA

## LEARN MORE

View the product page on [Belgard.com](https://www.belgard.com) for more information



## TECHNICAL SPECS

- Can be installed as a gravity wall or geogrid-reinforced wall
- Weighing only 54 lbs., this 1 square foot block maximizes installation and shipping efficiencies
- Front lug design produces a 9/16" per unit setback for a 4° system batter
- Cores align for easy filling
- Built-in handholds for easy handling
- Top course is placed upside down in order to increase capping efficiency
- Near-vertical geogrid-reinforced retaining walls up to 12 feet tall
- Gravity walls up to 3' 4" high\*, including the buried course
- Minimum outside radius, measured on the top course to the front of the units: 4 feet
- Minimum inside radius, measured on the base course to the front of the units: 6 feet

\*Gravity wall heights are based on project specific conditions and may be lower than this value.

## QUALITY FOR LIFE


Every step of our manufacturing process incorporates rigorous research, testing and quality assurance. We demand the highest quality from each of our facilities across North America. We believe in creating world-class building products that stand the test of time. See our lifetime warranty at [Belgard.com/Warranty](https://www.belgard.com/Warranty)

Due to the natural materials in our products, colors may vary from those shown on the cut sheet. We recommend viewing actual product samples to ensure the perfect color and finish for each project.

# HIGHLAND STONE® VIRTUAL JOINT

## Retaining

The rough-hewn face of this wall provides a natural stone aesthetic for infusing a look of hand-stacked rustic charm. Each block has a rugged, varied split-stone appearance.



RETAINING



STEPS



COLUMNS

### PALLET INFORMATION

HIGHLAND STONE® VIRTUAL JOINT		SQFT/ PALLET	SQFT/ LAYER	LAYER/ PALLET	UNITS/ PALLET	WEIGHT/ PALLET
UNIT	6 x 17¾ x 9	-	-	5	60	3300
HIGHLAND CAP	3 x 18 x 13	-	-	8	80	3380

### SHAPES & SIZES

UNIT



6 x 17¾ x 9

HIGHLAND CAP



3 x 18 x 13



CARRIAGE HOUSE



OXFORD CHARCOAL

## LEARN MORE

View the product page on [Belgard.com](https://www.belgard.com) for more information



### TECHNICAL SPECS

- Ideal for retaining walls, steps and columns
- Virtual joint creates a multipiece look with a single block
- Build straight or curved walls
- Rear-lip makes installation fast and accurate
- Freestanding walls up to 3' high\*, including burried course, but excluding cap
- Gravity walls up to 4' 6" high\*, including buried course
- Build taller walls using geosynthetic reinforcement when designed by a qualified engineer
- Minimum outside radius, measured on the top course to the front of the unit: 4 feet
- Minimum inside radius, measured on the base course to the front of the units: 8 feet

\*Allowable wall height may be lower than this based on site-specific conditions

### QUALITY FOR LIFE


Every step of our manufacturing process incorporates rigorous research, testing and quality assurance. We demand the highest quality from each of our facilities across North America. We believe in creating world-class building products that stand the test of time. See our lifetime warranty at [Belgard.com/Warranty](https://www.belgard.com/Warranty)

Due to the natural materials in our products, colors may vary from those shown on the cut sheet. We recommend viewing actual product samples to ensure the perfect color and finish for each project.

# MELVILLE™ WALL

## Garden | Freestanding

Distinctive smooth faces, subtle edges and clean design make this wall stand out for the modern aesthetics it provides. This system is comprised of a double-sided wall unit, along with a matching cap.



FREESTANDING



GARDEN



FIRE PITS



KITCHEN



STEPS



COLUMNS

### PALLET INFORMATION

MELVILLE™ WALL		SQFT/ PALLET	SQFT/ LAYER	LAYER/ PALLET	UNITS/ PALLET	WEIGHT/ PALLET
WALL BLOCK	4 x 20 x 10	26.67	-	6	-	2991
WEDGE	4 x 9½ x 8	19	-	6	72	1921
CAP	2 x 20 x 13	-	-	10	60	2430

### SHAPES & SIZES

#### WALL BLOCK



#### WEDGE



#### CAP





ANTHRACITE



HICKORY



SCANDINA GRAY



SHADED GRAY

## LEARN MORE

View the product page on [Belgard.com](https://Belgard.com) for more information



### TECHNICAL SPECS

- Versatile system creates garden walls, freestanding walls, fire pits, outdoor kitchens, steps and columns for a seamless design
- Matching cap provides a seamless aesthetic
- Integrate cap into wall design to create depth and custom appearance  
Multiple installation patterns
- Smooth face and aesthetics pair well with our pre-built Melville Series of fire and kitchen features
- Simplistic design allows for easy installation of walls and other outdoor features
- 2 foot maximum height is perfect for garden and planter walls

### QUALITY FOR LIFE


Every step of our manufacturing process incorporates rigorous research, testing and quality assurance. We demand the highest quality from each of our facilities across North America. We believe in creating world-class building products that stand the test of time. See our lifetime warranty at [Belgard.com/Warranty](https://Belgard.com/Warranty)

Due to the natural materials in our products, colors may vary from those shown on the cut sheet. We recommend viewing actual product samples to ensure the perfect color and finish for each project.

# WESTON STONE™

## Garden | Freestanding

Offering the look of tumbled cut stone, this wall block is double-sided for the design flexibility to create a wide variety of garden walls and outdoor living features.



FREESTANDING



GARDEN



FIRE PITS



KITCHEN



STEPS



COLUMNS

### PALLET INFORMATION

WESTON STONE™		SQFT/ PALLET	SQFT/ LAYER	LAYER/ PALLET	UNITS/ PALLET	WEIGHT/ PALLET
2-PIECE	4 x 12 / 9 x 8	39	3.3	88	-	3525
	4 x 8 / 5 x 8					
UNIVERSAL	4 x 12 x 8	39.96	6.66	6	120	3840

### SHAPES & SIZES

#### 2-PIECE



4 x 12 / 9 x 8



4 x 8 / 5 x 8

#### UNIVERSAL



4 x 12 x 8



AVONDALE



TEAK



MIDNIGHT

## LEARN MORE

View the product page on [Belgard.com](https://www.belgard.com) for more information



### TECHNICAL SPECS

- Plantable wall designs and columns can be easily created
- Create a wide variety of custom outdoor living features including kitchens, built-in seating and fire features
- Build curved or straight walls
- Build freeform walls with minimal cuts
- Can be used to build gravity walls up to 2 feet high\*, including the buried course
- Minimum outside radius, measured on the top course to the front of the units: 5 feet
- Minimum inside radius, measured on the base course to the front of the units: 3 feet

\*Gravity wall heights are based on project specific conditions and may be lower than this value.

### QUALITY FOR LIFE

Every step of our manufacturing process incorporates rigorous research, testing and quality assurance. We demand the highest quality from each of our facilities across North America. We believe in creating world-class building products that stand the test of time. See our lifetime warranty at [Belgard.com/Warranty](https://www.belgard.com/Warranty)

Due to the natural materials in our products, colors may vary from those shown on the cut sheet. We recommend viewing actual product samples to ensure the perfect color and finish for each project.

# FOUNTAINHEAD

## Coping | 60mm

The rounded lip and 4-inch drop of this bullnose coping provides an elegant alternative to the traditional look and allows for the easy creation of multilevel pool features.



### PALLET INFORMATION

FOUNTAINHEAD COPING		LNFT/ PALLET	LNFT/ LAYER	LAYER/ PALLET	UNITS/ PALLET	WEIGHT/ PALLET
COPING	4 x 9 x 1 <sup>3</sup> / <sub>16</sub> 4 inch drop	60	-	4	180	1542

### SHAPES & SIZES

#### COPING



4 x 9 x 1<sup>3</sup>/<sub>16</sub>  
4 inch drop

## LEARN MORE

View the product page on [Belgard.com](https://www.belgard.com) for more information



### TECHNICAL SPECS

- Bullnose edge and 4-inch drop
- Rounded edges protect feet and hands when getting out of a pool or going up and down steps
- Offers a stylish, textured edge to blend seamlessly with patios
- Helps pool or spa hold its shape by keeping walls straight and rigid, and protects surrounding area from water damage

CHARCOAL



### QUALITY FOR LIFE

Every step of our manufacturing process incorporates rigorous research, testing and quality assurance. We demand the highest quality from each of our facilities across North America. We believe in creating world-class building products that stand the test of time. See our lifetime warranty at [Belgard.com/Warranty](https://www.belgard.com/Warranty)

Due to the natural materials in our products, colors may vary from those shown on the cut sheet. We recommend viewing actual product samples to ensure the perfect color and finish for each project.

CHESTNUT

# DELMARO

## Coping | 60mm

Contemporary styling in a small-format size creates a clean, continuous finished look of freeform pool and step designs.



MODULAR  
SIZING

### PALLET INFORMATION


DELMARO		LNFT/ PALLET	UNITS/ LAYER	LNFT/ LAYER	LAYER/ PALLET	WEIGHT/ PALLET
COPING 60MM	6 x 12 x 2 <sup>3</sup> / <sub>8</sub>	54	36	18	3	1580

### SHAPES & SIZES

COPING | 60MM




6 x 12 x 2<sup>3</sup>/<sub>8</sub>



BOURBON



FOG



MIDNIGHT



PEARL

## LEARN MORE

View the product page on [Belgard.com](https://www.belgard.com) for more information



## TECHNICAL SPECS

- Easily follows both straight and curved pools and step edges
- Sized for freeform and radius applications difficult for larger units
- Front finished edge provides a clean waterline or tread detail
- True 3" incremental sizing compatible with all modular paver styles—look for Modular Sizing icon
- Edge detail matches Dimensions and Origins pavers for consistent transitions
- Modular dimensions simplify estimating and ordering
- Sizing and dimensions simplify installation and reduce cuts and waste

## QUALITY FOR LIFE

Every step of our manufacturing process incorporates rigorous research, testing and quality assurance. We demand the highest quality from each of our facilities across North America. We believe in creating world-class building products that stand the test of time. See our lifetime warranty at [Belgard.com/Warranty](https://www.belgard.com/Warranty)

Due to the natural materials in our products, colors may vary from those shown on the cut sheet. We recommend viewing actual product samples to ensure the perfect color and finish for each project.

# GRAVA

## Coping | 60mm

Enriched with DuraFusion Technology for enhanced color, texture and durability, the large-format shape and natural slate texture bring timeless, stone-inspired style to pools, steps, walls and outdoor features.

AVAILABLE SPRING 2026



MODULAR  
SIZING



DURAFUSION  
TECHNOLOGY



FIRE PITS



STEP TREADS

### PALLET INFORMATION

GRAVA		LNFT/ PALLET	UNITS/ LAYER	LNFT/ LAYER	LAYER/ PALLET	WEIGHT/ PALLET
COPING 60MM	36 x 15 x 2 3/8	54	3	9	6	3222

### SHAPES & SIZES

COPING | 60MM



36 x 15 x 2 3/8




ASHWOOD 



CHESWICK 



IRON BAY 



NEWPORT GRAY 



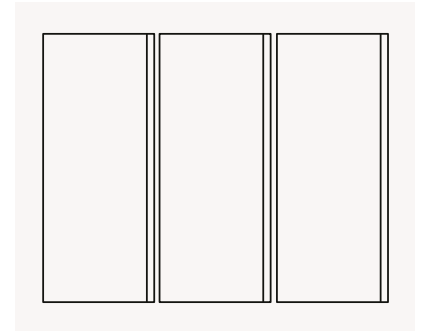
TEAK 

## LEARN MORE

View the product page on [Belgard.com](https://www.belgard.com) for more information



## PALLET LAYOUT



## TECHNICAL SPECS

- Finishes straight pools, steps and wall caps with one coordinated look
- Front finished edge provides a clean waterline or tread detail
- True 3" incremental sizing compatible with all modular paver styles—look for Modular Sizing icon
- Edge detail and texture matches Origins pavers for consistent transitions
- Modular dimensions simplify estimating and ordering
- Sizing and dimensions simplify installation and reduce cuts and waste
- Large format, DuraFusion coping option for ultra premium finish

### **DuraFusion™ Technology**

A bold, vibrant finish with a smoother, tighter texture.

## QUALITY FOR LIFE

Every step of our manufacturing process incorporates rigorous research, testing and quality assurance. We demand the highest quality from each of our facilities across North America. We believe in creating world-class building products that stand the test of time. See our lifetime warranty at [Belgard.com/Warranty](https://www.belgard.com/Warranty)

Due to the natural materials in our products, colors may vary from those shown on the cut sheet. We recommend viewing actual product samples to ensure the perfect color and finish for each project.

# MARINA™

## Coping | 60mm

The smooth surface texture and refined, rounded edges make this bullnose coping a classic finishing touch to enhance pools and a variety of outdoor features.




### PALLET INFORMATION

MARINA™ COPING		LNFT/ PALLET	LNFT/ LAYER	LAYER/ PALLET	UNITS/ PALLET	WEIGHT/ PALLET
COPING	6 x 12 x 2 <sup>3</sup> / <sub>8</sub>	84	-	-	168	2520

### SHAPES & SIZES

COPING



6 x 12 x 2<sup>3</sup>/<sub>8</sub>



ALPINE



BOURBON



MIDNIGHT



SIENNA

## LEARN MORE

View the product page on [Belgard.com](https://www.belgard.com) for more information



## TECHNICAL SPECS

- Rounded edges protect feet and hands when getting out of a pool or going up and down steps
- Provides a finished edge that blends seamlessly with patios and pool decks
- Helps pool or spa hold its shape by keeping walls straight and rigid, and protects surrounding area from water damage
- Can be used to provide a finishing touch to steps, planters, walkways, and terraced patios

## QUALITY FOR LIFE


Every step of our manufacturing process incorporates rigorous research, testing and quality assurance. We demand the highest quality from each of our facilities across North America. We believe in creating world-class building products that stand the test of time. See our lifetime warranty at [Belgard.com/Warranty](https://www.belgard.com/Warranty)

Due to the natural materials in our products, colors may vary from those shown on the cut sheet. We recommend viewing actual product samples to ensure the perfect color and finish for each project.

# MELVILLE™

## Curb

The smooth, contemporary finish of this curb perfectly complements any paver. Its unique length and sleek design allows for versatility and transitions with modern style.



### PALLET INFORMATION


MELVILLE™ CURB		LNFT/ PALLET	LNFT/ LAYER	LAYER/ PALLET	UNITS/ PALLET	WEIGHT/ PALLET
CURB	4 <sup>7</sup> / <sub>8</sub> x 6 <sup>1</sup> / <sub>2</sub> x 23 <sup>5</sup> / <sub>8</sub>	96	24	4	48	2480

### SHAPES & SIZES

CURB



4<sup>7</sup>/<sub>8</sub> x 6<sup>1</sup>/<sub>2</sub> x 23<sup>5</sup>/<sub>8</sub>



BOURBON



FOG



MIDNIGHT



PEARL

## LEARN MORE

View the product page on [Belgard.com](https://Belgard.com) for more information



## TECHNICAL SPECS

- Elongated shape for efficient installation
- Perfect complement for oversized slabs and pavers
- Elegant finishing touch for driveways, walkways and gardens
- Pairs well with Melville walls and fire features
- Bury the course for low-profile curbing or lay at full height for a more dimensional look

## QUALITY FOR LIFE

Every step of our manufacturing process incorporates rigorous research, testing and quality assurance. We demand the highest quality from each of our facilities across North America. We believe in creating world-class building products that stand the test of time. See our lifetime warranty at [Belgard.com/Warranty](https://Belgard.com/Warranty)


Due to the natural materials in our products, colors may vary from those shown on the cut sheet. We recommend viewing actual product samples to ensure the perfect color and finish for each project.

# MODENA

## Coping | 60mm

Enriched with DuraFusion Technology for enhanced color, texture and durability, this large-format coping with a smooth, architectural face finishes pools, steps, walls and outdoor features with a clean modern edge.

AVAILABLE SPRING 2026



MODULAR  
SIZING



DURAFUSION  
TECHNOLOGY



FIRE PITS



STEPS

### PALLET INFORMATION


MODENA		LNFT/ PALLET	UNITS/ LAYER	LNFT/ LAYER	LAYER/ PALLET	WEIGHT/ PALLET
COPING 60MM	36 x 15 x 2 3/8	54	3	9	6	3222

### SHAPES & SIZES

COPING | 60MM



36 x 15 x 2 3/8



ANTHRACITE 



HICKORY 



SCANDINA GRAY 



SEPIA 



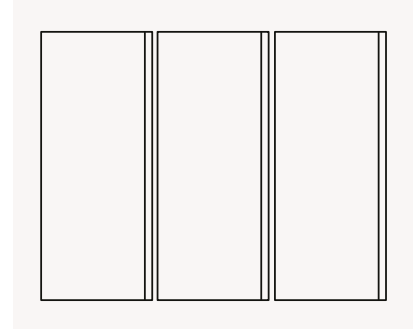
SHADED GRAY 

## LEARN MORE

View the product page on [Beldgard.com](https://Belgard.com) for more information



## PALLET LAYOUT



## TECHNICAL SPECS

- Finishes straight pools, steps and wall caps with one coordinated look
- Front finished edge for a clean waterline or tread detail
- True 3" incremental sizing compatible with all modular paver styles—look for Modular Sizing icon
- Edge detail matches Dimensions and Origins pavers for consistent transitions
- Modular dimensions simplify estimating and ordering
- Sizing and dimensions simplify installation and reduce cuts and waste
- Large format, DuraFusion coping option for ultra premium finish

### **DuraFusion™ Technology**

A bold, vibrant finish with a smoother, tighter texture.

## QUALITY FOR LIFE

Every step of our manufacturing process incorporates rigorous research, testing and quality assurance. We demand the highest quality from each of our facilities across North America. We believe in creating world-class building products that stand the test of time. See our lifetime warranty at [Beldgard.com/Warranty](https://Belgard.com/Warranty)

Due to the natural materials in our products, colors may vary from those shown on the cut sheet. We recommend viewing actual product samples to ensure the perfect color and finish for each project.

# ANGLIA EDGER®

## Edger

Large edger units feature a chiseled finish and tapered edges to provide an elegant complement to driveways, patios, walkways and flowerbeds.




### PALLET INFORMATION

ANGLIA EDGER®		LNFT/ PALLET	LNFT/ LAYER	LAYER/ PALLET	UNITS/ PALLET	WEIGHT/ PALLET
4-PIECE	5¼ x 8½ x 8	-	-	-	12	2726
	5¼ x 10½ x 8	-	-	-	12	
	5¼ x 15½ x 8	-	-	-	12	
	5¼ x 18 x 8	-	-	-	24	

### SHAPES & SIZES

#### 4-PIECE





COTSWOLD MIST

## LEARN MORE

View the product page on [Belgard.com](https://www.belgard.com) for more information



### TECHNICAL SPECS

- Tapered ends create either curves or straight installation
- 8" height simulates natural stone curbing
- Multiple lengths offer a random look and flexible installation
- Large scale pieces create efficient installation



GASCONY TAN

### QUALITY FOR LIFE


Every step of our manufacturing process incorporates rigorous research, testing and quality assurance. We demand the highest quality from each of our facilities across North America. We believe in creating world-class building products that stand the test of time. See our lifetime warranty at [Belgard.com/Warranty](https://www.belgard.com/Warranty)

Due to the natural materials in our products, colors may vary from those shown on the cut sheet. We recommend viewing actual product samples to ensure the perfect color and finish for each project.

# LANDINGS™

## Step Unit

The chiseled look of quarried limestone on the step tread and rise adds grand style to landscape level changes, while the smooth face of the remaining sides allows for greater design flexibility.



### PALLET INFORMATION

	LANDINGS™ STEP	LNFT/ PALLET	LNFT/ LAYER	LAYER/ PALLET	UNITS/ PALLET	WEIGHT/ PALLET
UNIT	6 x 48 x 18	-	-	3	6	810

### SHAPES & SIZES


UNIT



6 x 48 x 18



BLU STONE



MIDNIGHT



MOONLIGHT

## LEARN MORE

View the product page on [Beldgard.com](https://Belgard.com) for more information



### TECHNICAL SPECS

- Double-sided texture and two unique faces on the rise allow steps to be rotated for optimal aesthetics
- Smooth sides allow steps to be placed side by side for longer treads
- Granite-like texture on tread surface
- Even bottom and consistent size offer installation ease
- Palletized for easy removal by skid-steer loader
- Dry-cast production provides consistent color throughout unit
- Riser faces are uniquely designed to nest together, creating an optional landing with a narrow joint

### QUALITY FOR LIFE

Every step of our manufacturing process incorporates rigorous research, testing and quality assurance. We demand the highest quality from each of our facilities across North America. We believe in creating world-class building products that stand the test of time. See our lifetime warranty at [Beldgard.com/Warranty](https://Belgard.com/Warranty)

Due to the natural materials in our products, colors may vary from those shown on the cut sheet. We recommend viewing actual product samples to ensure the perfect color and finish for each project.

# ARTFORMS™

## Modular Panel System

Innovative large-format modular panels offer contemporary lines and the versatility to create unlimited architectural features for outdoor living spaces.



### PALLET INFORMATION

ARTFORMS™		SQFT/ PALLET	SQFT/ LAYER	LAYER/ PALLET	UNITS/ PALLET	WEIGHT/ PALLET
OPEN END	18 x 36 x 3	81	9	9	9	2745
CLOSE END	18 x 36 x 3				9	
OPEN END	6 x 36 x 3	31.5	10.5	3	3	1095
CLOSE END	6 x 36 x 3				18	

### SHAPES & SIZES

#### 18 X 36



18 x 36 x 3  
Pallets contain both open and close ended units

#### 6 X 36



6 x 36 x 3  
Pallets contain both open and close ended units

#### INSTALLATION HARDWARE\*



ANCHOR SLIDE & NUT  
50 units per box



JOINING PLATE  
10 units per box



OUTER CORNER  
10 units per box



INNER CORNER  
10 units per box



STRETCHER  
10 units per box

\*Installation hardware is sold separately



ANTHRACITE



HICKORY



SCANDINA GRAY

## LEARN MORE

View the product page on [Belgard.com](https://Belgard.com) for more information



### TECHNICAL SPECS

- Large format high-strength concrete panels
- Mechanically fastened with stainless steel hardware
- Ideal for outdoor living projects of all sizes
- Suitable for rooftop applications
- Efficient installation with minimal waste
- Minimal disruption for property owner
- Easily added to existing projects
- Endless design possibilities for outdoor living features including seat walls, fire and water features, planters, and outdoor kitchens

### QUALITY FOR LIFE

Every step of our manufacturing process incorporates rigorous research, testing and quality assurance. We demand the highest quality from each of our facilities across North America. We believe in creating world-class building products that stand the test of time. See our lifetime warranty at [Belgard.com/Warranty](https://Belgard.com/Warranty)

Due to the natural materials in our products, colors may vary from those shown on the cut sheet. We recommend viewing actual product samples to ensure the perfect color and finish for each project.

# MELVILLE™

## Fire Pit

Special wedge-shaped blocks of our smooth-faced Melville Wall create this circular fire pit to perfectly complement our Melville Series of walls and outdoor features.



### ROUND FIRE PIT

- 54 $\frac{3}{8}$ " outside diameter
- 34 $\frac{3}{8}$ " inside diameter
- Stacks 4 rows high
- Cap sold separately
- Elements inserts sold separately
- Pallet Weight: 1932

### SHAPES & SIZES

#### WEDGE



4 x 9 $\frac{1}{2}$  x 10

#### FIRE INSERT



Item #70580597  
Elements 34" Smoke-less  
Wood Fire Pit Insert

#### GAS INSERT



Item #70585063  
Elements 34" Round Gas  
Fire Pit Burner Kit



ANTHRACITE



HICKORY



SCANDINA GRAY



SHADED GRAY

## LEARN MORE

View the product page on [Belgard.com](https://www.belgard.com) for more information



## TECHNICAL SPECS

- Special wedge-shaped blocks of Melville Wall
- Coordinates with the Melville Series of kitchen and fire features
- Pallet includes all blocks needed to complete circular fire pit

## QUALITY FOR LIFE

Every step of our manufacturing process incorporates rigorous research, testing and quality assurance. We demand the highest quality from each of our facilities across North America. We believe in creating world-class building products that stand the test of time. See our lifetime warranty at [Belgard.com/Warranty](https://www.belgard.com/Warranty)

Due to the natural materials in our products, colors may vary from those shown on the cut sheet. We recommend viewing actual product samples to ensure the perfect color and finish for each project.

# WESTON STONE™

## Fire Pit Kit

With the look of tumbled cut stone, this fire pit makes a beautiful addition to any outdoor living space and is the ideal complement to projects with Weston Stone walls.




### ROUND FIRE PIT

- 58" outside diameter
- 39.5" inside diameter
- Stacks 16" tall
- Fire pit insert with grill grate is included
- Pallet Weight: 1932

### SHAPES & SIZES

#### KIT





AVONDALE



TEAK



MIDNIGHT

## LEARN MORE

View the product page on [Belgard.com](https://www.belgard.com) for more information



### TECHNICAL SPECS

- Quick and easy to assemble with all needed wall units on a single pallet
- A beautiful complement to projects with Weston Stone™ walls
- Inserts included in kit

### QUALITY FOR LIFE

Every step of our manufacturing process incorporates rigorous research, testing and quality assurance. We demand the highest quality from each of our facilities across North America. We believe in creating world-class building products that stand the test of time. See our lifetime warranty at [Belgard.com/Warranty](https://www.belgard.com/Warranty)

Due to the natural materials in our products, colors may vary from those shown on the cut sheet. We recommend viewing actual product samples to ensure the perfect color and finish for each project.

ENHANCED OUTDOOR LIVING

# COMPLETE THE VISION

Appliances & Accents



WANT MORE KITCHEN, FIRE OR WATER FEATURES?

ElementsHome.com



## FIRE PITTS & BOWLS

Artisan fire features and planters to enhance the style of any space.



Artisan Cast Stone Rectangle Fire Pit




Artisan Cast Stone Square Bowl

## FIRE PIT INSERTS

Burner kits and inserts for easy installation of fire features.



Elements Round Gas Fire Pit Burner Kit




Smoke-less Fire Pit Insert

# ARTFORMS™ + ELEMENTS™

Our Artforms™ Modular Panel System is designed to work seamlessly with Elements™ appliances and accessories for the efficient installation of contemporary outdoor kitchens and living rooms.

## Pro Tip

Set yourself up for repeat business by phasing projects: Start with a patio now—add a kitchen next season!



## OUTDOOR COOKING (carts available for freestanding options)

Gourmet cooking appliances for outfitting outdoor kitchens with grills, burners, smokers and more.



Elements Blue Diamond Kamado



Elements Griddle



Elements Pro Built-In Grill

## OUTDOOR KITCHEN STORAGE

Storage and refrigeration for enhancing functionality.



Elements 2-Bin Trash Door



Elements Double Drawers



Elements 22" Outdoor Refrigerator



WESTON  
OF THE SOUTH



BELGARD



BELGARD  
PAVES THE WAY



BELGARD  
PAVES THE WAY



BELGARD  
PAVES THE WAY

OLDCASTLE

# RESOURCES FOR EVERY STEP

EXPLORE LAYING PATTERNS,  
DESIGN TOOLS, AND BUSINESS  
RESOURCES THAT MAKE EVERY  
PROJECT EASIER AND EVERY  
RESULT EXCEPTIONAL



EXPLORE THE 2026

# COLOR OFFERINGS

With so many shades, hues and variations, we've made it easy to create the exact aesthetic and personality to fit each vision.

\*Available in Pavers Only \*\*Available in Walls Only

## Solid Colors

Products with a consistent color tone throughout are primarily used for design accents or to create a neutral backdrop.



GRAY



MIDNIGHT



MOONLIGHT\*




TAN



ROSEWOOD\*



BOURBON\*



FOG



PEARL

## Tone-on-Tone Colors

Subtle shifts in shade and tone within the same color family are often used to create a contemporary look.



SCANDINA GRAY



SHADED GRAY



ANTHRACITE



GRAY GRANITE



HICKORY



SEPIA\*

Due to the natural materials in our products, colors may vary from those shown in our catalog. We recommend viewing actual product samples to ensure the perfect color and finish for each project.

# Blended Colors

Blends of three or more complementary or contrasting colors create a more dramatic look.



CHESWICK



OXFORD CHARCOAL\*\*



ASHWOOD



IRON BAY



SIENNA\*\*



AVONDALE



CARRIAGE HOUSE\*\*




COUNTRY BLEND\*



TOCCOA\*\*



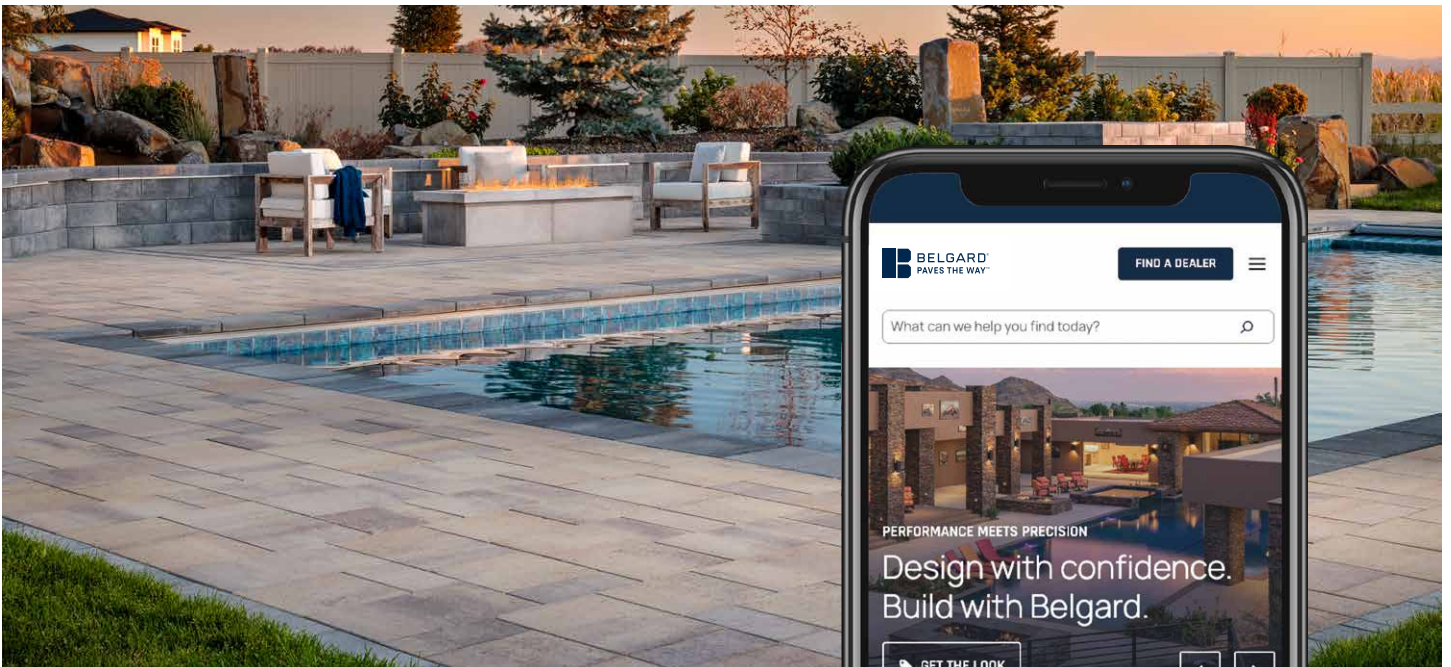
NAPOLI\*



GEORGIA BLEND\*

## GO BEYOND COLOR

Discover how color is just the beginning. Explore [Belgard.com](http://Belgard.com) for endless inspiration and complete your outdoor living vision with local products.



**BELGARD**  
PAVES THE WAY™

FIND A DEALER

What can we help you find today?

PERFORMANCE MEETS PRECISION

Design with confidence.  
Build with Belgard.

GET THE LOOK


Explore Products

## PAVER TECHNOLOGY GUIDE

# OPTIONS THAT PERFORM FOR EVERY LIFESTYLE

Choose textures and tones for the desired look, with performance engineered for how the space will be used. No matter the climate or site conditions, the right paver technology stands up to everyday life and delivers lasting style.

The Right Paver Technology for the Right Project, Every Time.



### Core Mix

A staple in outdoor patio design, offering consistent color through the whole paver to minimize wear.



### DuraFusion™

Ideal for design-forward projects and regions with harsh or unpredictable weather.




### DuraFusion™ + ColorTech™

Ultimate protection offers lasting durability, bold texture, and vibrant color.



**DURAFUSION**  
Papyrus



**DURAFUSION + COLORTECH**  
Dimensions Slab




**CORE MIX**  
Geometric Shapes

**DURAFUSION**  
Dimensions 6 x 9

**CORE MIX**  
Dimensions 12 x 24

**DURAFUSION + COLORTECH**  
Brooklyn



**CORE MIX**  
Origins 18



**DURAFUSION**  
Origins 12

**DURAFUSION + COLORTECH**  
Brooklyn

PROTECT THEIR INVESTMENT

# MAINTENANCE & PROTECTION

For 40 years, Techniseal® products have been trusted by residential and commercial hardscape installers. As a one-stop shop, Belgard offers Techniseal sealers, adhesives and edging to achieve long-lasting results.



WANT MORE  
PRODUCT OPTIONS?

[Belgard.com/Techniseal](http://Belgard.com/Techniseal)



## REMOVE STAINS

Tackle tough surface stains with specially formulated stain removers.



Rust stain remover



Dirt & grease stain remover

## ELIMINATE EFFLORESCENCE

Maintain and restore the beauty of your hardscape surfaces.



Paver restorer removes haze created by some polymeric sands



Paver Prep dislodges efflorescence and ground-in dirt

## PREVENT WEEDS & EROSION


Enhance aesthetics, durability and stability of paver projects.



The smart choice for everyday installations



High-performance, the only real no-haze, no-dust alternative



### Maintenance Tip

Allow pavers to cure prior to sealant application. Discuss with your representative, as cure time varies by climate. Maintain the long-term beauty of pavers by cleaning and resealing every 3 to 5 years.



### STAIN RESISTANCE

Protect pavers or enhance color with top quality sealers.



Natural look with matte finish, preserves the natural beauty of pavers



Color Boost CB+ matte finish, enhances the color of pavers



### ENHANCE STABILITY

NextGel™ technology ensures stability of patios and walkways.



Fortified hardscape concrete edging



### SUPERIOR STRENGTH

Bond construction materials 50% faster (8-minute bond time).



Hardscape foam adhesive

PARTNERING FOR YOUR SUCCESS

# BELGARD AUTHORIZED CONTRACTOR PROGRAM



**SIGN UP  
TODAY**

[Beldgard.com/Pro](https://Belgard.com/Pro)



✓ **Exclusive Sales Tools**

Win more jobs with custom resources.

✓ **Priority Leads**

Get homeowner inquiries first.

✓ **Homeowner Financing**

Offer flexible payment options.

✓ **VIP Events**

Network and learn at exclusive gatherings.



GROW YOUR BUSINESS WITH BELGARD

# BUILD SKILLS. BOOST PROFITS. DRIVE SUCCESS.

## Hands-On Learning

Master hardscape techniques and trends through interactive sessions.

## Industry Certifications

Earn credentials that build trust and set you apart.

## Networking That Counts

Connect with pros, share ideas, and grow partnerships.

## Flexible Learning Options

Learn in person or online—anytime, anywhere.



**FIND  
TRAINING**

[Beldgard.com/Training](https://Belgard.com/Training)

*BUILD MORE, EARN MORE  
WITH BELGARD.*

Oldcastle® APG Partner Rewards is a contractor loyalty program that not only provides rewards for your purchases across numerous Oldcastle® APG brands, it also opens the door for opportunities to grow your business. Let's build your business together.



— Oldcastle<sup>APG</sup> —  
**PARTNER  
REWARDS**

**ENROLL  
TODAY**

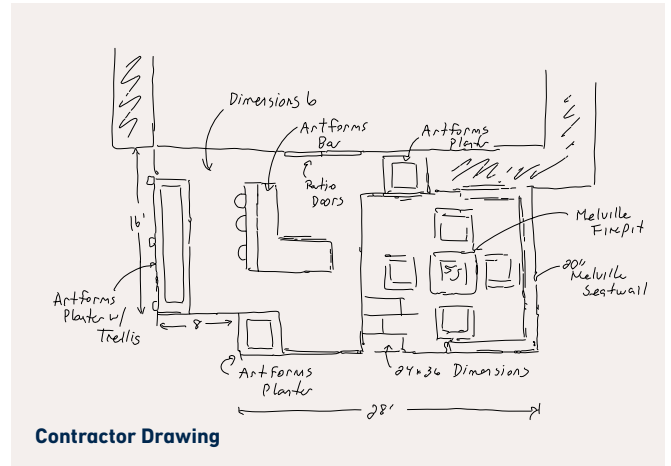


[OldcastlePartnerRewards.com](https://OldcastlePartnerRewards.com)

CLOSE SALES FASTER

# BELGARD DESIGN STUDIO

Showing homeowners a clear vision of their project is key to closing the deal. Belgard Design Studio gives you customizable templates and augmented reality tools that make it easy for clients to picture their finished space. By helping them see the design come to life, you remove hesitation and give them the confidence to say yes.



Contractor Drawing

## BELGARD DESIGN STUDIO


Turn your personal photos & sketches into customized 3D digital renderings.



[Belgard.com/DesignStudio](http://Belgard.com/DesignStudio)



Design Studio Render



Finished Project

# BELGARD RESOURCES

## ARTFORMS IDEA BOOK



## ARTFORMS IDEA BOOK - SPANISH



## INSTALLATION GUIDE

## FIND YOUR SALES REP

### Need help with designs?



[Belgard.com/Rooms](https://Belgard.com/Rooms)

Browse hundreds of pre-designed outdoor living spaces that simplify planning, design, and installation for your dream backyard.

- Create sharable collections of favorite designs
- Customize layouts and materials with Design Studio
- Get full plans with materials lists



 INCLUDING AUGMENTED REALITY!

# LAYING PATTERNS

## Important Note


Some patterns may not necessarily reflect the percentages of stone sizes within a particular pallet. In some cases you may have extras in one or more of the sizes. **This must be accounted for in your planning and design.**

AutoCAD® hatch pattern files can be downloaded from [belgard.com](http://belgard.com) for use in architectural drawings.


## Brooklyn™

---

Running Bond | 100% 3 x 9




Basket Weave | 100% 3 x 9



## Charlestone™

---

Running Bond | 25% 6 x 6, 33% 6 x 9, 42% 6 x 12




*Important  
Note*

Some patterns may not necessarily reflect the percentages of stone sizes within a particular pallet. In some cases you may have extras in one or more of the sizes. **This must be accounted for in your planning and design.**


## Dimensions™ 6 | Origins™ 6

---


3-Piece



Herringbone



Running Bond



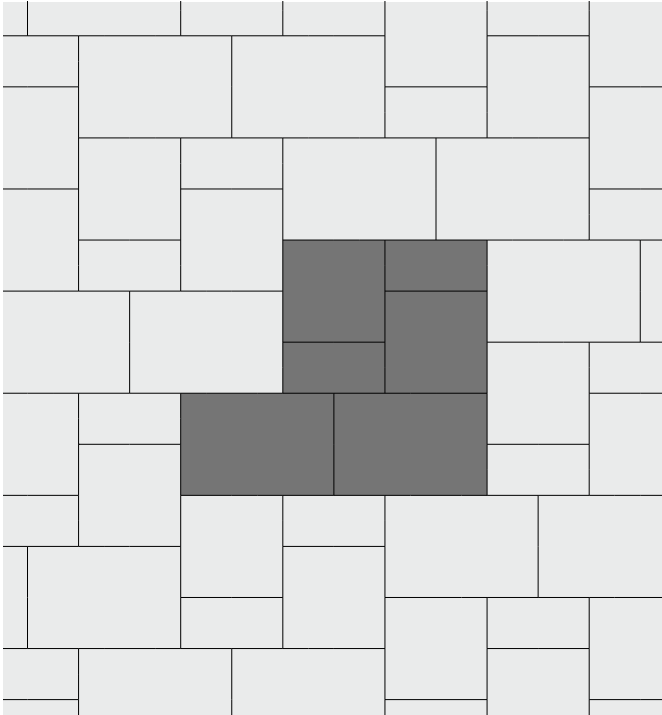
*Important  
Note*

Some patterns may not necessarily reflect the percentages of stone sizes within a particular pallet. In some cases you may have extras in one or more of the sizes. **This must be accounted for in your planning and design.**

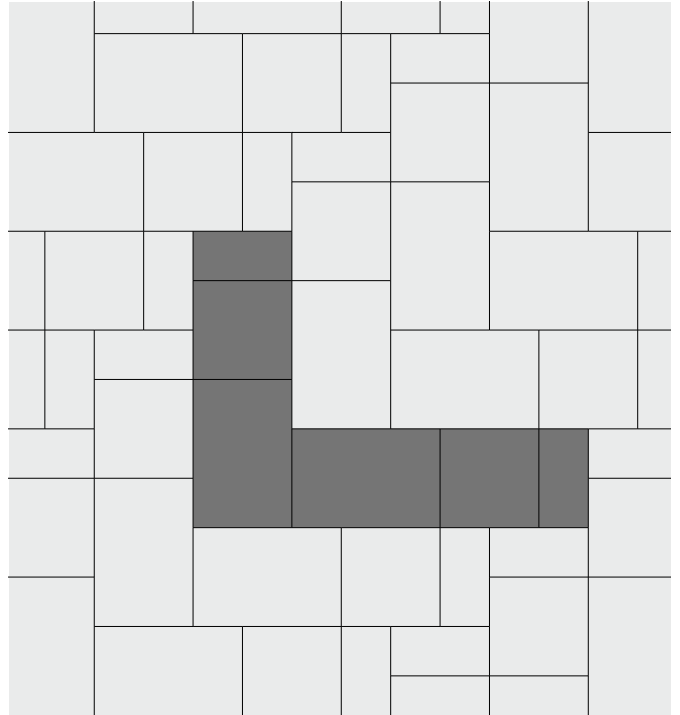
## Dimensions™ 12 | Origins™ 12 | Travertino

---


3-Piece



Herringbone



Running Bond




*Important  
Note*

Some patterns may not necessarily reflect the percentages of stone sizes within a particular pallet. In some cases you may have extras in one or more of the sizes. **This must be accounted for in your planning and design.**


## Dimensions™ 18 | Origins™ 18 | Papyrus™ 18

---


Pattern A



Pattern B



Pattern C




*Important  
Note*

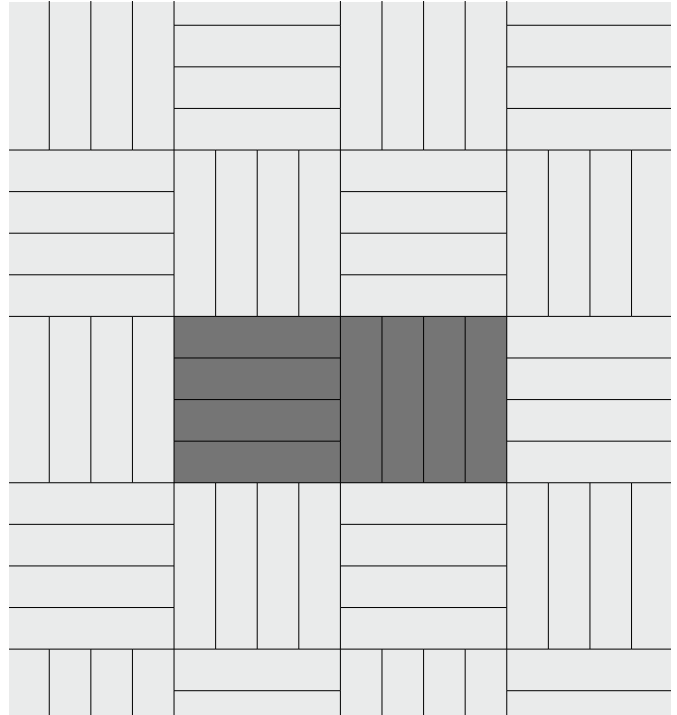
Some patterns may not necessarily reflect the percentages of stone sizes within a particular pallet. In some cases you may have extras in one or more of the sizes. **This must be accounted for in your planning and design.**

## Dimensions™ Paver


Running Bond | 100% 3 x 12




Basket Weave | 100% 3 x 12



Herringbone | 100% 3 x 12



Running Bond | 100% 6 x 9




*Important  
Note*


Some patterns may not necessarily reflect the percentages of stone sizes within a particular pallet. In some cases you may have extras in one or more of the sizes. **This must be accounted for in your planning and design.**

## Dimensions™ Paver


Basket Weave | 100% 6 x 9




Herringbone | 100% 6 x 9



Running Bond | 100% 6 x 12



Herringbone | 100% 6 x 12




*Important  
Note*

Some patterns may not necessarily reflect the percentages of stone sizes within a particular pallet. In some cases you may have extras in one or more of the sizes. **This must be accounted for in your planning and design.**


## Dimensions™ Slab

---

Stack Bond | 100% 12 x 24




Running Bond | 100% 12 x 24




## Geometric Shapes

---

Hexagon | 100% 10 $\frac{1}{2}$  x 12



Diamond | 100% 12 x 12




*Important  
Note*

Some patterns may not necessarily reflect the percentages of stone sizes within a particular pallet. In some cases you may have extras in one or more of the sizes. **This must be accounted for in your planning and design.**


## Holland Stone

---


Running Bond | 100% 4 x 8



Herringbone | 100% 4 x 8



Basket Weave | 100% 4 x 8




*Important Note*


Some patterns may not necessarily reflect the percentages of stone sizes within a particular pallet. In some cases you may have extras in one or more of the sizes. **This must be accounted for in your planning and design.**

## Aqualine™

Running Bond | 100% 4½ x 9 x 3⅛




Basketweave | 100% 4½ x 9 x 3⅛




## Eco Urbana®

3-Piece Pattern A



3-Piece Pattern B



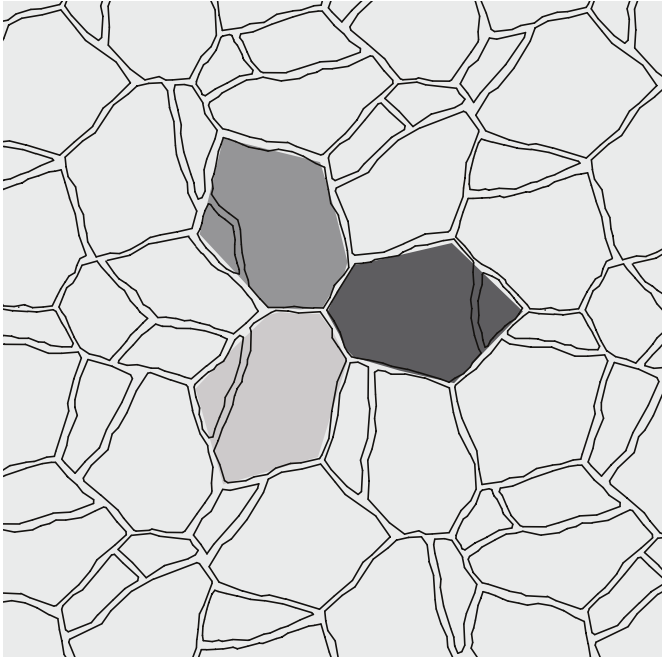
### Important Note

Some patterns may not necessarily reflect the percentages of stone sizes within a particular pallet. In some cases you may have extras in one or more of the sizes. **This must be accounted for in your planning and design.**

## Mega-Arbel®

---

Cloverleaf | 100% 15 $\frac{3}{8}$  x 21



# Every Outdoor Possibility. One Trusted Partner.

Complete solutions to simplify how pros design and deliver outstanding spaces.

RDI®  
Railing

SAKRETE®  
Bagged Concrete

PEBBLETEC®  
Pool Finishes

MOISTURESHIELD®  
Composite Decking



**CATALYST™**  
Fencing

**FREESTYLE™**  
Shade & Privacy

**ELEMENTS™**  
Outdoor Cooking

**TECHNISEAL®**  
Finish & Protect

**BELGARD®**  
Hardscapes



Oldcastle® APG transforms how pros approach outdoor projects with integrated hardscape, decking, fencing and railing solutions backed by the expertise and resources of one powerful partner. The result is streamlined planning, smoother installs and elevated spaces that help more clients Live Well Outside.

**OldcastleAPG.com**

# BELGARD®

AN OLDCASTLE® APG OUTDOOR BRAND

**BELGARD.COM**

© 2026 Oldcastle® APG, Inc. All Rights Reserved. BEL25-D-555522 | GMS South | Revised 01/2026

