

# BELGARD®

Pro Consultation Guide



# WHY PROS CHOOSE BELGARD

## QUALITY

Belgard pavers and walls are engineered for long-term performance and beauty to reduce call-backs. Every product is backed by a transferable limited lifetime warranty, giving your customers confidence in your work.

## SERVICE

Belgard and the Oldcastle APG family of brands deliver national scale with local manufacturing, distribution and field support. With more than 150 locations, we help keep product available, projects on schedule and jobsites supplied.

## EXPERTISE


For over 25 years, Belgard has led the hardscape category with proven installation standards and training. Our Belgard Authorized Contractors and certified installers are backed with technical support and resources from takeoff to final walkthrough.

## INNOVATION

Belgard invests over 20,000 R&D hours each year to develop new hardscape systems, textures and installation solutions that help you work faster and build better spaces. Our products set performance standards and keep your offering ahead of trends.

## DESIGN

Belgard design tools, pattern libraries and visualization resources help you show customers what's possible and sell more complete outdoor living projects. From simple patios to complex multi-level spaces, our portfolio supports your client's vision.



# TABLE OF CONTENTS

FIND YOUR  
BELGARD  
SALES REP  
[Beldgard.com/FindMyRep](http://Belgard.com/FindMyRep)



PRODUCT  
INSTALLATION  
GUIDES  
[Beldgard.com/InstallGuide](http://Beldgard.com/InstallGuide)



## SHAPE YOUR PLAN

- 6 Space Planning
- 8 Style Trends
- 10 Color
- 12 Patterns & Scale
- 13 Texture
- 14 Define with Walls
- 16 Quality Assurance



## PAVERS

- 20 Aqualine™
- 22 Appian-Stone®
- 24 Belgian Cobble®
- 26 Brooklyn®
- 28 Catalina™
- 30 Catalina Grana®
- 32 Charlestone™
- 34-41 Dimensions™ 3-Piece
- 42-45 Dimensions™ Paver
- 46-49 Dimensions™ Plank
- 50-53 Dimensions™ Slab
- 54 Empire™
- 56 Hexagon
- 58 Holland Stone
- 60 Oceanside
- 62-67 Origins™ 3-Piece
- 68 Papyrus™



## PORCELAIN

- 70 Foundation™
- 72 Genoa™
- 74 Glocal
- 76 Noon
- 78 Norr
- 80 November
- 82 Quarziti 2.0
- 84 Travertini
- 86 Unico 2.0



## WALLS

- 88 Belair Wall® 2.0
- 90 Castlemanor®
- 92 Diamond® 9D
- 94 Diamond Pro®
- 96 Diamond Pro® Air Smooth
- 98 Diamond Pro® Air Straight
- 100 Diamond Pro® PS
- 102 Easton Stone™
- 104 Melville™ Wall
- 106 Weston Stone™
- 108 Vanguard



## COPING, CAPS, EDGERS & STEPS

- 110 Bullnose Coping
- 112 Fountainhead Coping
- 114 Grava Coping
- 116 Modena Coping
- 118 Seville® Coping



## KITCHENS & FIRE FEATURES

- 120 Artforms™ Modular Panel System
- 122 Bordeaux™ Series
- 124 Melville™ Series
- 126 Melville™ Fire Pit
- 128-129 Fire & Kitchen Accessories



## RESOURCES

- 132-133 Color Overview
- 134-135 Paver Technologies
- 136-137 Maintenance & Protection
- 138-140 Contractor Programs
- 141 Online Resources
- 142-151 Laying Patterns



Walkways

Poolscares

Outdoor  
Kitchens

# YOUR EXPERTISE, THEIR DREAM SPACE

## EXPLORE

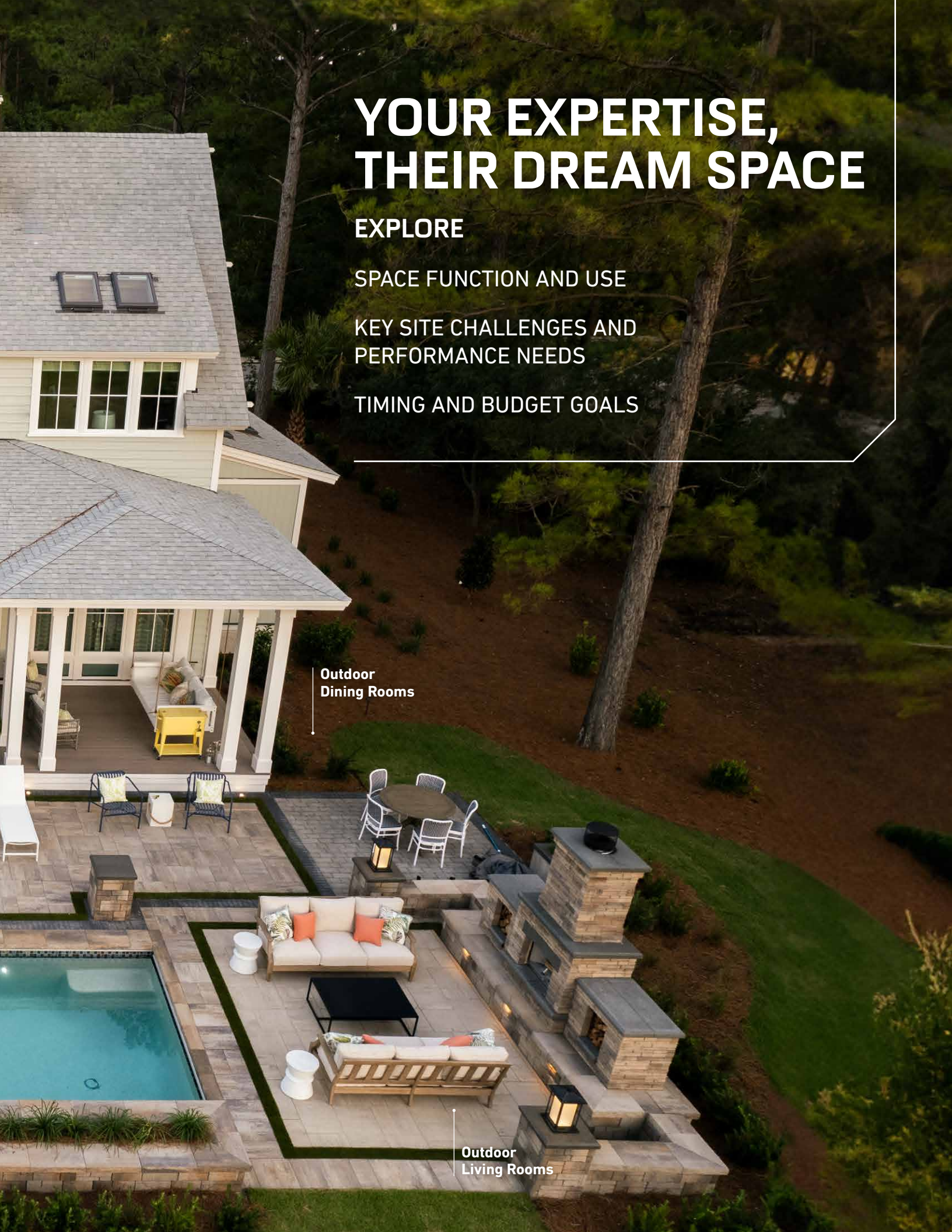
SPACE FUNCTION AND USE

KEY SITE CHALLENGES AND  
PERFORMANCE NEEDS

TIMING AND BUDGET GOALS

Outdoor  
Dining Rooms

Outdoor  
Living Rooms



BUILD FOR LIFESTYLE

# DESIGNS FOR EVERY BUDGET

Help homeowners choose the right outdoor design by uncovering priorities before showing products. Use these prompts to guide the discussion and simplify their decision-making.



## Entertainment-Ready Retreat

**BEST FOR:**

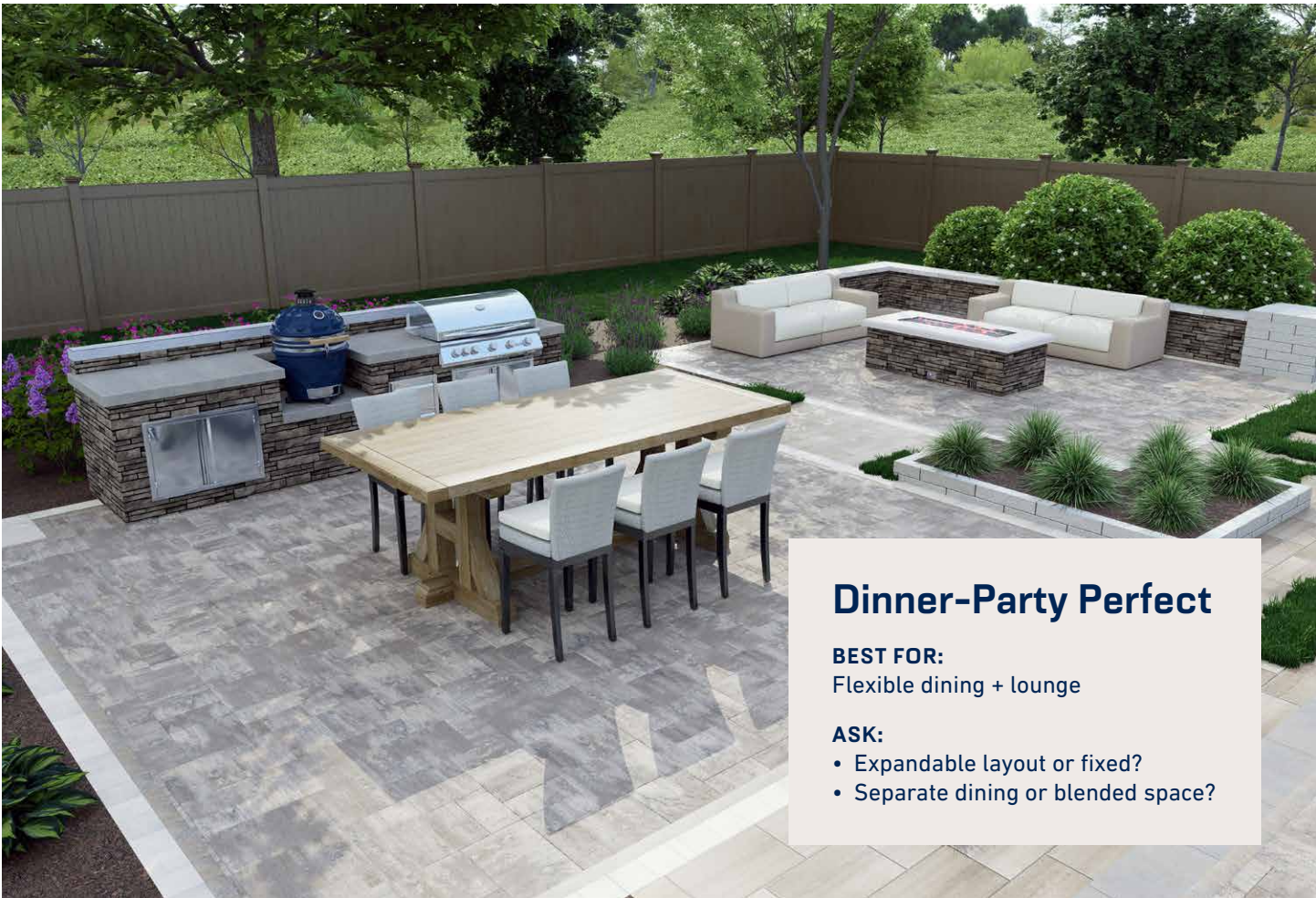
Big gatherings, outdoor cooking

**ASK:**

- Which feature is most important—fireplace, kitchen, or seating?
- Phase upgrades or build all at once?

### *Pro Tip*

Position yourself as a long-term partner, not just a one-time installer. Offer seasonal maintenance and upgrade packages.



## Dinner-Party Perfect

**BEST FOR:**  
Flexible dining + lounge

- ASK:**
- Expandable layout or fixed?
  - Separate dining or blended space?



## The Simple Life

**BEST FOR:**  
Budget-friendly, low maintenance

- ASK:**
- Speed or customization?
  - Keep it simple or allow for growth?

### Pro Tip

Modular pavers save time on design and installation and make expansions simpler.

## DESIGN FOR STYLE

# FIND THEIR PERFECT OUTDOOR STYLE

Help homeowners choose a look that fits their lifestyle and home. They've defined how they'll use the space and set a budget—now guide them toward a style that feels right.




Mega-Arbel, Origins 12, Landings Step & Artforms

## Rustic Retreat

Natural textures and earthy tones for a cozy, organic feel.

### ASK:

- Do you want the space to feel relaxed and connected to nature?
- Would rugged stone or wood accents complement your home?



Holland Stone



Dimensions 12 & Belgian Cobble



Charlestone

## Refined Tradition


Classic patterns and rich tones for timeless elegance.

**ASK:**


- Do you prefer a formal, polished look?
- Are symmetry and pattern important to you?



Brooklyn, Weston Stone & Marina Coping



Dimensions 18 with Dimensions Border



Quarziti 2.0 & Artforms Fire Pit with Quarziti 2.0 Veneers

## Modern Minimalism

Clean lines and smooth textures for a sleek, contemporary vibe.

**ASK:**

- Do you want an open, uncluttered space?
- Would large-format pavers or neutral tones fit your vision?

## THE ART OF DESIGN


# MAKE YOUR STATEMENT WITH COLOR

You've defined the space and chosen a style—now let's pick colors that bring it all together. By guiding them through color choices, you can elevate curb appeal and create designs that complement their home's style.



## Solid Shades

Offer a clean, cohesive look that simplifies design decisions. Solid shades provide a timeless foundation, making landscaping and décor stand out effortlessly.



## Monochromatic

Suggest a sleek, unified palette for homeowners who prefer understated elegance. Monochromatic designs highlight textures and patterns without overwhelming the space.



## Contrasts

Encourage bold combinations for homeowners seeking visual interest. Contrasting colors define spaces, highlight features, and create a dynamic, eye-catching design.




## Cool Blends

Introduce refreshing, modern tones that bring a sense of calm to outdoor spaces. Cool blends work well for contemporary styles, adding subtle sophistication homeowners will love.



## Warm Tones

Warm tones create inviting, comfortable environments. They pair perfectly with natural elements and greenery, giving outdoor living areas a grounded, welcoming feel.



## Mix & Match

Show how mixing colors and textures can personalize a space. This approach allows homeowners to create unique transitions between areas and express their individual style.

UNLOCKING FLEXIBILITY & FLOW

# MODULAR SIZES. ENDLESS PATTERNS.


Show homeowners how size and layout choices transform the look and feel of their space—and how **modular** systems make it easy to customize now and expand later.




Dimensions Slab 24 x 36

## Design Smarter: Scale + Pattern That Sell


- **Size Sets the Tone:** Big slabs create a modern, open feel, smaller units add detail and intimacy.
- **Pattern Adds Personality:** Straight lines feel calm, angled layouts bring energy.
- **Infinite Possibilities:** Mix sizes and patterns for custom designs now—and easy expansion later.



Dimensions 3 x 12




Origins & Dimensions Slab



Origins & Dimensions Slab



Empire & Dimensions Slab




Charlestone & Dimensions Slab

DESIGN YOU CAN FEEL

# THE POWER OF TEXTURE

Texture is one of the most powerful tools in hardscape design, adding both personality and traction underfoot. Mix textures to balance interest, play with light and shadow, and create spaces that are both safe and inviting.



Betair Wall 2.0 with Marina Coping, Dimensions Paver & Origins 18



Papyrus Artforms


## Layer in Vertical Texture

Consider pairing complementary textures across pavers and walls for a cohesive look, or contrast finishes to create visual depth and distinction between horizontal and vertical surfaces.

Smooth



Slate / Textured



Tumbled / Antiqued



Artisan



## STRUCTURE & STYLE

# WALLS THAT DEFINE SPACES

Walls do more than hold back soil—they shape how homeowners live outdoors. By creating boundaries, levels, and zones, walls turn ordinary yards into organized, functional, and inviting spaces.

## Freestanding Walls

**DEFINE ZONES. CREATE FLOW.**

Carve out distinct areas for dining, lounging, or entertaining, turning open yards into organized, livable spaces.

## Garden Walls

**FRAME BEDS. POLISH LANDSCAPES.**

Add structure to flower beds and planters for a clean, polished look that makes maintenance easier and landscaping more enjoyable.



Freestanding Wall Featuring Melville Wall



Freestanding / Retaining Wall Combo  
Featuring Ashlar Tandem

## Retaining Walls

**TURN SLOPES INTO SPACES.**

Transform steep grades into usable terraces for patios, gardens, or driveways, unlocking functional square footage.

## Tiered Walls

**LAYERED DESIGN. MAXIMUM USE.**

Add depth, dimension and versatility with multilevel spaces that include plantings, seating and transitions.

### *Plan with Purpose*

Before choosing a wall product, consider what it needs to do—hold back soil, create levels, or simply add style. Function determines the right design.



Tiered Retaining Wall Featuring Diamond Pro Air

## Smart Strength for Every Landscape

### DIAMOND PRO® AIR

Engineered for performance and designed for elegance, Diamond Pro Air walls offer multiple textures and colors to fit any style. Lightweight, easy-to-handle blocks speed up installation, saving time and labor, and maximize usable space without compromising durability.




Retaining walls over 4 feet in height should be designed by a qualified engineer.

HOW IT'S MADE

# CRAFTSMANSHIP BACKED BY INNOVATION

## QUALITY FOR LIFE

Belgard has taken the artistry of handcrafted stone to a higher level. Through research and innovation, we've developed a deep understanding of how to make modern, best-in-class hardscape products that fit the lifestyle of today's homeowners and commercial developments, while still honoring the artisans of old.



RESEARCH & DEVELOPMENT



QUALITY ASSURANCE

## INTENTIONAL AT EVERY STEP

Every step of our manufacturing process incorporates rigorous research, testing and quality assurance. Whether our teams are designing a new surface texture, validating a color formula, or inspecting finished product for defects, we demand the highest quality from each of our facilities across North America. We believe in creating world-class building products that stand the test of time.

DESIGN WITH CONFIDENCE

# REQUEST COLOR SWATCHES ONLINE

Planning your project just got easier!  
Visit the **product page** on **Belgard.com**  
to request high-resolution color swatches.  
It's quick, simple, and helps you make  
informed design decisions.



[Belgard.com/Products](https://Belgard.com/Products)



## Lifetime Coverage That Works as Hard as You Do.

- Transferable warranty
- Timely investigations
- Added peace of mind with lifetime coverage for homeowners



**REGISTER AN  
INSTALLATION**

[Belgard.com/Warranty](https://Belgard.com/Warranty)



Melville Wall and Dimensions Slab



# SHOP THE PRODUCTS

STYLISH, PERFORMANCE-DRIVEN  
OPTIONS FOR SMART DESIGNS  
AND SMOOTH INSTALLS

# AQUALINE™

## Permeable Paver | 80mm

Environmentally-friendly, timeless aesthetics provide effective rainwater management in both pedestrian and vehicular applications.



DRIVEWAY APPROVED



ACCESSIBLE SURFACE



PERMEABLE APPLICATION



MECHANICAL INSTALL

### PALLET INFORMATION

AQUALINE™		SQFT/ PALLET	UNITS/ LAYER	SQFT/ LAYER	LAYER/ PALLET	WEIGHT/ PALLET
80MM	4½ x 9 x 3¼	90	40	11.25	8	3100
3-PIECE	4½ x 4½ x 3¼	92	-	-	8	3220
	4½ x 9 x 3¼		-	-		
	9 x 9 x 3¼		-	-		

### SHAPES & SIZES

80MM



4½ x 9 x 3¼

3-PIECE



4½ x 4½ x 3¼



4½ x 9 x 3¼



9 x 9 x 3¼



NAPOLI



SLATE




TITANIUM

## LEARN MORE

View the product page on [Belgard.com](https://www.belgard.com) for more information



## PALLET LAYOUT



## TECHNICAL SPECS

- Interlocking spacer bars for increased structural performance
- Surface and micro-chamfer are ADA-compliant and minimize wheelchair vibration
- True installed dimensions for design optimization
- Optimal joint openings for infiltration and maintenance
- Can eliminate stormwater runoff and improve water quality
- Meets the requirements of ASTM C936
- Chamfer Width: 3 mm
- Spacer Bar Width: 10 mm
- Surface Infiltration Rate: > 500 inches per hour (varies based on joint infill gradation)
- 10% for 4.5x9, 12% for 3-piece
- Can be installed mechanically with herringbone pallet layout

## QUALITY FOR LIFE

Every step of our manufacturing process incorporates rigorous research, testing and quality assurance. We demand the highest quality from each of our facilities across North America. We believe in creating world-class building products that stand the test of time. See our lifetime warranty at [Belgard.com/Warranty](https://www.belgard.com/Warranty)

Due to the natural materials in our products, colors may vary from those shown on the cut sheet. We recommend viewing actual product samples to ensure the perfect color and finish for each project.

# APPIAN-STONE®

Paver | 30mm | 60mm | 80mm

Inspired by the scenic landscapes and historic roadways of Europe, these pavers provide the old-world look of weathered cobbled stone.




## PALLET INFORMATION

APPIAN-STONE		SQFT/ PALLET	UNITS/ LAYER	SQFT/ LAYER	LAYER/ PALLET	WEIGHT/ PALLET
2-PIECE 30MM	6 x 6 x 1 <sup>3</sup> / <sub>16</sub>	124	-	-	12	1652
	6 x 9 x 1 <sup>3</sup> / <sub>16</sub>		-	-	15	
2-PIECE 60MM	6 x 6 x 2 <sup>3</sup> / <sub>8</sub>	103	-	-	10	2678
	6 x 9 x 2 <sup>3</sup> / <sub>8</sub>		-	-	12	2600
RECTANGLE* 60MM	6 x 9 x 2 <sup>3</sup> / <sub>8</sub>	103	-	-	10	2678
			-	-		3200
			-	-		


\*Only available in 60mm

## SHAPES & SIZES

2-PIECE | 30MM



6 x 6 x 1<sup>3</sup>/<sub>16</sub>




6 x 9 x 1<sup>3</sup>/<sub>16</sub>

2-PIECE | 60MM




6 x 6 x 2<sup>3</sup>/<sub>8</sub>



6 x 9 x 2<sup>3</sup>/<sub>8</sub>

RECTANGLE\* | 60MM



6 x 9 x 2<sup>3</sup>/<sub>8</sub>

\*Only available in Charcoal



ADOBE



AMARETTO



CHARCOAL  
Only available in 6 x 9



HARVEST BLEND



KNIGHTSBRIDGE



NAPOLI



SLATE



TITANIUM

## LEARN MORE

View the product page on [Beldgard.com](http://Belgard.com) for more information



## TECHNICAL SPECS

- Ideal for walkways, patios and poolscapes
- 30mm size can be used as an overlay for sound concrete
- 30mm size acceptable for residential driveways when used as an overlay
- 60mm size approved for residential vehicular applications
- 80mm approved for commercial vehicular applications

## QUALITY FOR LIFE

Every step of our manufacturing process incorporates rigorous research, testing and quality assurance. We demand the highest quality from each of our facilities across North America. We believe in creating world-class building products that stand the test of time. See our lifetime warranty at [Beldgard.com/Warranty](http://Belgard.com/Warranty)

Due to the natural materials in our products, colors may vary from those shown on the cut sheet. We recommend viewing actual product samples to ensure the perfect color and finish for each project.

# BELGIAN COBBLE™

Paver | 60mm | 70mm

Emulating stones found lining a mountain creek bed, this multi-piece system can be installed as a permeable system and has seven unique shapes for creating random patterns and picturesque settings.



DRIVEWAY APPROVED



PERMEABLE APPLICATION

## PALLET INFORMATION

BELGIAN COBBLE™		SQFT/ PALLET	UNITS/ LAYER	SQFT/ LAYER	LAYER/ PALLET	WEIGHT/ PALLET
MULTI-PIECE 70MM	Variable x 2¾	98	504 Per Bag	-	-	3000
MULTI-PIECE 60MM	Variable x 2¾	85	-	8.5	10	2085

## SHAPES & SIZES

### MULTI-PIECE | 70MM



### MULTI-PIECE | 60MM






BOURBON



MIDNIGHT



PEARL



SLATE

## LEARN MORE

View the product page on [Belgard.com](https://www.belgard.com) for more information



### TECHNICAL SPECS

- Seven unique shapes create a random pattern
- Ideal for use as either the primary field, or as an accent or border
- Can be installed as either a standard or permeable system
- Larger joints allow for permeable pavement installation with site-specific engineering and proper base, bedding and joint aggregate material
- Techniseal polymeric jointing sand is recommended for non-permeable applications
- Rated for residential vehicular applications

### QUALITY FOR LIFE

Every step of our manufacturing process incorporates rigorous research, testing and quality assurance. We demand the highest quality from each of our facilities across North America. We believe in creating world-class building products that stand the test of time. See our lifetime warranty at [Belgard.com/Warranty](https://www.belgard.com/Warranty)

Due to the natural materials in our products, colors may vary from those shown on the cut sheet. We recommend viewing actual product samples to ensure the perfect color and finish for each project.

# BROOKLYN™

Paver | 60mm

Its warm, weathered stone appearance and texture delivers a timeless look enriched with DuraFusion Technology and factory-applied ColorTech sealant for an enhanced texture and ultimate durability.



MODULAR  
SIZING



DURAFUSION  
+COLORTECH



DRIVEWAY  
APPROVED



ACCESSIBLE  
SURFACE

## PALLET INFORMATION

BROOKLYN™		SQFT/ PALLET	UNITS/ LAYER	SQFT/ LAYER	LAYER/ PALLET	WEIGHT/ PALLET
60MM	3 x 9 x 2 <sup>3</sup> / <sub>8</sub>	103.13	55	10.31	10	2805

## SHAPES & SIZES

60MM



3 x 9 x 2<sup>3</sup>/<sub>8</sub>




BOURBON 



MIDNIGHT 



ROSEWOOD 

## LEARN MORE

View the product page on [Belgard.com](https://www.belgard.com) for more information



## TECHNICAL SPECS

- True 3" increments for simplified design, quoting and ordering
- Compatible with all modular paver lines—look for Modular Sizing icon
- Modular dimensions reduce cuts, installation time, and waste
- Modular compatibility allows more creative pattern options
- Maximized pallet layout for jobsite efficiencies
- Ideal for walkways, patios, borders, accents and residential driveways
- Can be used to construct ADA-compliant pavement



### DuraFusion™ + ColorTech®

Enhanced texture and wear-resistance with the added protection of factory-applied sealant

## QUALITY FOR LIFE

Every step of our manufacturing process incorporates rigorous research, testing and quality assurance. We demand the highest quality from each of our facilities across North America. We believe in creating world class building products that stand the test of time. See our lifetime warranty at [Belgard.com/Warranty](https://www.belgard.com/Warranty)

Due to the natural materials in our products, colors may vary from those shown on the cut sheet. We recommend viewing actual product samples to ensure the perfect color and finish for each project.

# CATALINA™

## 3-Piece Paver | 30mm | 60mm

The dimensional texture of natural cut slate creates graceful outdoor spaces that blend seamlessly with the natural landscape.



DRIVEWAY APPROVED



ACCESSIBLE SURFACE

### PALLET INFORMATION

CATALINA™		SQFT/ PALLET	UNITS/ LAYER	SQFT/ LAYER	LAYER/ PALLET	WEIGHT/ PALLET
3-PIECE 30MM	4 x 8 x 1 <sup>3</sup> / <sub>16</sub>	103	-	-	10	1490
	8 x 8 x 1 <sup>3</sup> / <sub>16</sub>		-	-		
	8 x 12 x 1 <sup>3</sup> / <sub>16</sub>		-	-		
3-PIECE 60MM	4 x 8 x 2 <sup>3</sup> / <sub>8</sub>	103	-	-	10	2778
	8 x 8 x 2 <sup>3</sup> / <sub>8</sub>		-	-		
	8 x 12 x 2 <sup>3</sup> / <sub>8</sub>		-	-		

### SHAPES & SIZES

#### 3-PIECE | 30MM



4 x 8 x 1<sup>3</sup>/<sub>16</sub>



8 x 8 x 1<sup>3</sup>/<sub>16</sub>



8 x 12 x 1<sup>3</sup>/<sub>16</sub>

#### 3-PIECE | 60MM



4 x 8 x 2<sup>3</sup>/<sub>8</sub>



8 x 8 x 2<sup>3</sup>/<sub>8</sub>



8 x 12 x 2<sup>3</sup>/<sub>8</sub>



NAPOLI



SLATE



TITANIUM

## LEARN MORE

View the product page on [Belgard.com](https://www.belgard.com) for more information



### TECHNICAL SPECS

- 3-piece system with multiple laying patterns
- Ideal for walkways, patios and pool decks
- 30mm size can be used to overlay sound concrete
- 30mm size acceptable for driveway use when used as an overlay
- 60mm size rated for residential vehicular applications

### QUALITY FOR LIFE

Every step of our manufacturing process incorporates rigorous research, testing and quality assurance. We demand the highest quality from each of our facilities across North America. We believe in creating world-class building products that stand the test of time. See our lifetime warranty at [Belgard.com/Warranty](https://www.belgard.com/Warranty)

Due to the natural materials in our products, colors may vary from those shown on the cut sheet. We recommend viewing actual product samples to ensure the perfect color and finish for each project.

# CATALINA GRANA®

## 3-Piece Paver | 30mm | 60mm | 80mm

Clean lines, a smooth surface and subtle beveled edges work together to create a contemporary eye-pleasing look.



### PALLET INFORMATION

CATALINA GRANA®		SQFT/ PALLET	UNITS/ LAYER	SQFT/ LAYER	LAYER/ PALLET	WEIGHT/ PALLET
3-PIECE 30MM	4 x 8 x 1 <sup>3</sup> / <sub>16</sub>	103	-	-	10	1490
	8 x 8 x 1 <sup>3</sup> / <sub>16</sub>		-	-		
	8 x 12 x 1 <sup>3</sup> / <sub>16</sub>		-	-		
3-PIECE 60MM	4 x 8 x 2 <sup>3</sup> / <sub>8</sub>	103	-	-	10	2778
	8 x 8 x 2 <sup>3</sup> / <sub>8</sub>		-	-		
	8 x 12 x 2 <sup>3</sup> / <sub>8</sub>		-	-		
3-PIECE 80MM	4 x 8 x 3 <sup>1</sup> / <sub>8</sub>	82	-	-	10	2952
	8 x 8 x 3 <sup>1</sup> / <sub>8</sub>		-	-		
	8 x 12 x 3 <sup>1</sup> / <sub>8</sub>		-	-		

### SHAPES & SIZES

#### 3-PIECE | 30MM



4 x 8 x 1<sup>3</sup>/<sub>16</sub>



8 x 8 x 1<sup>3</sup>/<sub>16</sub>



8 x 12 x 1<sup>3</sup>/<sub>16</sub>

#### 3-PIECE | 60MM



4 x 8 x 2<sup>3</sup>/<sub>8</sub>



8 x 8 x 2<sup>3</sup>/<sub>8</sub>



8 x 12 x 2<sup>3</sup>/<sub>8</sub>

#### 3-PIECE | 80MM



4 x 8 x 3<sup>1</sup>/<sub>8</sub>



8 x 8 x 3<sup>1</sup>/<sub>8</sub>



8 x 12 x 3<sup>1</sup>/<sub>8</sub>



AMARETTO



NAPOLI



SCANDINA GRAY



SLATE



TITANIUM

## LEARN MORE

View the product page on [Belgard.com](https://www.belgard.com) for more information



## TECHNICAL SPECS

- 3-piece system for flexibility and ease of installation
- Surface and micro-chamfer are ADA-compliant and minimize wheelchair vibration
- Multiple laying patterns
- Ideal for residential driveways, patios, pool decks and walkways
- 60mm size can be used for residential vehicular applications
- 30mm size can be used as an overlay for sound concrete and can be used for driveways with this type of installation
- 80mm size approved for commercial vehicular use

## QUALITY FOR LIFE


Every step of our manufacturing process incorporates rigorous research, testing and quality assurance. We demand the highest quality from each of our facilities across North America. We believe in creating world-class building products that stand the test of time. See our lifetime warranty at [Belgard.com/Warranty](https://www.belgard.com/Warranty)

Due to the natural materials in our products, colors may vary from those shown on the cut sheet. We recommend viewing actual product samples to ensure the perfect color and finish for each project.

# CHARLESTONE™

## 3-Piece Paver | 60mm

Designed to evoke the charm of early American streets, this system mimics the historical elegance of weathered, hand-cobbled stone.



MODULAR  
SIZING



DRIVEWAY  
APPROVED



MECHANICAL  
INSTALL

### PALLET INFORMATION

CHARLESTONE™		SQFT/ PALLET	UNITS/ LAYER	SQFT/ LAYER	LAYER/ PALLET	WEIGHT/ PALLET
3-PIECE   60MM	6 x 6 x 2 <sup>3</sup> / <sub>8</sub>	15	16	1.5	10	2997
	6 x 9 x 2 <sup>3</sup> / <sub>8</sub>	45	16	4.5	10	
	6 x 12 x 2 <sup>3</sup> / <sub>8</sub>	45	16	4.5	10	

### SHAPES & SIZES

#### 3-PIECE | 60MM



6 x 6 x 2<sup>3</sup>/<sub>8</sub>



6 x 9 x 2<sup>3</sup>/<sub>8</sub>



6 x 12 x 2<sup>3</sup>/<sub>8</sub>



ASHWOOD



NAPOLI



SLATE



TITANIUM

## LEARN MORE

View the product page on [Belgard.com](https://www.belgard.com) for more information



## TECHNICAL SPECS

- True 3" increments for simplified design, quoting and ordering
- Compatible with all modular paver lines—look for Modular Sizing icon
- Modular dimensions reduce cuts, installation time, and waste
- Modular compatibility allows more creative pattern options
- Maximized pallet layout for jobsite efficiencies
- Pallet optimized for both mechanical and manual installation
- Particularly ideal for driveways and walkways

## QUALITY FOR LIFE

Every step of our manufacturing process incorporates rigorous research, testing and quality assurance. We demand the highest quality from each of our facilities across North America. We believe in creating world-class building products that stand the test of time. See our lifetime warranty at [Belgard.com/Warranty](https://www.belgard.com/Warranty)

Due to the natural materials in our products, colors may vary from those shown on the cut sheet. We recommend viewing actual product samples to ensure the perfect color and finish for each project.

# DIMENSIONS™ 12

## 3-Piece System | 60mm

Versatility meets contemporary design with a modular system that features a smooth face and crisp, clean lines.



MODULAR  
SIZING



ACCESSIBLE  
SURFACE

### PALLET INFORMATION

DIMENSIONS™ 12		SQFT/ PALLET	UNITS/ LAYER	SQFT/ LAYER	LAYER/ PALLET	WEIGHT/ PALLET
DIMENSIONS 12 60MM	6 x 12 x 2 <sup>3</sup> / <sub>8</sub>	120	-	12	10	3435
	12 x 12 x 2 <sup>3</sup> / <sub>8</sub>		-			
	12 x 18 x 2 <sup>3</sup> / <sub>8</sub>		-			

### SHAPES & SIZES


#### DIMENSIONS 12 | 60MM



6 x 12 x 2<sup>3</sup>/<sub>8</sub>



12 x 12 x 2<sup>3</sup>/<sub>8</sub>



12 x 18 x 2<sup>3</sup>/<sub>8</sub>



ANTHRACITE



HICKORY



NAPOLI



SCANDINA GRAY



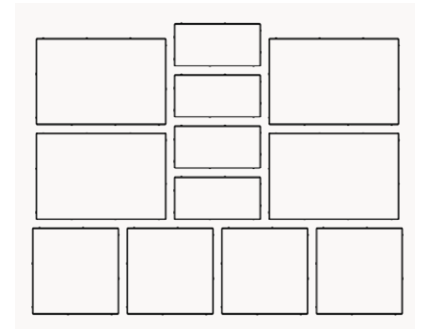
SEPIA

## LEARN MORE

View the product page on [Belgard.com](https://www.belgard.com) for more information



### PALLET LAYOUT



### TECHNICAL SPECS

- True 3" increments for simplified design, quoting and ordering
- Compatible with all modular paver lines—look for Modular Sizing icon
- Modular dimensions reduce cuts, installation time, and waste
- Modular compatibility allows more creative pattern options
- Maximized pallet layout for jobsite efficiencies
- Ideal for patios, walkways and pool decks
- Surface and micro-chamfer are ADA-compliant and minimize wheelchair vibration

### QUALITY FOR LIFE


Every step of our manufacturing process incorporates rigorous research, testing and quality assurance. We demand the highest quality from each of our facilities across North America. We believe in creating world-class building products that stand the test of time. See our lifetime warranty at [Belgard.com/Warranty](https://www.belgard.com/Warranty)

Due to the natural materials in our products, colors may vary from those shown on the cut sheet. We recommend viewing actual product samples to ensure the perfect color and finish for each project.

# DIMENSIONS™ 12

## 3-Piece System | 60mm

Versatility meets contemporary design with a modular system that features a smooth face and crisp, clean lines along with DuraFusion Technology for enhanced texture and wear-resistance.



### PALLET INFORMATION

DIMENSIONS™ 12		SQFT/ PALLET	UNITS/ LAYER	SQFT/ LAYER	LAYER/ PALLET	WEIGHT/ PALLET
DIMENSIONS 12 60MM	6 x 12 x 2 <sup>3</sup> / <sub>8</sub>	120	4	12	10	3435
	12 x 12 x 2 <sup>3</sup> / <sub>8</sub>		4			
	12 x 18 x 2 <sup>3</sup> / <sub>8</sub>		4			

### SHAPES & SIZES

#### DIMENSIONS 12 | 60MM





SCANDINA GRAY 



SEPIA 



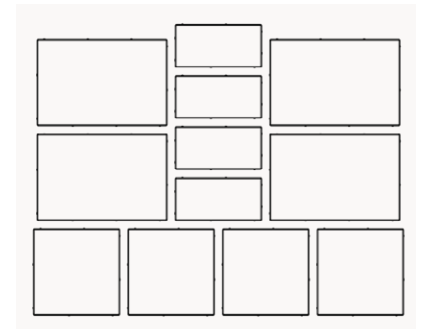
SHADED GRAY 

## LEARN MORE

View the product page on [Belgard.com](https://Belgard.com) for more information




## PALLET LAYOUT



## TECHNICAL SPECS

- True 3" increments for simplified design, quoting and ordering
- Compatible with all modular paver lines—look for Modular Sizing icon
- Modular dimensions reduce cuts, installation time, and waste
- Modular compatibility allows more creative pattern options
- Maximized pallet layout for jobsite efficiencies
- Ideal for patios, walkways and pool decks
- Surface and micro-chamfer are ADA-compliant and minimize wheelchair vibration

 **DuraFusion™ Technology**  
A bold, vibrant finish with a smoother, tighter texture.

## QUALITY FOR LIFE

Every step of our manufacturing process incorporates rigorous research, testing and quality assurance. We demand the highest quality from each of our facilities across North America. We believe in creating world-class building products that stand the test of time. See our lifetime warranty at [Belgard.com/Warranty](https://Belgard.com/Warranty)

Due to the natural materials in our products, colors may vary from those shown on the cut sheet. We recommend viewing actual product samples to ensure the perfect color and finish for each project.

# DIMENSIONS™ 18

## 3-Piece System | 60mm

Versatility meets contemporary design with a modular system that features a smooth face and crisp, clean lines in a contemporary larger-format size.



MODULAR  
SIZING



ACCESSIBLE  
SURFACE

### PALLET INFORMATION

DIMENSIONS™ 18		SQFT/ PALLET	UNITS/ LAYER	SQFT/ LAYER	LAYER/ PALLET	WEIGHT/ PALLET
DIMENSIONS 18 60MM	9 x 18 x 2 <sup>3</sup> / <sub>8</sub>	112.5	2	11.25	10	3296
	18 x 18 x 2 <sup>3</sup> / <sub>8</sub>		1			
	18 x 27 x 2 <sup>3</sup> / <sub>8</sub>		2			

### SHAPES & SIZES

#### DIMENSIONS 18 | 60MM

 9 x 18 x 2<sup>3</sup>/<sub>8</sub>

 18 x 18 x 2<sup>3</sup>/<sub>8</sub>

 18 x 27 x 2<sup>3</sup>/<sub>8</sub>



ANTHRACITE



HICKORY



NAPOLI



SCANDINA GRAY



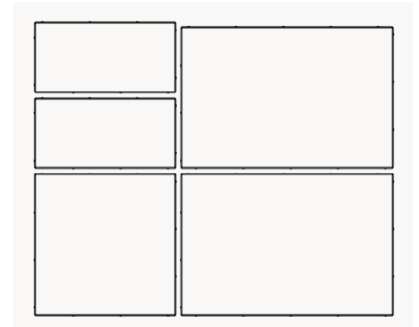
SEPIA

## LEARN MORE

View the product page on [Belgard.com](https://www.belgard.com) for more information



### PALLET LAYOUT



### TECHNICAL SPECS

- True 3" increments for simplified design, quoting and ordering
- Compatible with all modular paver lines—look for Modular Sizing icon
- Modular dimensions reduce cuts, installation time, and waste
- Modular compatibility allows more creative pattern options
- Maximized pallet layout for jobsite efficiencies
- Ideal for patios, walkways and pool decks
- Surface and micro-chamfer are ADA-compliant and minimize wheelchair vibration

### QUALITY FOR LIFE

Every step of our manufacturing process incorporates rigorous research, testing and quality assurance. We demand the highest quality from each of our facilities across North America. We believe in creating world-class building products that stand the test of time. See our lifetime warranty at [Belgard.com/Warranty](https://www.belgard.com/Warranty)

Due to the natural materials in our products, colors may vary from those shown on the cut sheet. We recommend viewing actual product samples to ensure the perfect color and finish for each project.

# DIMENSIONS™ 18

## 3-Piece System | 60mm

The contemporary design of this large-format system features clean lines and a smooth face enriched with DuraFusion Technology for enhanced color, texture and wear-resistance.



MODULAR  
SIZING



ACCESSIBLE  
SURFACE



DURAFUSION  
TECHNOLOGY

### PALLET INFORMATION

DIMENSIONS™ 18		SQFT/ PALLET	UNITS/ LAYER	SQFT/ LAYER	LAYER/ PALLET	WEIGHT/ PALLET
DIMENSIONS 18 60MM	9 x 18 x 2 <sup>3</sup> / <sub>8</sub>	112.5	-	11.25	10	3296
	18 x 18 x 2 <sup>3</sup> / <sub>8</sub>		-			
	18 x 27 x 2 <sup>3</sup> / <sub>8</sub>		-			


### SHAPES & SIZES

#### DIMENSIONS 18 | 60MM

 9 x 18 x 2<sup>3</sup>/<sub>8</sub>

 18 x 18 x 2<sup>3</sup>/<sub>8</sub>

 18 x 27 x 2<sup>3</sup>/<sub>8</sub>



SCANDINA GRAY 



SEPIA 



SHADED GRAY 

## LEARN MORE

View the product page on [Beldgard.com](https://Belgard.com) for more information




## PALLET LAYOUT



## TECHNICAL SPECS

- True 3" increments for simplified design, quoting and ordering
- Compatible with all modular paver lines—look for Modular Sizing icon
- Modular dimensions reduce cuts, installation time, and waste
- Modular compatibility allows more creative pattern options
- Maximized pallet layout for jobsite efficiencies
- Ideal for patios, walkways and pool decks
- Surface and micro-chamfer are ADA-compliant and minimize wheelchair vibration

 **DuraFusion™ Technology**  
A bold, vibrant finish with a smoother, tighter texture.

## QUALITY FOR LIFE


Every step of our manufacturing process incorporates rigorous research, testing and quality assurance. We demand the highest quality from each of our facilities across North America. We believe in creating world-class building products that stand the test of time. See our lifetime warranty at [Belgard.com/Warranty](https://Belgard.com/Warranty)

Due to the natural materials in our products, colors may vary from those shown on the cut sheet. We recommend viewing actual product samples to ensure the perfect color and finish for each project.

# DIMENSIONS™

Paver | 60mm | 80mm

Ideal for driveways, borders, accents and small patios, the smooth, linear surface is enriched with DuraFusion Technology for refined texture and enhanced color and wear-resistance.



MODULAR  
SIZING



ACCESSIBLE  
SURFACE



DURAFUSION  
TECHNOLOGY



DRIVEWAY  
APPROVED

## PALLET INFORMATION

DIMENSIONS™		SQFT/ PALLET	UNITS/ LAYER	SQFT/ LAYER	LAYER/ PALLET	WEIGHT/ PALLET
6 X 12 60MM	6 x 12 x 2¾"	120	24	12	10	3260
6 X 12 80MM	6 x 12 x 3¾"	96	24	12	8	3264

## SHAPES & SIZES

6 X 12 | 60MM



6 X 12 | 80MM





BOURBON 



FOG  Not available in 80mm



MIDNIGHT 




PEARL  Not available in 80mm

## LEARN MORE

View the product page on [Belgard.com](https://Belgard.com) for more information




## PALLET LAYOUT



## TECHNICAL SPECS

- True 3" increments for simplified design, quoting and ordering
- Compatible with all modular paver lines—look for Modular Sizing icon
- Modular dimensions reduce cuts, installation time, and waste
- Modular compatibility allows more creative pattern options
- Maximized pallet layout for jobsite efficiencies
- Ideal for a variety of residential and commercial pedestrian and vehicular applications
- 80mm thickness rated for commercial vehicular applications
- Surface and micro-chamfer are ADA-compliant and minimize wheelchair vibration

 **DuraFusion™ Technology**  
A bold, vibrant finish with a smoother, tighter texture.

## QUALITY FOR LIFE


Every step of our manufacturing process incorporates rigorous research, testing and quality assurance. We demand the highest quality from each of our facilities across North America. We believe in creating world-class building products that stand the test of time. See our lifetime warranty at [Belgard.com/Warranty](https://Belgard.com/Warranty)

Due to the natural materials in our products, colors may vary from those shown on the cut sheet. We recommend viewing actual product samples to ensure the perfect color and finish for each project.

# DIMENSIONS™

## Paver | 60mm

Accentuate contemporary style with clean lines and a smooth, linear surface in a shape that is ideal for driveways, borders, inlaid designs and small patios.



MODULAR  
SIZING



ACCESSIBLE  
SURFACE



DRIVEWAY  
APPROVED

### PALLET INFORMATION

DIMENSIONS™ PAVER		SQFT/ PALLET	UNITS/ LAYER	SQFT/ LAYER	LAYER/ PALLET	WEIGHT/ PALLET
6 X 12 60MM	6 x 12 x 2 3/8	120	24	12	10	3260

### SHAPES & SIZES

6 X 12 | 60MM



6 x 12 x 2 3/8



WHITE



PEWTER



NAPOLI




CHARCOAL

## LEARN MORE

View the product page on [Belgard.com](http://Belgard.com) for more information



## PALLET LAYOUT



## TECHNICAL SPECS

- True 3" increments for simplified design, quoting and ordering
- Compatible with all modular paver lines—look for Modular Sizing icon
- Modular dimensions reduce cuts, installation time, and waste
- Modular compatibility allows more creative pattern options
- Maximized pallet layout for jobsite efficiencies
- Ideal for a variety of residential and commercial pedestrian and vehicular applications
- Surface and micro-chamfer are ADA-compliant and minimize wheelchair vibration

## QUALITY FOR LIFE


Every step of our manufacturing process incorporates rigorous research, testing and quality assurance. We demand the highest quality from each of our facilities across North America. We believe in creating world-class building products that stand the test of time. See our lifetime warranty at [Belgard.com/Warranty](http://Belgard.com/Warranty)

Due to the natural materials in our products, colors may vary from those shown on the cut sheet. We recommend viewing actual product samples to ensure the perfect color and finish for each project.

# DIMENSIONS™

## Plank | 60mm

Clean lines and an elongated plank shape offer a truly modern architectural appearance and a smooth face enriched with DuraFusion Technology for enhanced color, texture and wear-resistance.



### PALLET INFORMATION

DIMENSIONS™ PLANK		SQFT/ PALLET	UNITS/ LAYER	SQFT/ LAYER	LAYER/ PALLET	WEIGHT/ PALLET
3 X 12	3 x 12 x 2 <sup>3</sup> / <sub>8</sub>	110	44	11	10	2790

### SHAPES & SIZES

3 X 12



3 x 12 x 2<sup>3</sup>/<sub>8</sub>



# DIMENSIONS™

## Plank | 60mm

Clean lines and an elongated plank shape offer a truly modern architectural appearance for eye-catching outdoor spaces and contemporary designs.



### PALLET INFORMATION

DIMENSIONS™ PLANK		SQFT/ PALLET	UNITS/ LAYER	SQFT/ LAYER	LAYER/ PALLET	WEIGHT/ PALLET
3 X 12	3 x 12 x 2 <sup>3</sup> / <sub>8</sub>	110	44	11	10	2790

### SHAPES & SIZES

3 X 12



3 x 12 x 2<sup>3</sup>/<sub>8</sub>



# DIMENSIONS™

## Slab | 60mm

The expansive size is distinguished by clean, crisp lines and a smooth, linear surface, making it a superior choice for contemporary designs.



### PALLET INFORMATION

DIMENSIONS™		SQFT/ PALLET	UNITS/ LAYER	SQFT/ LAYER	LAYER/ PALLET	WEIGHT/ PALLET
SLAB	9 x 18 x 2 <sup>3</sup> / <sub>8</sub>	112.5	10	11.3	10	3275

### SHAPES & SIZES

SLAB



9 x 18 x 2<sup>3</sup>/<sub>8</sub>



ANTHRACITE



NAPOLI



SCANDINA GRAY



SEPIA

## LEARN MORE

View the product page on [Belgard.com](https://www.belgard.com) for more information



### TECHNICAL SPECS

- True 3" increments for simplified design, quoting and ordering
- Compatible with all modular paver lines—look for Modular Sizing icon
- Modular dimensions reduce cuts, installation time, and waste
- Modular compatibility allows more creative pattern options
- Maximized pallet layout for jobsite efficiencies
- Ideal for patios, walkways and pool decks
- Surface and micro-chamfer are ADA-compliant and minimize wheelchair vibration

### QUALITY FOR LIFE

Every step of our manufacturing process incorporates rigorous research, testing and quality assurance. We demand the highest quality from each of our facilities across North America. We believe in creating world-class building products that stand the test of time. See our lifetime warranty at [Belgard.com/Warranty](https://www.belgard.com/Warranty)

Due to the natural materials in our products, colors may vary from those shown on the cut sheet. We recommend viewing actual product samples to ensure the perfect color and finish for each project.

# DIMENSIONS™

## Slab | 60mm

Contemporary design is offered by an expansive size, clean lines and linear styling enriched with DuraFusion Technology for enhanced color, texture and wear-resistance.



MODULAR  
SIZING



ACCESSIBLE  
SURFACE



DURAFUSION  
TECHNOLOGY

### PALLET INFORMATION

DIMENSIONS™		SQFT/ PALLET	UNITS/ LAYER	SQFT/ LAYER	LAYER/ PALLET	WEIGHT/ PALLET
9 X 18	9 x 18 x 2 <sup>3</sup> / <sub>8</sub>	112.5	10	11.3	10	3275
12 X 24	12 x 24 x 2 <sup>3</sup> / <sub>8</sub>	120	6	12	10	3230
15 X 30	15 x 30 x 2 <sup>3</sup> / <sub>8</sub>	93.75	3	9.375	10	2680
24 X 24	24 x 24 x 2 <sup>3</sup> / <sub>8</sub>	80	2	8	10	2170
24 X 36	24 x 36 x 2 <sup>3</sup> / <sub>8</sub>	120	2	12	10	3240

### SHAPES & SIZES

9 X 18



9 x 18 x 2<sup>3</sup>/<sub>8</sub>

12 X 24



12 x 24 x 2<sup>3</sup>/<sub>8</sub>

15 X 30



15 x 30 x 2<sup>3</sup>/<sub>8</sub>

24 X 24



24 x 24 x 2<sup>3</sup>/<sub>8</sub>

24 X 36



24 x 36 x 2<sup>3</sup>/<sub>8</sub>



ANTHRACITE 



HICKORY 



SCANDINA GRAY   
Not available in 9x18



SEPIA   
Not available in 9x18



SHADED GRAY   
Only available in 24x36


## LEARN MORE

View the product page on [Belgard.com](https://www.belgard.com) for more information



## TECHNICAL SPECS

- True 3" increments for simplified design, quoting and ordering
- Compatible with all modular paver lines—look for Modular Sizing icon
- Modular dimensions reduce cuts, installation time, and waste
- Modular compatibility allows more creative pattern options
- Maximized pallet layout for jobsite efficiencies
- Ideal for patios, walkways and pool decks
- Surface and micro-chamfer are ADA-compliant and minimize wheelchair vibration

 **DuraFusion™ Technology**  
A bold, vibrant finish with a smoother, tighter texture.

## QUALITY FOR LIFE

Every step of our manufacturing process incorporates rigorous research, testing and quality assurance. We demand the highest quality from each of our facilities across North America. We believe in creating world-class building products that stand the test of time. See our lifetime warranty at [Belgard.com/Warranty](https://www.belgard.com/Warranty)

Due to the natural materials in our products, colors may vary from those shown on the cut sheet. We recommend viewing actual product samples to ensure the perfect color and finish for each project.

# EMPIRE™

Paver | 60mm | 80mm

The plank shape and hand-tooled face are enriched by DuraFusion Technology for enhanced texture and wear-resistance with seven distinct face styles for unique pattern creation.



MODULAR  
SIZING



ACCESSIBLE  
SURFACE



DRIVEWAY  
APPROVED



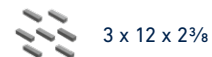
DURAFUSION  
TECHNOLOGY

## PALLET INFORMATION

EMPIRE™		SQFT/ PALLET	UNITS/ LAYER	SQFT/ LAYER	LAYER/ PALLET	WEIGHT/ PALLET
60MM	3 x 12 x 2 <sup>3</sup> / <sub>8</sub>	110	44	11	10	3056
80MM	3 x 12 x 3 <sup>1</sup> / <sub>8</sub>	88	44	11	8	3141

## SHAPES & SIZES

3 X 12 | 60MM




3 X 12 | 80MM





MIDNIGHT 



SCANDINA GRAY 


## LEARN MORE

View the product page on [Belgard.com](https://www.belgard.com) for more information



### TECHNICAL SPECS

- 7 unique textures per pallet
- Ideal for patios, walkways and accents
- Contemporary twist for classic herringbone and basketweave designs
- True 3" increments for simplified design, quoting and ordering
- Compatible with all modular paver lines—look for Modular Sizing icon
- Modular dimensions reduce cuts, installation time, and waste
- Modular compatibility allows more creative pattern options
- Maximized pallet layout for jobsite efficiencies
- Can be used to construct ADA-compliant pavement
- 80mm is ideal for vehicular applications

 **DuraFusion™ Technology**  
A bold, vibrant finish with a smoother, tighter texture.

### QUALITY FOR LIFE

Every step of our manufacturing process incorporates rigorous research, testing and quality assurance. We demand the highest quality from each of our facilities across North America. We believe in creating world-class building products that stand the test of time. See our lifetime warranty at [Belgard.com/Warranty](https://www.belgard.com/Warranty)

Due to the natural materials in our products, colors may vary from those shown on the cut sheet. We recommend viewing actual product samples to ensure the perfect color and finish for each project.

# HEXAGON

Paver | 60mm

Geometric beauty is reflected in the art deco design of this hexagon-shaped paver that can be used alone or for creating intricate and lively designs full of dynamic borders, accents or inlays.



ACCESSIBLE SURFACE

## PALLET INFORMATION

HEXAGON		SQFT/ PALLET	UNITS/ LAYER	SQFT/ LAYER	LAYER/ PALLET	WEIGHT/ PALLET
18" HEXAGON	18 x 18 x 2 <sup>3</sup> / <sub>8</sub>	86.6	16	-	11	2,420
12" HEXAGON	12 x 12 x 2 <sup>3</sup> / <sub>8</sub>	100.02	14	9.09	11	2845

## SHAPES & SIZES

18" HEXAGON



12" HEXAGON





ANTHRACITE



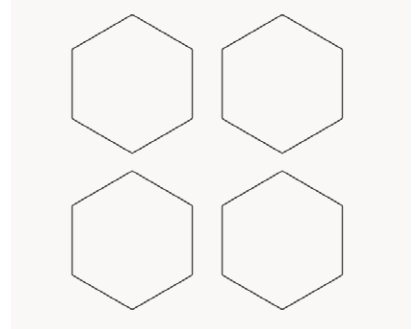
SCANDINA GRAY

## LEARN MORE

View the product page on [Beldgard.com](https://Belgard.com) for more information



### PALLET LAYOUT



### TECHNICAL SPECS

- Easy to install
- Create intricate designs as a border or inlay
- Suitable for ADA applications
- Contemporary art deco design

### QUALITY FOR LIFE

Every step of our manufacturing process incorporates rigorous research, testing and quality assurance. We demand the highest quality from each of our facilities across North America. We believe in creating world-class building products that stand the test of time. See our lifetime warranty at [Beldgard.com/Warranty](https://Beldgard.com/Warranty)

Due to the natural materials in our products, colors may vary from those shown on the cut sheet. We recommend viewing actual product samples to ensure the perfect color and finish for each project.

# HOLLAND STONE

Paver | 30mm | 60mm | 80mm

The classic architectural appearance is derived from a smooth face and clean lines to offer traditional appeal.



## PALLET INFORMATION

HOLLAND STONE		SQFT/ PALLET	UNITS/ LAYER	SQFT/ LAYER	LAYER/ PALLET	WEIGHT/ PALLET
30MM	4 x 8 x 1 <sup>3</sup> / <sub>16</sub>	145	-	-	16	1925
60MM	4 x 8 x 2 <sup>3</sup> / <sub>8</sub>	120	54	12	10	3120
80MM	4 x 8 x 3 <sup>1</sup> / <sub>8</sub>	83	-	-	-	-

## SHAPES & SIZES

30MM



60MM



80MM





ADOBE



AMARETTO



CHARCOAL



HARVEST BLEND



HARVEST BLEND



NAPOLI



SLATE



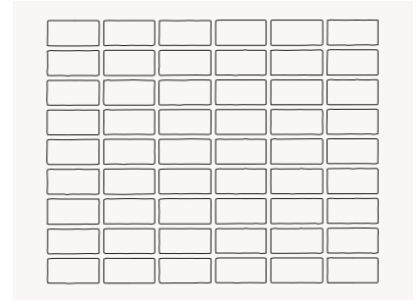
TITANIUM

## LEARN MORE

View the product page on [Beldgard.com](http://Belgard.com) for more information



## PALLET LAYOUT



## TECHNICAL SPECS

- Ideal for inlays, borders and as a stand alone
- 30mm can be used to overlay sound concrete and is acceptable for residential driveway use with this type of installation
- Ideal for both residential and commercial applications
- 60mm size approved for residential vehicular applications
- 80mm size approved for parking lots and commercial roadways
- Surface and micro-chamfer are ADA-compliant and minimize wheelchair vibration

## QUALITY FOR LIFE

Every step of our manufacturing process incorporates rigorous research, testing and quality assurance. We demand the highest quality from each of our facilities across North America. We believe in creating world-class building products that stand the test of time. See our lifetime warranty at [Beldgard.com/Warranty](http://Beldgard.com/Warranty)

Due to the natural materials in our products, colors may vary from those shown on the cut sheet. We recommend viewing actual product samples to ensure the perfect color and finish for each project.

# OCEANSIDE

## Paver | 60mm

Exposed coquina and oyster shells bring a rare coastal charm, with multiple paver sizes allowing for endless pattern possibilities.



ACCESSIBLE SURFACE

### PALLET INFORMATION

OCEANSIDE		SQFT/ PALLET	UNITS/ LAYER	SQFT/ LAYER	LAYER/ PALLET	WEIGHT/ PALLET
4 X 8 60MM	4 x 8 x 2 <sup>3</sup> / <sub>8</sub>	96	36	-	12	2596
8 X 8 60MM	8 x 8 x 2 <sup>3</sup> / <sub>8</sub>	96	18	-	12	2596
8 X 12 60MM	8 x 12 x 2 <sup>3</sup> / <sub>8</sub>	96	12	-	12	2596
12 X 12 60MM	12 x 12 x 2 <sup>3</sup> / <sub>8</sub>	96	8	-	12	2596

### SHAPES & SIZES

4 X 8 | 60MM



8 X 8 | 60MM



8 X 12 | 60MM



12 X 12 | 60MM





CREAM



GRAY



MALT

Not available in 12x12



WHITE


Only available in 12x12

## LEARN MORE

View the product page on [Beltgard.com](http://Belgard.com) for more information



## PALLET LAYOUT



## TECHNICAL SPECS

- Modular shapes in 4" increments
- Ideal for walkways, patios and pool decks
- Available in multiple sizes to create multiple patterns
- Can be utilized to construct an ADA-compliant pavement

## QUALITY FOR LIFE


Every step of our manufacturing process incorporates rigorous research, testing and quality assurance. We demand the highest quality from each of our facilities across North America. We believe in creating world-class building products that stand the test of time. See our lifetime warranty at [Beltgard.com/Warranty](http://Beltgard.com/Warranty)

Due to the natural materials in our products, colors may vary from those shown on the cut sheet. We recommend viewing actual product samples to ensure the perfect color and finish for each project.

# ORIGINS™ 12

3-Piece | 60mm

Emulating the look and texture of natural stone, this paver system offers earthy tones and a slightly chiseled, yet refined surface that blends with the natural environment.



MODULAR  
SIZING



ACCESSIBLE  
SURFACE

## PALLET INFORMATION

ORIGINS™ 12		SQFT/ PALLET	UNITS/ LAYER	SQFT/ LAYER	LAYER/ PALLET	WEIGHT/ PALLET
ORIGINS 12 60MM	6 x 12 x 2 <sup>3</sup> / <sub>8</sub>	120	-	12	10	3435
	12 x 12 x 2 <sup>3</sup> / <sub>8</sub>					
	18 x 12 x 2 <sup>3</sup> / <sub>8</sub>					

## SHAPES & SIZES

ORIGINS 12 | 60MM



6 x 12 x 2<sup>3</sup>/<sub>8</sub>



12 x 12 x 2<sup>3</sup>/<sub>8</sub>



18 x 12 x 2<sup>3</sup>/<sub>8</sub>



AMARETTO



ASHWOOD



CHESWICK



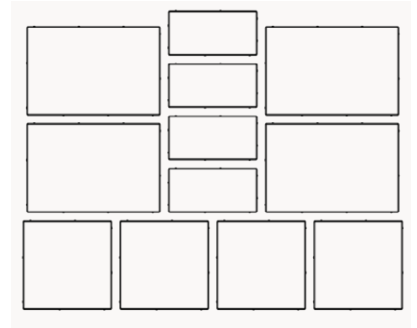
NAPOLI

## LEARN MORE

View the product page on [Belgard.com](http://Belgard.com) for more information



### PALLET LAYOUT



### TECHNICAL SPECS

- True 3" increments for simplified design, quoting and ordering
- Compatible with all modular paver lines—look for Modular Sizing icon
- Modular dimensions reduce cuts, installation time, and waste
- Modular compatibility allows more creative pattern options
- Maximized pallet layout for jobsite efficiencies
- Ideal for patios, walkways and pool decks
- Can be used to construct ADA-compliant pavement

### QUALITY FOR LIFE

Every step of our manufacturing process incorporates rigorous research, testing and quality assurance. We demand the highest quality from each of our facilities across North America. We believe in creating world-class building products that stand the test of time. See our lifetime warranty at [Belgard.com/Warranty](http://Belgard.com/Warranty)

Due to the natural materials in our products, colors may vary from those shown on the cut sheet. We recommend viewing actual product samples to ensure the perfect color and finish for each project.

# ORIGINS™ 12

3-Piece | 60mm

Emulating the look of natural stone, this paver system offers earthy tones and a chiseled surface enriched with DuraFusion Technology for enhanced color, texture and wear-resistance.



MODULAR  
SIZING



ACCESSIBLE  
SURFACE



DURAFUSION  
TECHNOLOGY

## PALLET INFORMATION

ORIGINS™ 12		SQFT/ PALLET	UNITS/ LAYER	SQFT/ LAYER	LAYER/ PALLET	WEIGHT/ PALLET
ORIGINS 12 60MM	6 x 12 x 2 <sup>3</sup> / <sub>8</sub>	120	-	12	10	3435
	12 x 12 x 2 <sup>3</sup> / <sub>8</sub>					
	18 x 12 x 2 <sup>3</sup> / <sub>8</sub>					

## SHAPES & SIZES

ORIGINS 12 | 60MM

 6 x 12 x 2<sup>3</sup>/<sub>8</sub>

 12 x 12 x 2<sup>3</sup>/<sub>8</sub>

 18 x 12 x 2<sup>3</sup>/<sub>8</sub>



ASHWOOD 



CHESWICK 



IRON BAY 



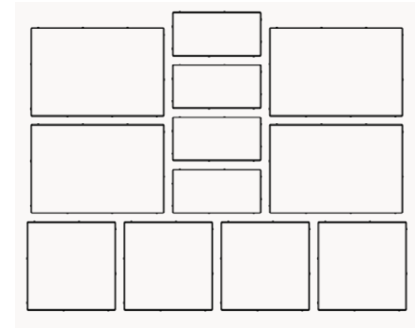
TEAK 

## LEARN MORE

View the product page on [Belgard.com](https://Belgard.com) for more information



## PALLET LAYOUT



## TECHNICAL SPECS

- True 3" increments for simplified design, quoting and ordering
- Compatible with all modular paver lines—look for Modular Sizing icon
- Modular dimensions reduce cuts, installation time, and waste
- Modular compatibility allows more creative pattern options
- Maximized pallet layout for jobsite efficiencies
- Ideal for patios, walkways and pool decks
- Can be used to construct ADA-compliant pavement



### DuraFusion™ Technology

A bold, vibrant finish with a smoother, tighter texture.

## QUALITY FOR LIFE

Every step of our manufacturing process incorporates rigorous research, testing and quality assurance. We demand the highest quality from each of our facilities across North America. We believe in creating world-class building products that stand the test of time. See our lifetime warranty at [Belgard.com/Warranty](https://Belgard.com/Warranty)

Due to the natural materials in our products, colors may vary from those shown on the cut sheet. We recommend viewing actual product samples to ensure the perfect color and finish for each project.

# ORIGINS™ 18

3-Piece | 60mm

Emulating the look and texture of natural stone, this paver system offers earthy tones and a slightly chiseled, yet refined surface that blends with the natural environment.



MODULAR  
SIZING



ACCESSIBLE  
SURFACE

## PALLET INFORMATION

ORIGINS™ 18		SQFT/ PALLET	UNITS/ LAYER	SQFT/ LAYER	LAYER/ PALLET	WEIGHT/ PALLET
ORIGINS 18 60MM	9 x 18 x 2 <sup>3</sup> / <sub>8</sub>	112.5	-	11.25	10	3296
	18 x 18 x 2 <sup>3</sup> / <sub>8</sub>					
	27 x 18 x 2 <sup>3</sup> / <sub>8</sub>					

## SHAPES & SIZES

ORIGINS 18 | 60MM





AMARETTO



ASHWOOD



CHESWICK



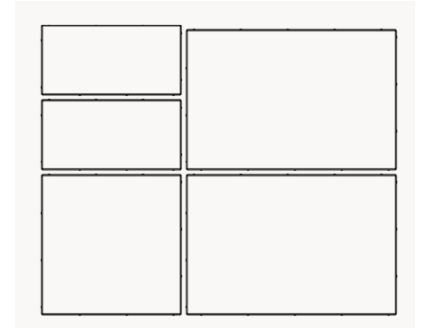
NAPOLI

## LEARN MORE

View the product page on [Belgard.com](https://Belgard.com) for more information



### PALLET LAYOUT



### TECHNICAL SPECS

- True 3" increments for simplified design, quoting and ordering
- Compatible with all modular paver lines—look for Modular Sizing icon
- Modular dimensions reduce cuts, installation time, and waste
- Modular compatibility allows more creative pattern options
- Maximized pallet layout for jobsite efficiencies
- Ideal for patios, walkways and pool decks
- Can be used to construct ADA-compliant pavement

### QUALITY FOR LIFE

Every step of our manufacturing process incorporates rigorous research, testing and quality assurance. We demand the highest quality from each of our facilities across North America. We believe in creating world-class building products that stand the test of time. See our lifetime warranty at [Belgard.com/Warranty](https://Belgard.com/Warranty)

Due to the natural materials in our products, colors may vary from those shown on the cut sheet. We recommend viewing actual product samples to ensure the perfect color and finish for each project.

# PAPYRUS™

3-Piece | 60mm

An organic textural experience with modern elegance, this paver's unique face mimics the look of textiles with hand-tooled striations that create an upscale look.



MODULAR  
SIZING



ACCESSIBLE  
SURFACE

## PALLET INFORMATION

PAPYRUS™ 18		SQFT/ PALLET	UNITS/ LAYER	SQFT/ LAYER	LAYER/ PALLET	WEIGHT/ PALLET
3-PIECE	9 x 18 x 2 <sup>3</sup> / <sub>8</sub>	112.5	-	11.25	10	3038
	18 x 18 x 2 <sup>3</sup> / <sub>8</sub>					
	18 x 27 x 2 <sup>3</sup> / <sub>8</sub>					

## SHAPES & SIZES

3-PIECE

 9 x 18 x 2<sup>3</sup>/<sub>8</sub>

 18 x 18 x 2<sup>3</sup>/<sub>8</sub>

 18 x 27 x 2<sup>3</sup>/<sub>8</sub>



SCANDINA GRAY



SEPIA

## LEARN MORE

View the product page on [Belgard.com](https://www.belgard.com) for more information



### TECHNICAL SPECS

- True 3" increments for simplified design, quoting and ordering
- Compatible with all modular paver lines—look for Modular Sizing icon
- Modular dimensions reduce cuts, installation time, and waste
- Modular compatibility allows more creative pattern options
- Maximized pallet layout for jobsite efficiencies
- Ideal for patios, walkways and pool decks
- Can be used to construct ADA-compliant pavement

### QUALITY FOR LIFE


Every step of our manufacturing process incorporates rigorous research, testing and quality assurance. We demand the highest quality from each of our facilities across North America. We believe in creating world-class building products that stand the test of time. See our lifetime warranty at [Belgard.com/Warranty](https://www.belgard.com/Warranty)

Due to the natural materials in our products, colors may vary from those shown on the cut sheet. We recommend viewing actual product samples to ensure the perfect color and finish for each project.

# FOUNDATION™

Concrete Finish | 20mm

These pavers exude timeless sophistication and a uniform look achieved by a smooth, refined surface texture, polished concrete appearance and neutral color tones.



ACCESSIBLE  
SURFACE

## PALLET INFORMATION

FOUNDATION™		SQFT/ PALLET	SQFT/ BOX	BOXES/ PALLET	PCS/ BOX	WEIGHT/ BOX	WEIGHT/ PALLET
24 X 24	23.54 x 23.54 x 3/4	275.04	7.64	36	2	67.84	2533.8

## SHAPES & SIZES

24 X 24



23.54 x 23.54 x 3/4



AMBER BEIGE



SCANDINA GRAY

## LEARN MORE

View the product page on [Belgard.com](https://Belgard.com) for more information



### TECHNICAL SPECS

- Incredibly high breakage loads, up to 3,000 pounds
- Can be cleaned with normal household cleaners and even pressure washed with a low pressure washing device.\*
- High-density structure and ultra-low absorption rate provide a tight surface texture that fends off surface mold, moss, dirt and stains
- Unaffected by alkalis, acids, chemical agents, salt and other de-icing materials
- Structured top textures create non-slip surfaces
- Freeze-thaw resistant—100% frost-free and properties remain unaltered at temperatures ranging from -51.1° to + 60° C (-60°F to +140°F)
- Can be installed on a pedestal system for plaza and rooftop installations
- Suitable for ADA-compliant installations

\* It is important that all pressure washing of your porcelain pavers be done with a low pressure washer with a maximum of 1600 psi and nothing more powerful. When pressure washing your installation, care should be taken to prevent damage to the grout (adhesive and grout installations) and some re-sanding will be necessary when power washing an installation with sand or polymeric sand joints.

### QUALITY FOR LIFE

Every step of our manufacturing process incorporates rigorous research, testing and quality assurance. We demand the highest quality from each of our facilities across North America. We believe in creating world-class building products that stand the test of time. See our lifetime warranty at [Belgard.com/Warranty](https://Belgard.com/Warranty)

Due to the natural materials in our products, colors may vary from those shown on the cut sheet. We recommend viewing actual product samples to ensure the perfect color and finish for each project.

# GENOA™

Stone Finish | 20mm

Subtle nuances of natural stone and a smooth, non-slip texture make this porcelain paver the choice for blending earthy tones with a weathered patina for timeless aesthetics.



## PALLET INFORMATION

GENOA™		SQFT/ PALLET	SQFT/ BOX	BOXES/ PALLET	PCS/ BOX	WEIGHT/ BOX	WEIGHT/ PALLET
12 X 24	11.73 x 23.54 x 3/4	303.6	7.59	40	4	68.23	2807
24 X 24	23.54 x 23.54 x 3/4	275.04	7.64	36	2	67.84	2533.8

## SHAPES & SIZES

12 X 24



11.73 x 23.54 x 3/4

24 X 24



23.54 x 23.54 x 3/4



BLANCO



CREMA

## LEARN MORE

View the product page on [Belgard.com](https://www.belgard.com) for more information



## TECHNICAL SPECS

- Incredibly high breakage loads, up to 3,000 pounds
- Can be cleaned with normal household cleaners and even pressure washed with a low pressure washing device.\*
- High-density structure and ultra-low absorption rate provide a tight surface texture that fends off surface mold, moss, dirt and stains
- Unaffected by alkalis, acids, chemical agents, salt and other de-icing materials
- Structured top textures create non-slip surfaces
- Freeze-thaw resistant—100% frost-free and properties remain unaltered at temperatures ranging from -51.1° to + 60° C (-60°F to +140°F)
- Can be installed on a pedestal system for plaza and rooftop installations
- Suitable for ADA-compliant installations

\* It is important that all pressure washing of your porcelain pavers be done with a low pressure washer with a maximum of 1600 psi and nothing more powerful. When pressure washing your installation, care should be taken to prevent damage to the grout (adhesive and grout installations) and some re-sanding will be necessary when power washing an installation with sand or polymeric sand joints.

## QUALITY FOR LIFE

Every step of our manufacturing process incorporates rigorous research, testing and quality assurance. We demand the highest quality from each of our facilities across North America. We believe in creating world-class building products that stand the test of time. See our lifetime warranty at [Belgard.com/Warranty](https://www.belgard.com/Warranty)

Due to the natural materials in our products, colors may vary from those shown on the cut sheet. We recommend viewing actual product samples to ensure the perfect color and finish for each project.

# GLOCAL

Concrete Finish | 20mm

The smooth concrete-like finish offers a clean, contemporary aesthetic. Its structured and tight surface texture in neutral shades makes this porcelain paver a versatile design element.



## PALLET INFORMATION

GLOCAL		SQFT/ PALLET	SQFT/ BOX	BOXES/ PALLET	PCS/ BOX	WEIGHT/ BOX	WEIGHT/ PALLET
24 X 24	23.54 x 23.54 x 3/4	232.5	7.75	30	2	72	2160
36 X 36	35.51 x 35.51 x 3/4	156.94	8.72	18	1	82.89	1525
24 X 48	23.54 x 47.17 x 3/4	271.25	7.75	35	1	74	2621
48 X 48	47.17 x 47.17 x 3/4	279	15.5	18	1	148.5	2774.2

## SHAPES & SIZES

24 X 24



23.54 x 23.54 x 3/4

36 X 36



35.51 x 35.51 x 3/4

24 X 48



23.54 x 47.17 x 3/4

48 X 48



47.17 x 47.17 x 3/4



CLEAR | GC 01   
Not available in 32 x 32 or 48 x 48



PERFECT | GC 02   
Only available in 32 x 32 and 48 x 48



IDEAL | GC 03



TYPE | GC 04



CLASSIC | GC 05



ABSOLUTE | GC 06



CHAMOIS | GC 08

## LEARN MORE

View the product page on [Belgard.com](https://Belgard.com) for more information



## TECHNICAL SPECS

- Incredibly high breakage loads, up to 3,000 pounds
- Can be cleaned with normal household cleaners and even pressure washed with a low pressure washing device.\*
- High-density structure and ultra-low absorption rate provide a tight surface texture that fends off surface mold, moss, dirt and stains
- Unaffected by alkalis, acids, chemical agents, salt and other de-icing materials
- Structured top textures create non-slip surfaces
- Freeze-thaw resistant—100% frost-free and properties remain unaltered at temperatures ranging from -51.1° to + 60° C (-60°F to +140°F)
- Can be installed on a pedestal system for plaza and rooftop installations
- Suitable for ADA-compliant installations

\* It is important that all pressure washing of your porcelain pavers be done with a low pressure washer with a maximum of 1600 psi and nothing more powerful. When pressure washing your installation, care should be taken to prevent damage to the grout (adhesive and grout installations) and some re-sanding will be necessary when power washing an installation with sand or polymeric sand joints.

Due to the natural materials in our products, colors may vary from those shown on the cut sheet. We recommend viewing actual product samples to ensure the perfect color and finish for each project.

# NOON

Wood Finish | 20mm

Warm and stylish, this contemporary expression of simplicity combines the look and feel of natural wood with the durability of porcelain.



**MIRAGE**  
INSPIRING BETTER LIVING

**v3** MODERATE SHADE VARIATION

**v4** HIGH SHADE VARIATION

 LOW SOLAR HEAT ABSORPTION

 ACCESSIBLE SURFACE

## PALLET INFORMATION

NOON		SQFT/ PALLET	SQFT/ BOX	BOXES/ PALLET	PCS/ BOX	WEIGHT/ BOX	WEIGHT/ PALLET
12 X 48	11.73 x 47.17	279	7.75	36	2	74	2664

## SHAPES & SIZES

12 X 48  
 11.73 x 47.17



DAYLIGHT | NN 01 ST 



EMBER | NN 02 ST 



HONEY | NN 03 ST 

## LEARN MORE

View the product page on [Belgard.com](http://Belgard.com) for more information



## TECHNICAL SPECS

- Incredibly high breakage loads, up to 3,000 pounds
- Can be cleaned with normal household cleaners and even pressure washed with a low pressure washing device.\*
- High-density structure and ultra-low absorption rate provide a tight surface texture that fends off surface mold, moss, dirt and stains
- Unaffected by alkalis, acids, chemical agents, salt and other de-icing materials
- Structured top textures create non-slip surfaces.
- Freeze-thaw resistant—100% frost-free and properties remain unaltered at temperatures ranging from -51.1° to + 60° C (-60°F to +140°F)
- Suitable for ADA-compliant installations

\* It is important that all pressure washing of your porcelain pavers be done with a low pressure washer with a maximum of 1600 psi and nothing more powerful. When pressure washing your installation, care should be taken to prevent damage to the grout (adhesive and grout installations) and some re-sanding will be necessary when power washing an installation with sand or polymeric sand joints.

Due to the natural materials in our products, colors may vary from those shown on the cut sheet. We recommend viewing actual product samples to ensure the perfect color and finish for each project.

# NORR

Stone Finish | 20mm

The appearance of embedded pebbles of marble chips in varied sizes, shapes and colors creates a multidimensional effect that closely mimics the dramatic look of macro terrazzo.



**v2** SLIGHT SHADE VARIATION

**v3** MODERATE SHADE VARIATION

**v4** HIGH SHADE VARIATION

 LOW SOLAR HEAT ABSORPTION

 ACCESSIBLE SURFACE

## PALLET INFORMATION

NORR		SQFT/ PALLET	SQFT/ BOX	BOXES/ PALLET	PCS/ BOX	WEIGHT/ BOX	WEIGHT/ PALLET
24 X 24	23.54 x 23.54 x 3/4	232.5	7.75	30	2	72	2160
32 X 32	31.42 x 31.42 x 3/4	289.33	6.89	42	1	65.48	2751

## SHAPES & SIZES

24 X 24



23.54 x 23.54 x 3/4

32 X 32



31.42 x 31.42 x 3/4




VIT | RR 01 ST - STA 



GRA | RR 02 ST - STA 




SVART | RR 03 ST - STA 




FARGE | RR 05 STA 




HAV | RR 06 STA 



OKEN | RR 08 STA 



GRUS | RR 09 STA 

## LEARN MORE

View the product page on [Belgard.com](https://www.belgard.com) for more information



## TECHNICAL SPECS

- Incredibly high breakage loads, up to 3,000 pounds
- Unaffected by alkalis, acids, chemical agents, salt and other de-icing materials
- High-density structure and ultra-low absorption rate provide a tight surface texture that fends off surface mold, moss, dirt and stains
- Structured top textures create non-slip surfaces
- Freeze-thaw resistant—100% frost-free and properties remain unaltered at temperatures ranging from -51.1° to + 60° C (-60°F to +140°F)
- Can be installed on a pedestal system for plaza and rooftop installations
- Suitable for ADA-compliant installations

\* It is important that all pressure washing of your porcelain pavers be done with a low pressure washer with a maximum of 1600 psi and nothing more powerful. When pressure washing your installation, care should be taken to prevent damage to the grout (adhesive and grout installations) and some re-sanding will be necessary when power washing an installation with sand or polymeric sand joints.

Due to the natural materials in our products, colors may vary from those shown on the cut sheet. We recommend viewing actual product samples to ensure the perfect color and finish for each project.

# NOVEMBER

Stone Finish | 20mm

Minimalist styling inspired by nature is found with this versatile porcelain paver. Characteristics of stone and cement embody its texture to offer a simple, yet elegant look.



**MIRAGE**  
INSPIRING BETTER LIVING

**v2** SLIGHT SHADE VARIATION

 LOW SOLAR HEAT ABSORPTION

 ACCESSIBLE SURFACE

## PALLET INFORMATION

NOVEMBER		SQFT/ PALLET	SQFT/ BOX	BOXES/ PALLET	PCS/ BOX	WEIGHT/ BOX	WEIGHT/ PALLET
24 X 24	23.54 x 23.54 x 3/4	232.5	7.75	30	2	72	2280

## SHAPES & SIZES

24 X 24



23.54 x 23.54 x 3/4



RAIN | NM 01  



WIND | NM 02 



WARM | NM 04  



LAND | NM 05 

## LEARN MORE

View the product page on [Belgard.com](https://Belgard.com) for more information



### TECHNICAL SPECS

- Can be cleaned with normal household cleaners and even pressure washed with a low pressure washing device.\*
- High-density structure and ultra-low absorption rate provide a tight surface texture that fends off surface mold, moss, dirt and stains
- Unaffected by alkalis, acids, chemical agents, salt and other de-icing materials
- Structured top textures create non-slip surfaces
- Freeze-thaw resistant—100% frost-free and properties remain unaltered at temperatures ranging from -51.1° to +60° C (-60°F to +140°F)
- Can be installed on a pedestal system for plaza and rooftop installations
- Suitable for ADA-compliant installations

\* It is important that all pressure washing of your porcelain pavers be done with a low pressure washer with a maximum of 1600 psi and nothing more powerful. When pressure washing your installation, care should be taken to prevent damage to the grout (adhesive and grout installations) and some re-sanding will be necessary when power washing an installation with sand or polymeric sand joints.

Due to the natural materials in our products, colors may vary from those shown on the cut sheet. We recommend viewing actual product samples to ensure the perfect color and finish for each project.

# QUARZITI 2.0

## Stone Finish

This interpretation of natural quartz incorporates a gentle shading effect with the authentic diversity and subtle iridescence of natural elements.



MODERATE SHADE VARIATION



LOW SOLAR HEAT ABSORPTION



ACCESSIBLE SURFACE

### PALLET INFORMATION


QUARZITI 2.0		SQFT/ PALLET	SQFT/ BOX	BOXES/ PALLET	PCS/ BOX	WEIGHT/ BOX	WEIGHT/ PALLET
12 X 24	11.73 x 23.54 x 3/4	232.4	5.81	40	3	54.45	2178
18 X 36	17.64 x 35.35 x 3/4	234.9	8.7	27	2	81.4	2198
24 X 24	23.54 x 23.54 x 3/4	232.5	7.75	30	2	72	2160
24 X 48	23.54 x 47.17 x 3/4	271.25	7.75	35	1	74	2621
2-PIECE	11.73 x 23.54 x 3/4 23.54 x 35.35 x 3/4	7.75	36	279	2	72	2592

### SHAPES & SIZES

#### 12 X 24



#### 18 X 36



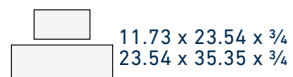
#### 24 X 24



#### 24 X 48



#### 2-PIECE






GLACIER | QR 01 NAT  



MOUNTAINS | QR 02 NAT  




WATERFALL | QR 03 NAT 



RIVER | QR 04 NAT 



MANTLE | QR 05 NAT 

## LEARN MORE

View the product page on [Belgard.com](https://Belgard.com) for more information



### TECHNICAL SPECS

- Incredibly high breakage loads, up to 3,000 pounds
- Can be cleaned with normal household cleaners and even pressure washed with a low pressure washing device.\*
- High-density structure and ultra-low absorption rate provide a tight surface texture that fends off surface mold, moss, dirt and stains
- Unaffected by alkalis, acids, chemical agents, salt and other de-icing materials
- Structured top textures create non-slip surfaces
- Freeze-thaw resistant—100% frost-free and properties remain unaltered at temperatures ranging from -51.1° to + 60° C (-60°F to +140°F)
- Can be installed on a pedestal system for plaza and rooftop installations
- Suitable for ADA-compliant installations

\* It is important that all pressure washing of your porcelain pavers be done with a low pressure washer with a maximum of 1600 psi and nothing more powerful. When pressure washing your installation, care should be taken to prevent damage to the grout (adhesive and grout installations) and some re-sanding will be necessary when power washing an installation with sand or polymeric sand joints.

Due to the natural materials in our products, colors may vary from those shown on the cut sheet. We recommend viewing actual product samples to ensure the perfect color and finish for each project.

# TRAVERTINI

Travertine Finish | 20mm

Resembling the natural texture of travertine, this smooth finish paver offers two aesthetics with either a dramatic look of linear veins or softer cross-cut aesthetic.



**v2** SLIGHT SHADE VARIATION

**v4** HIGH SHADE VARIATION

 LOW SOLAR HEAT ABSORPTION

 ACCESSIBLE SURFACE

## PALLET INFORMATION

TRAVERTINI		SQFT/ PALLET	SQFT/ BOX	BOXES/ PALLET	PCS/ BOX	WEIGHT/ BOX	WEIGHT/ PALLET
24 X 24	23.54 x 23.54 x 3/4	232.5	7.75	30	2	72	2160
32 X 32	31.42 x 31.42 x 3/4	289.33	6.89	42	1	65.48	2751
24 X 48	23.54 x 47.17 x 3/4	271.25	7.75	35	1	74	2621

## SHAPES & SIZES

24 X 24



23.54 x 23.54 x 3/4

32 X 32



31.42 x 31.42 x 3/4

24 X 48



23.54 x 47.17 x 3/4



PEARLY CROSS | EY 12



LIGHT CROSS | EY 13



MISTY CROSS | EY 14



RUSTIC CROSS | EY 15



LIGHT VEIN | EY 07   
Only available in 24x48



DARK VEIN | EY 08   
Only available in 24x48



MISTY VEIN | EY 11   
Only available in 24x48

## LEARN MORE

View the product page on [Belgard.com](http://Belgard.com) for more information



## TECHNICAL SPECS

- A variety of modular shapes offer ultimate design flexibility
- Incredibly high breakage loads, up to 3,000 pounds
- Can be cleaned with normal household cleaners and even pressure washed with a low pressure washing device.\*
- High-density structure and ultra-low absorption rate provide a tight surface texture that fends off surface mold, moss, dirt and stains
- Unaffected by alkalis, acids, chemical agents, salt and other de-icing materials
- Structured top textures create non-slip surfaces.
- Freeze-thaw resistant—100% frost-free and properties remain unaltered at temperatures ranging from -51.1° to + 60° C (-60°F to +140°F)
- Can be installed on a pedestal system for plaza and rooftop applications
- Suitable for ADA-compliant installations


\* It is important that all pressure washing of your porcelain pavers be done with a low pressure washer with a maximum of 1600 psi and nothing more powerful. When pressure washing your installation, care should be taken to prevent damage to the grout (adhesive and grout installations) and some re-sanding will be necessary when power washing an installation with sand or polymeric sand joints.

Due to the natural materials in our products, colors may vary from those shown on the cut sheet. We recommend viewing actual product samples to ensure the perfect color and finish for each project.

# UNICO 2.0

## Coping | 20mm

Outdoor spaces are enhanced with this premium porcelain coping, available in a variety of styles to complement multiple porcelain paver lines.



**MIRAGE**  
INSPIRING BETTER LIVING

**v2** SLIGHT SHADE VARIATION

**v3** MODERATE SHADE VARIATION

**v4** HIGH SHADE VARIATION

 LOW SOLAR HEAT ABSORPTION

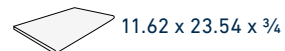
 ACCESSIBLE SURFACE

### PALLET INFORMATION

UNICO 2.0		LNFT/ PALLET	LNFT/ BOX	BOXES/ PALLET	PCS/ BOX	WEIGHT/ BOX	WEIGHT/ PALLET
COPING	11.62 x 23.54 x ¾"	205.2	5.7	36	3	54	1944

### SHAPES & SIZES

COPING





DAYLIGHT | NN 01 ST **v4**




EMBER | NN 02 ST **v4**




HONEY | NN 03 ST **v3**



CLEAR | GC 01 **v2**



PERFECT | GC 02 **v2**



IDEAL | GC 03 **v2**




TYPE | GC 04 **v2**



CLASSIC | GC 05 **v2**



ABSOLUTE | GC 06 **v2**



CHAMOIS | GC 08 **v2**



PEARLY CROSS | EY 12 **v2**



LIGHT CROSS\* | EY 13 **v2**



MISTY CROSS | EY 14 **v2**



RUSTIC CROSS | EY 15 **v4**



GLACIER | QR 01 NAT **v3**



MOUNTAINS | QR 02 NAT **v3**



WATERFALL | QR 03 NAT **v3**



RIVER | QR 04 NAT **v3**



MANTLE | QR 05 NAT **v3**

## LEARN MORE

View the product page on [Belgard.com](http://Belgard.com) for more information



## TECHNICAL SPECS

- Porcelain coping, featuring a sleek polished round edge
- Use for steps or as coping for swimming pools
- Incredibly high breakage loads, up to 3,000 pounds
- Can be cleaned with normal household cleaners and even pressure washed with a low pressure washing device.\*
- High-density structure and ultra-low absorption rate provide a tight surface texture that fends off surface mold, moss, dirt and stains
- Unaffected by alkalis, acids, chemical agents, salt and other de-icing materials
- Structured top textures create non-slip surfaces
- Freeze-thaw resistant—100% frost-free and properties remain unaltered at temperatures ranging from -51.1° to + 60° C (-60°F to +140°F)
- Suitable for ADA-compliant installations

\* It is important that all pressure washing of your porcelain pavers be done with a low pressure washer with a maximum of 1600 psi and nothing more powerful. When pressure washing your installation, care should be taken to prevent damage to the grout (adhesive and grout installations) and some re-sanding will be necessary when power washing an installation with sand or polymeric sand joints.

Due to the natural materials in our products, colors may vary from those shown on the cut sheet. We recommend viewing actual product samples to ensure the perfect color and finish for each project.

# BELAIR WALL® 2.0

## Retaining | Freestanding

A sophisticated appearance of hand-chiseled stone is brought to life with an irregular surface that adds depth and visual interest for a dynamic look.




### PALLET INFORMATION


BELAIR WALL® 2.0		SQFT/ PALLET	SQFT/ LAYER	LAYER/ PALLET	UNITS/ PALLET	WEIGHT/ PALLET
6" FSW	6 x 6 x 5	26	6	5	30	2939
	6 x 10 x 5				30	
	6 x 16 x 5				60	
6" SRW	6 x 6 x 8	26.625	10	3	15	2318
	6 x 10 x 8				15	
	6 x 16 x 8				30	
COLUMN/ CORNER	6 x 16 x 8	28	-	2	28	1650
CAP	3 x 7 / 8 x 13½	-	-	8	144	3200
CAP END	3 x 8 x 13½	-	-	3	36	900
WALL END	6 x 8 x 11	86.2	-	-	56	3050

### SHAPES & SIZES

#### 6" FREESTANDING



#### 6" RETAINING



#### COLUMN/CORNER



#### CAP




#### CAP END



#### WALL END





NAPOLI



SLATE

## LEARN MORE

View the product page on [Belgard.com](https://www.belgard.com) for more information



## TECHNICAL SPECS

- Freestanding & gravity walls\* can be built up to 3 feet high, including buried course
- Taller walls can be built using geosynthetic reinforcement when designed by a qualified engineer
- Rear-lip on retaining wall block makes installation fast and accurate
- Freestanding Walls: 4-foot minimum radius using all 3 units
- Retaining Walls: 1"/9.5° Setback/ System batter
- Minimum outside radius, measured on the top course to the front of the units: 4 feet
- Minimum inside radius, measured on the base course to the front of the units: 8 feet

\*Gravity wall heights are based on project specific conditions and may be lower than this value.

## QUALITY FOR LIFE

Every step of our manufacturing process incorporates rigorous research, testing and quality assurance. We demand the highest quality from each of our facilities across North America. We believe in creating world-class building products that stand the test of time. See our lifetime warranty at [Belgard.com/Warranty](https://www.belgard.com/Warranty)

Due to the natural materials in our products, colors may vary from those shown on the cut sheet. We recommend viewing actual product samples to ensure the perfect color and finish for each project.

# CASTLEMANOR®

## Retaining | Freestanding

With the classic appeal of hand-stacked cut stone and the modern touch of a smooth face and crisp edges, this versatile wall offers a timeless look ideal for small walls and a variety of outdoor living features.



RETAINING



FREESTANDING



COLUMNS



FIRE PITS



KITCHEN



STEPS

### PALLET INFORMATION

CASTLEMANOR®		SQFT/ PALLET	SQFT/ LAYER	LAYER/ PALLET	UNITS/ PALLET	WEIGHT/ PALLET
3-PIECE	6 x 16 x 10	31	3.125	5	25	3431
	6 x 12 x 10		2.29		25	
	6 x 6 x 10		1.05		25	
CAP	3 x 12 x 10	132	-	6	72	2160

### SHAPES & SIZES

#### 3-PIECE



6 x 16 x 10



6 x 12 x 10



6 x 6 x 10

#### CAP



3 x 12 x 10



NAPOLI



SLATE

## LEARN MORE

View the product page on [Belgard.com](https://www.belgard.com) for more information



### TECHNICAL SPECS

- Multi-piece wall system for increased installation flexibility
- Ideal for small freestanding walls, parapet walls, seat benches, pilasters, columns and outdoor living environments
- Build curved or straight, freestanding or retaining walls
- Each unit can be used as an exposed end unit or a 90° corner unit for less cuts
- No patterns required for random look
- Used for gravity walls up to 2.5 feet\* at a near vertical batter or 3 feet\* using the 9.5 degree batter/1 inch setback per unit option
- Taller walls can be built using geosynthetic reinforcement when designed by a qualified engineer
- Minimum outside radius of 5 feet
- Minimum inside radius of 3 feet

\*Gravity wall heights are based on project specific conditions and may be lower than this value.

### QUALITY FOR LIFE


Every step of our manufacturing process incorporates rigorous research, testing and quality assurance. We demand the highest quality from each of our facilities across North America. We believe in creating world-class building products that stand the test of time. See our lifetime warranty at [Belgard.com/Warranty](https://www.belgard.com/Warranty)

Due to the natural materials in our products, colors may vary from those shown on the cut sheet. We recommend viewing actual product samples to ensure the perfect color and finish for each project.

# DIAMOND® 9D

## Retaining

The rugged split-face texture imparts a natural stone appearance with a size and shape ideal for smaller retaining walls.



RETAINING



COLUMNS



STEPS

### PALLET INFORMATION

	DIAMOND® 9D	SQFT/ PALLET	SQFT/ LAYER	LAYER/ PALLET	UNITS/ PALLET	WEIGHT/ PALLET
BLOCK	6 x 17¾ x 9	35.5	8.9	4	48	2379
CAP	3 x 17 / 12 x 10	-	-	-	64	2829

### SHAPES & SIZES

#### BLOCK



6 x 17¾ x 9

#### CAP



3 x 17 / 12 x 10

Corner unit available. Scan product QR code for details.



NAPOLI



SLATE

## LEARN MORE

View the product page on [Belgard.com](https://www.belgard.com) for more information



## TECHNICAL SPECS

- All system components are standard-split in-line
- Rear lip locators easily establish a uniform wall batter
- Matching cap and corner completes the system
- Build gravity walls up to 3 feet high\*, including the buried course
- Taller walls can be built using geosynthetic reinforcement when designed by a qualified engineer
- Minimum outside radius, measured on the top course to the front of the units: 3 feet
- Minimum inside radius, measured on the base course to the front of the units: 6 feet
- The rear lip establishes a 1 1/8" setback for a 10.6 degree system batter

\*Gravity wall heights are based on project specific conditions and may be lower than this value.

## QUALITY FOR LIFE


Every step of our manufacturing process incorporates rigorous research, testing and quality assurance. We demand the highest quality from each of our facilities across North America. We believe in creating world-class building products that stand the test of time. See our lifetime warranty at [Belgard.com/Warranty](https://www.belgard.com/Warranty)

Due to the natural materials in our products, colors may vary from those shown on the cut sheet. We recommend viewing actual product samples to ensure the perfect color and finish for each project.

# DIAMOND PRO®

## Retaining

The strongest in the Diamond series, the rough-hewn split stone face of Diamond Pro provides a classic look ideal for grade changes, terraced landscapes and tall walls.



RETAINING



COLUMNS



STEPS

### PALLET INFORMATION

DIAMOND PRO®		SQFT/ PALLET	SQFT/ LAYER	LAYER/ PALLET	UNITS/ PALLET	WEIGHT/ PALLET
UNIT	8 x 18 x 12	48	12	4	48	3874
COR- NER	8 x 18 x 9	-	-	-	36	3520
PRO CAP	4 x 12 x 18	97.5	-	-	72	4096

### SHAPES & SIZES

UNIT



8 x 18 x 12

CORNER




8 x 18 x 9


PRO CAP



4 x 12 x 18



NAPOLI



SLATE

## LEARN MORE

View the product page on [Belgard.com](https://www.belgard.com) for more information



### TECHNICAL SPECS

- Large cores for ease in handling
- Matching corner and cap for a seamless appearance
- Gravity walls can be built up to 4 ft high\*, including buried course with a 7.1° batter
- Walls in excess of 50 ft high have been built with Diamond Pro when combined with geosynthetic reinforcement
- Minimum outside radius, measured from the top course to the front of the units: 4 ft
- Minimum inside radius, measured on the base course to the front of the units: 6 ft

\*Gravity wall heights are based on project specific conditions and may be lower than this value.

### QUALITY FOR LIFE


Every step of our manufacturing process incorporates rigorous research, testing and quality assurance. We demand the highest quality from each of our facilities across North America. We believe in creating world-class building products that stand the test of time. See our lifetime warranty at [Belgard.com/Warranty](https://www.belgard.com/Warranty)

Due to the natural materials in our products, colors may vary from those shown on the cut sheet. We recommend viewing actual product samples to ensure the perfect color and finish for each project.

# DIAMOND PRO® AIR SMOOTH

## Retaining

A sleek, near-vertical profile and smooth face deliver clean lines and modern impact to transform outdoor spaces with a block that is 30% lighter and offers efficiencies on every level.



RETAINING



STEPS

### PALLET INFORMATION

DIAMOND PRO® AIR SMOOTH		SQFT/ PALLET	SQFT/ LAYER	LAYER/ PALLET	UNITS/ PALLET	WEIGHT/ PALLET
SMOOTH FACE	8 x 18 x 11½	48	-	-	200	2004
CAP	4 x 17¼ x 10¾	97.5	-	-	72	3260

### SHAPES & SIZES

#### SMOOTH FACE



8 x 18 x 11½

#### CAP



4 x 17¼ x 10¾



ANTHRACITE



HICKORY



SHADED GRAY

## LEARN MORE

View the product page on [Belgard.com](https://www.belgard.com) for more information



## TECHNICAL SPECS

- Can be installed as a gravity wall or geogrid-reinforced wall.
- Weighing only 54 lbs., this 1 square foot block maximizes installation and shipping efficiencies
- Front lug design produces a 9/16" per unit setback for a 4° system batter
- Cores align for easy filling
- Top course is placed upside down in order to increase capping efficiency
- Ideally situated for retaining walls up to 12 feet tall
- Can be used to build gravity walls up to 3" 4" high\*, including the buried course
- Minimum outside radius, measured on the top course to the front of the units: 4 feet
- Minimum inside radius, measured on the base course to the front of the units: 6 feet

\*Gravity wall heights are based on project specific conditions and may be lower than this value.

## QUALITY FOR LIFE

Every step of our manufacturing process incorporates rigorous research, testing and quality assurance. We demand the highest quality from each of our facilities across North America. We believe in creating world-class building products that stand the test of time. See our lifetime warranty at [Belgard.com/Warranty](https://www.belgard.com/Warranty)

Due to the natural materials in our products, colors may vary from those shown on the cut sheet. We recommend viewing actual product samples to ensure the perfect color and finish for each project.

# DIAMOND PRO® AIR STRAIGHT

## Retaining

A rugged split-stone face and crisp edges bring organic texture and timeless character to retaining and terraced walls—with a block that’s 30% lighter and offers efficiencies on every level.



RETAINING



COLUMNS



STEPS

### PALLET INFORMATION

DIAMOND PRO® AIR STRAIGHT		SQFT/ PALLET	SQFT/ LAYER	LAYER/ PALLET	UNITS/ PALLET	WEIGHT/ PALLET
STRAIGHT FACE	8 x 18 x 11½	48	-	-	36	2004
CAP	4 x 17¼ x 10%	97.5	-	-	72	3260

### SHAPES & SIZES

#### STRAIGHT FACE




8 x 18 x 11½


#### CAP



4 x 17¼ x 10%



NAPOLI



SLATE

## LEARN MORE

View the product page on [Belgard.com](https://www.belgard.com) for more information



## TECHNICAL SPECS

- Can be installed as a gravity wall or geogrid-reinforced wall
- Weighing only 54 lbs., this 1 square foot block maximizes installation and shipping efficiencies
- Front lug design produces a 9/16" per unit setback for a 4° system batter
- Cores align for easy filling
- Built-in handholds for easy handling
- Top course is placed upside down in order to increase capping efficiency
- Near-vertical geogrid-reinforced retaining walls up to 12 feet tall
- Gravity walls up to 3' 4" high\*, including the buried course
- Minimum outside radius, measured on the top course to the front of the units: 4 feet
- Minimum inside radius, measured on the base course to the front of the units: 6 feet

\*Gravity wall heights are based on project specific conditions and may be lower than this value.

## QUALITY FOR LIFE

Every step of our manufacturing process incorporates rigorous research, testing and quality assurance. We demand the highest quality from each of our facilities across North America. We believe in creating world-class building products that stand the test of time. See our lifetime warranty at [Belgard.com/Warranty](https://www.belgard.com/Warranty)

Due to the natural materials in our products, colors may vary from those shown on the cut sheet. We recommend viewing actual product samples to ensure the perfect color and finish for each project.

# DIAMOND PRO® PS

## Retaining

The classic split face look and strength of Diamond Pro with an added pin system for the efficient installation of tall walls and terraced landscapes.



RETAINING



COLUMNS



STEPS

### PALLET INFORMATION

DIAMOND PRO® PS		SQFT/ PALLET	SQFT/ LAYER	LAYER/ PALLET	UNITS/ PALLET	WEIGHT/ PALLET
SPLIT FACE	8 x 18 x 12	36	9	4	36	2664
COR- NER	8 x 17¼ x 7½	-	-	-	-	-

### SHAPES & SIZES

#### SPLIT FACE



8 x 18 x 12


#### CORNER



8 x 17¼ x 7½



NAPOLI



SLATE

## LEARN MORE

View the product page on [Beldgard.com](https://Belgard.com) for more information



## TECHNICAL SPECS

- Pin system installation method
- Large cores for ease in handling
- Ease of installation with oversized pin aligning cores
- Pin cores allow for multiple batter options
- Builds walls in excess of 50 feet when combined with geosynthetic reinforcement
- One square foot of wall face per block
- Gravity walls can be built up to 4 feet high\*, including the buried course, with 7.1 degree batter
- Minimum outside radius, measured on the top course to the front of the units: 4 feet
- Minimum inside radius, measured on the base course to the front of the units: 6 feet
- Setback/System Batter: Near Vertical and 1"/7.1°; additional system batter can be created by alternating pin placement on each course of wall

\*Gravity wall heights are based on project specific conditions and may be lower than this value.

## QUALITY FOR LIFE


Every step of our manufacturing process incorporates rigorous research, testing and quality assurance. We demand the highest quality from each of our facilities across North America. We believe in creating world-class building products that stand the test of time. See our lifetime warranty at [Beldgard.com/Warranty](https://Belgard.com/Warranty)

Due to the natural materials in our products, colors may vary from those shown on the cut sheet. We recommend viewing actual product samples to ensure the perfect color and finish for each project.

# EASTON STONE™

## Garden | Freestanding

With a smooth texture and refined look, this universal block offers tremendous versatility. Earthen tones and its clean texture facilitate warmth with timeless appeal.



FREESTANDING



GARDEN



FIRE PITS



KITCHEN



STEPS



COLUMNS

### PALLET INFORMATION

EASTON STONE™		SQFT/ PALLET	SQFT/ LAYER	LAYER/ PALLET	UNITS/ PALLET	WEIGHT/ PALLET
3-PIECE	4 x 8 x 8	9.1	1.33	7	42	3360
	4 x 12 x 8	14	2.00		42	
	4 x 16 x 8	18.69	2.67		42	
UNI- VERSAL	4 x 12 x 8	-	-	7	120	3360

### SHAPES & SIZES

#### 3-PIECE



#### UNIVERSAL





AMARETTO



NAPOLI



SLATE

## LEARN MORE

View the product page on [Belgard.com](https://www.belgard.com) for more information



## TECHNICAL SPECS

- Universal block can be used for both walls and caps
- Plantable wall designs and columns can be easily created
- Build freeform walls with minimal cuts
- Can be used to build gravity walls up to 2 feet high\*, including the buried course

\*Gravity wall heights are based on project specific conditions and may be lower than this value.

## QUALITY FOR LIFE


Every step of our manufacturing process incorporates rigorous research, testing and quality assurance. We demand the highest quality from each of our facilities across North America. We believe in creating world-class building products that stand the test of time. See our lifetime warranty at [Belgard.com/Warranty](https://www.belgard.com/Warranty)

Due to the natural materials in our products, colors may vary from those shown on the cut sheet. We recommend viewing actual product samples to ensure the perfect color and finish for each project.

# MELVILLE™ WALL

## Garden | Freestanding

Distinctive smooth faces, subtle edges and clean design make this wall stand out for the modern aesthetics it provides. This system is comprised of a double-sided wall unit, along with a matching cap.



FREESTANDING



GARDEN



COLUMNS



FIRE PITS



KITCHEN



STEPS

### PALLET INFORMATION

MELVILLE™ WALL		SQFT/ PALLET	SQFT/ LAYER	LAYER/ PALLET	UNITS/ PALLET	WEIGHT/ PALLET
WALL	4 x 20 x 10	26.67	4.45	6	48	2934
CAP	2 x 20 x 13	-	-	10	60	2400

### SHAPES & SIZES

WALL



CAP\*



\*Can be used as cap and/or wall block



ANTHRACITE



NAPOLI



SLATE

## LEARN MORE

View the product page on [Belgard.com](https://www.belgard.com) for more information



## TECHNICAL SPECS

- Matching cap provides a seamless aesthetic
- Integrate cap into wall design to create depth and custom appearance
- Multiple installation patterns
- Pairs well with other Melville smooth-faced product lines
- On-trend color offering complements any project
- Simplistic design allows for easy installation of walls and other outdoor features
- 2 foot maximum height is perfect for garden and planter walls

## QUALITY FOR LIFE

Every step of our manufacturing process incorporates rigorous research, testing and quality assurance. We demand the highest quality from each of our facilities across North America. We believe in creating world-class building products that stand the test of time. See our lifetime warranty at [Belgard.com/Warranty](https://www.belgard.com/Warranty)

Due to the natural materials in our products, colors may vary from those shown on the cut sheet. We recommend viewing actual product samples to ensure the perfect color and finish for each project.

# WESTON STONE™

## Garden | Freestanding

Offering the look of tumbled cut stone, this wall block is double-sided for the design flexibility to create a wide variety of garden walls and outdoor living features.



FREESTANDING



GARDEN



FIRE PITS



KITCHEN



STEPS



COLUMNS

### PALLET INFORMATION

WESTON STONE™		SQFT/ PALLET	SQFT/ LAYER	LAYER/ PALLET	UNITS/ PALLET	WEIGHT/ PALLET
UNIVERSAL	4 x 12 x 8	-	-	7	120	3360

### SHAPES & SIZES

UNIVERSAL





AMARETTO



HICKORY



NAPOLI



SLATE

## LEARN MORE

View the product page on [Beldgard.com](https://Belgard.com) for more information



## TECHNICAL SPECS

- Single size or multi-piece wall system for increased installation flexibility
- Universal wall units can be used in conjunction with multi-piece modular units
- Plantable wall designs and columns can be easily created
- Build curved or straight walls
- Build freeform walls with minimal cuts
- Can be used to build gravity walls up to 2 feet high\*, including the buried course
- Minimum outside radius, measured on the top course to the front of the units: 5 feet
- Minimum inside radius, measured on the base course to the front of the units: 3 feet

\*Gravity wall heights are based on project specific conditions and may be lower than this value.

## QUALITY FOR LIFE


Every step of our manufacturing process incorporates rigorous research, testing and quality assurance. We demand the highest quality from each of our facilities across North America. We believe in creating world-class building products that stand the test of time. See our lifetime warranty at [Beldgard.com/Warranty](https://Belgard.com/Warranty)

Due to the natural materials in our products, colors may vary from those shown on the cut sheet. We recommend viewing actual product samples to ensure the perfect color and finish for each project.

# VANGUARD

## Retaining | Freestanding

This versatile, smooth-face system creates coordinated contemporary retaining walls, freestanding walls and outdoor features for a cohesive design.



RETAINING



FREESTANDING



GARDEN



COLUMNS

### PALLET INFORMATION

VANGUARD		SQFT/ PALLET	UNITS/ LAYER	SQFT/ LAYER	LAYER/ PALLET	WEIGHT/ PALLET
3-PIECE	6 x 6/4 x 10	28.4	4	5.68	5	1921
	6 x 12/10 x 10		4			
	6 x 16/14 x 10		4			
CAP	3 x 18 x 13	72	6	9	8	2652

### SHAPES & SIZES

#### 3-PIECE



6 x 6/4 x 10



6 x 12/10 x 10



6 x 16/14 x 10

#### CAP



3 x 18 x 13

#### PINS



5 x 1/2 diameter  
2 pins / block  
(Sold separately. For SRW application only)



ANTHRACITE



HICKORY



NAPOLI



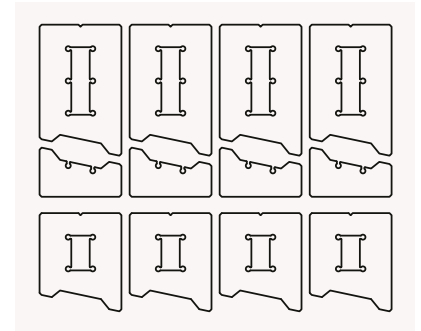
SHADED GRAY

## LEARN MORE

View the product page on [Belgard.com](https://www.belgard.com) for more information



## PALLET LAYOUT



## TECHNICAL SPECS

- Builds walls, seating and columns from one system
- Gravity retaining walls up to 3 ft\* and freestanding walls up to 2 ft. 6 in
- Lightweight open-core units for easier handling and cutting
- Open slotted pinholes to help form inside and outside curves
- Integrated corner solution to finish turns and ends without extra pieces
- Shared pin design with Diamond® Pro PS for cross-platform consistency

\*Gravity wall heights are based on project specific conditions and may be lower than this value.

## QUALITY FOR LIFE

Every step of our manufacturing process incorporates rigorous research, testing and quality assurance. We demand the highest quality from each of our facilities across North America. We believe in creating world-class building products that stand the test of time. See our lifetime warranty at [Belgard.com/Warranty](https://www.belgard.com/Warranty)

Due to the natural materials in our products, colors may vary from those shown on the cut sheet. We recommend viewing actual product samples to ensure the perfect color and finish for each project.

# BULLNOSE

## Coping

Rounded edges and a smooth surface provide a classic finishing accent to a variety of outdoor living projects.



STEP TREADS




FIRE PITS

### PALLET INFORMATION

BULLNOSE COPING		LNFT/ PALLET	LNFT/ LAYER	LAYER/ PALLET	UNITS/ PALLET	WEIGHT/ PALLET
COPING	4 x 9 x 2 <sup>3</sup> / <sub>8</sub>	-	-	8	336	2028

### SHAPES & SIZES

COPING



4 x 9 x 2<sup>3</sup>/<sub>8</sub>



AMARETTO



CHARCOAL



NAPOLI



SCANDINA GRAY



SLATE



TITANIUM

## LEARN MORE

View the product page on [Belgard.com](https://www.belgard.com) for more information



### TECHNICAL SPECS

- Rounded edges protect feet and hands when getting out of a pool or going up and down steps
- Offers a stylish edge for a finished look to patios, pools, steps and planters
- Helps pool or spa hold its shape by keeping walls straight and rigid, and protects surrounding area from water damage

### QUALITY FOR LIFE


Every step of our manufacturing process incorporates rigorous research, testing and quality assurance. We demand the highest quality from each of our facilities across North America. We believe in creating world-class building products that stand the test of time. See our lifetime warranty at [Belgard.com/Warranty](https://www.belgard.com/Warranty)

Due to the natural materials in our products, colors may vary from those shown on the cut sheet. We recommend viewing actual product samples to ensure the perfect color and finish for each project.

# FOUNTAINHEAD

## Coping

The rounded lip and 4-inch drop of this bullnose coping provides an elegant alternative to the traditional look and allows for the easy creation of multilevel pool features.



### PALLET INFORMATION

FOUNTAINHEAD COPING		LNFT/ PALLET	LNFT/ LAYER	LAYER/ PALLET	UNITS/ PALLET	WEIGHT/ PALLET
COPING	4 x 9 x 1 3/16 4 inch drop	-	-	5	180	1632

### SHAPES & SIZES

#### COPING



4 x 9 x 1 3/16  
4 inch drop

## LEARN MORE

View the product page on [Belgard.com](https://Belgard.com) for more information



AMARETTO



CHARCOAL



NAPOLI



SCANDINA GRAY



SLATE



TITANIUM

### TECHNICAL SPECS

- Rounded edges protect feet and hands when getting out of a pool or going up and down steps
- Offers a stylish, textured edge to blend seamlessly with patios
- Helps pool or spa hold its shape by keeping walls straight and rigid, and protects surrounding area from water damage

### QUALITY FOR LIFE

Every step of our manufacturing process incorporates rigorous research, testing and quality assurance. We demand the highest quality from each of our facilities across North America. We believe in creating world-class building products that stand the test of time. See our lifetime warranty at [Belgard.com/Warranty](https://Belgard.com/Warranty)

Due to the natural materials in our products, colors may vary from those shown on the cut sheet. We recommend viewing actual product samples to ensure the perfect color and finish for each project.

# GRAVA

## Coping | 60mm

Enriched with DuraFusion Technology for enhanced color, texture and durability, the large-format shape and natural slate texture bring timeless, stone-inspired style to pools, steps, walls and outdoor features.

AVAILABLE SPRING 2026



MODULAR  
SIZING



DURAFUSION  
TECHNOLOGY



FIRE PITS



STEP TREADS

### PALLET INFORMATION

GRAVA		LNFT/ PALLET	UNITS/ LAYER	LNFT/ LAYER	LAYER/ PALLET	WEIGHT/ PALLET
COPING 60MM	36 x 15 x 2 $\frac{3}{8}$	54	3	9	6	3222


### SHAPES & SIZES

COPING | 60MM



36 x 15 x 2 $\frac{3}{8}$



ASHWOOD 



CHESWICK 



IRON BAY 



NEWPORT GRAY 



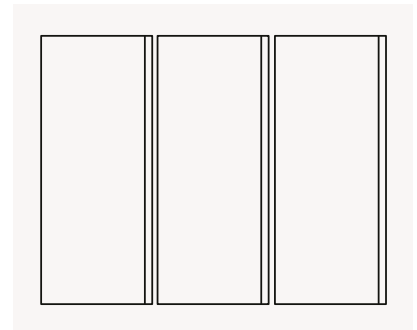
TEAK 

## LEARN MORE

View the product page on [Belgard.com](https://www.belgard.com) for more information




## PALLET LAYOUT



## TECHNICAL SPECS

- Finishes straight pools, steps and wall caps with one coordinated look
- Front finished edge provides a clean waterline or tread detail
- True 3" incremental sizing compatible with all modular paver styles—look for Modular Sizing icon
- Edge detail and texture matches Origins pavers for consistent transitions
- Modular dimensions simplify estimating and ordering
- Sizing and dimensions simplify installation and reduce cuts and waste
- Large format, DuraFusion coping option for ultra premium finish

 **DuraFusion™ Technology**  
A bold, vibrant finish with a smoother, tighter texture.

## QUALITY FOR LIFE

Every step of our manufacturing process incorporates rigorous research, testing and quality assurance. We demand the highest quality from each of our facilities across North America. We believe in creating world-class building products that stand the test of time. See our lifetime warranty at [Belgard.com/Warranty](https://www.belgard.com/Warranty)


Due to the natural materials in our products, colors may vary from those shown on the cut sheet. We recommend viewing actual product samples to ensure the perfect color and finish for each project.

# MODENA

## Coping | 60mm

Enriched with DuraFusion Technology for enhanced color, texture and durability, this large-format coping with a smooth, architectural face finishes pools, steps, walls and outdoor features with a clean modern edge.

AVAILABLE SPRING 2026




### PALLET INFORMATION

MODENA		LNFT/ PALLET	UNITS/ LAYER	LNFT/ LAYER	LAYER/ PALLET	WEIGHT/ PALLET
COPING 60MM	36 x 15 x 2 3/8	54	3	9	6	3222

### SHAPES & SIZES

COPING | 60MM





ANTHRACITE 




HICKORY 




SCANDINA GRAY 



SEPIA 



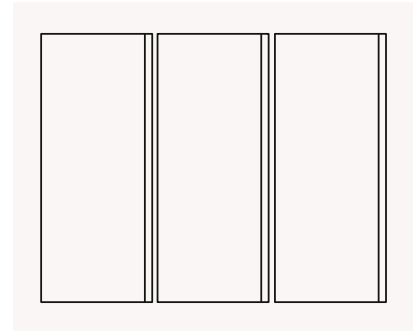
SHADED GRAY 

## LEARN MORE

View the product page on [Belgard.com](https://Belgard.com) for more information



## PALLET LAYOUT



## TECHNICAL SPECS

- Finishes straight pools, steps and wall caps with one coordinated look
- Front finished edge for a clean waterline or tread detail
- True 3" incremental sizing compatible with all modular paver styles—look for Modular Sizing icon
- Edge detail matches Dimensions and Origins pavers for consistent transitions
- Modular dimensions simplify estimating and ordering
- Sizing and dimensions simplify installation and reduce cuts and waste
- Large format, DuraFusion coping option for ultra premium finish



### DuraFusion™ Technology

A bold, vibrant finish with a smoother, tighter texture.

## QUALITY FOR LIFE


Every step of our manufacturing process incorporates rigorous research, testing and quality assurance. We demand the highest quality from each of our facilities across North America. We believe in creating world-class building products that stand the test of time. See our lifetime warranty at [Belgard.com/Warranty](https://Belgard.com/Warranty)

Due to the natural materials in our products, colors may vary from those shown on the cut sheet. We recommend viewing actual product samples to ensure the perfect color and finish for each project.

# SEVILLE®

## Coping

With a scalloped bullnose edge and smooth top surface, this versatile coping adds Mediterranean flare to pools, steps, planters, seat walls and terraces.



### PALLET INFORMATION

SEVILLE® COPING		LNFT/ PALLET	LNFT/ LAYER	LAYER/ PALLET	UNITS/ PALLET	WEIGHT/ PALLET
COPING	4 x 9 x 1 3/16 2 1/2 inch drop	-	-	8	336	2028

### SHAPES & SIZES

#### COPING



4 x 9 x 1 3/16  
2 1/2 inch drop

## LEARN MORE

View the product page on [Belgard.com](https://www.belgard.com) for more information



AMARETTO



CHARCOAL

### TECHNICAL SPECS

- Bullnose edge with a 2.5-inch drop
- Slim width allows for curves
- Ideal for trimming pools and steps
- Helps pool or spa hold its shape by keeping walls rigid to protect surrounding area from water damage
- Rounded edge protects hands and feet when exiting pool



NAPOLI



SCANDINA GRAY

### QUALITY FOR LIFE

Every step of our manufacturing process incorporates rigorous research, testing and quality assurance. We demand the highest quality from each of our facilities across North America. We believe in creating world-class building products that stand the test of time. See our lifetime warranty at [Belgard.com/Warranty](https://www.belgard.com/Warranty)

Due to the natural materials in our products, colors may vary from those shown on the cut sheet. We recommend viewing actual product samples to ensure the perfect color and finish for each project.



SLATE




TITANIUM

# ARTFORMS™

## Modular Panel System

Innovative large-format modular panels offer contemporary lines and the versatility to create unlimited architectural features for outdoor living spaces.



### PALLET INFORMATION

ARTFORMS™		SQFT/ PALLET	SQFT/ LAYER	LAYER/ PALLET	UNITS/ PALLET	WEIGHT/ PALLET
OPEN END	18 x 36 x 3	81	9	9	9	2745
CLOSE END	18 x 36 x 3				9	
OPEN END	6 x 36 x 3	31.5	10.5	3	3	1095
CLOSE END	6 x 36 x 3				18	

### SHAPES & SIZES

#### 18 X 36



18 x 36 x 3  
Pallets contain both open and close ended units

#### 6 X 36



6 x 36 x 3  
Pallets contain both open and close ended units

#### INSTALLATION HARDWARE\*



ANCHOR SLIDE & NUT  
50 units per box



JOINING PLATE  
10 units per box



OUTER CORNER  
10 units per box



INNER CORNER  
10 units per box



STRETCHER  
10 units per box

\*Installation hardware is sold separately



ANTHRACITE



HICKORY



SCANDINA GRAY

## LEARN MORE

View the product page on [Belgard.com](https://Belgard.com) for more information



### TECHNICAL SPECS

- Large format high-strength concrete panels
- Mechanically fastened with stainless steel hardware
- Ideal for outdoor living projects of all sizes
- Suitable for rooftop applications
- Efficient installation with minimal waste
- Minimal disruption for property owner
- Easily added to existing projects
- Endless design possibilities for outdoor living features including seat walls, fire and water features, planters, and outdoor kitchens

### QUALITY FOR LIFE

Every step of our manufacturing process incorporates rigorous research, testing and quality assurance. We demand the highest quality from each of our facilities across North America. We believe in creating world-class building products that stand the test of time. See our lifetime warranty at [Belgard.com/Warranty](https://Belgard.com/Warranty)

Due to the natural materials in our products, colors may vary from those shown on the cut sheet. We recommend viewing actual product samples to ensure the perfect color and finish for each project.

# BORDEAUX™ SERIES

## Grill Island & Fire Features

Timeless stackstone design with accents that emulate polished limestone, the components of this series transform outdoor living spaces with a coordinated, cohesive look.



### SHAPES & SIZES

#### FIREPLACE




2'7"D x 4'3"W x 7'8"H  
Pallet Weight: 4,170

#### WOOD BOXES



2'1¼"D x 3'3"W x 3'1"H Each  
Sold as a pair  
Pallet Weight: 3,070

#### LINEAR FIREPLACE



3'6½"D x 7'8"W x 4'5¼"H  
Pallet Weight: 4,000

#### GRILL ISLAND



2'6"D x 5'11"W x 3'5"H  
Grill & Doors included  
Pallet Weight: 3,260

#### LINEAR FIRE TABLE



2'11"D x 6'2"W x 2'5"H  
Pallet Weight: 2,500



PEWTER/MIDNIGHT ACCENT



PEWTER/BUFF ACCENT



SIENNA/BUFF ACCENT



SIENNA/MIDNIGHT ACCENT

## LEARN MORE

View the product page on [Belgard.com](http://Belgard.com) for more information



### TECHNICAL SPECS

- Pre-assembled modular features are each packaged as one unit that can be installed in hours versus days
- Units include fork slot configurations for easy transport and installation
- Fireplaces can be retro-fitted for gas burning log sets and burners
- Grill islands include stainless steel grill and door set—specify propane or natural gas when ordering

PLEASE NOTE: Be sure to check with your local municipality for any codes that may affect your installation.

Body Color

Accent Color



### QUALITY FOR LIFE

Every step of our manufacturing process incorporates rigorous research, testing and quality assurance. We demand the highest quality from each of our facilities across North America. We believe in creating world-class building products that stand the test of time. See our lifetime warranty at [Belgard.com/Warranty](http://Belgard.com/Warranty)

Due to the natural materials in our products, colors may vary from those shown on the cut sheet. We recommend viewing actual product samples to ensure the perfect color and finish for each project.

# MELVILLE™ SERIES

## Grill Island & Fire Features

This stunning linear design features a smooth face and clean lines to deliver a sleek, contemporary style. Components work together to provide a cohesive finished look.



### SHAPES & SIZES

#### FIREPLACE



2'7"D x 4'3"W x 7'8"H  
Pallet Weight: 4,170

#### WOOD BOXES



2'1¼"D x 3'3"W x 3'1"H Each  
Sold as a pair  
Pallet Weight: 3,070

#### LINEAR FIREPLACE



3'6½"D x 7'8"W x 4'5¼"H  
Pallet Weight: 4,000

#### GRILL ISLAND



2'6"D x 5'11"W x 3'5"H  
Grill & Doors included  
Pallet Weight: 3,260

#### LINEAR FIRE TABLE



2'11"D x 6'2"W x 2'5"H  
Pallet Weight: 2,500



SCANDINA GRAY/MIDNIGHT ACCENT

## LEARN MORE

View the product page on [Belgard.com](https://Belgard.com) for more information



Body Color

Accent Color



## TECHNICAL SPECS

- Coordinates with Melville™ Wall and Melville™ Tandem Wall
- Pre-assembled modular features are each packaged as one unit that can be installed in hours versus days
- Units include fork slot configurations for easy transport and installation
- Fireplaces can be retro-fitted for gas burning log sets and burners
- Grill islands include stainless steel grill and door set — specify propane or natural gas when ordering

PLEASE NOTE: Be sure to check with your local municipality for any codes that may affect your installation.

## QUALITY FOR LIFE


Every step of our manufacturing process incorporates rigorous research, testing and quality assurance. We demand the highest quality from each of our facilities across North America. We believe in creating world-class building products that stand the test of time. See our lifetime warranty at [Belgard.com/Warranty](https://Belgard.com/Warranty)

Due to the natural materials in our products, colors may vary from those shown on the cut sheet. We recommend viewing actual product samples to ensure the perfect color and finish for each project.

# MELVILLE™

## Fire Pit

Special wedge-shaped blocks of the smooth-faced Melville Wall create this circular fire pit to perfectly complement our Melville Series of walls and outdoor features.



### ROUND FIRE PIT

- 54 $\frac{3}{8}$ " outside diameter
- 34 $\frac{3}{8}$ " inside diameter
- Stacks 4 rows high
- Elements inserts sold separately
- Pallet Weight: 1921

### SHAPES & SIZES

#### WEDGE



4 x 9 $\frac{1}{2}$  x 10

#### FIRE INSERT



Item #70580597  
Elements 34" Smoke-less  
Wood Fire Pit Insert

#### GAS INSERT



Item #70585063  
Elements 34" Round Gas  
Fire Pit Burner Kit



ANTHRACITE



NAPOLI



SLATE

## LEARN MORE

View the product page on [Belgard.com](http://Belgard.com) for more information



## TECHNICAL SPECS

- Special wedge-shaped blocks of Melville Wall
- Coordinates with the Melville Series of kitchen and fire features
- Pallet includes all blocks needed to complete circular fire pit

## QUALITY FOR LIFE

Every step of our manufacturing process incorporates rigorous research, testing and quality assurance. We demand the highest quality from each of our facilities across North America. We believe in creating world-class building products that stand the test of time. See our lifetime warranty at [Belgard.com/Warranty](http://Belgard.com/Warranty)

Due to the natural materials in our products, colors may vary from those shown on the cut sheet. We recommend viewing actual product samples to ensure the perfect color and finish for each project.

ENHANCED OUTDOOR LIVING

# COMPLETE THE VISION

Appliances & Accents



WANT MORE  
KITCHEN, FIRE OR  
WATER FEATURES?

ElementsHome.com



## FIRE PITS & BOWLS

Artisan fire features and planters to enhance the style of any space.



Artisan Cast Stone Rectangle Fire Pit




Artisan Cast Stone Square Bowl

## FIRE PIT INSERTS

Burner kits and inserts for easy installation of fire features.



Elements Round Gas Fire Pit Burner Kit




Smoke-less Fire Pit Insert

# ARTFORMS™ + ELEMENTS™

Our Artforms™ Modular Panel System is designed to work seamlessly with Elements™ appliances and accessories for the efficient installation of contemporary outdoor kitchens and living rooms.

## Pro Tip

Set yourself up for repeat business by phasing projects: Start with a patio now—add a kitchen next season!



## OUTDOOR COOKING (carts available for freestanding options)

Gourmet cooking appliances for outfitting outdoor kitchens with grills, burners, smokers and more.



Elements Blue Diamond Kamado



Elements Griddle



Elements Pro Built-In Grill

## OUTDOOR KITCHEN STORAGE

Storage and refrigeration for enhancing functionality.



Elements 2-Bin Trash Door



Elements Double Drawers



Elements 22" Outdoor Refrigerator



WINSTON-SALEM  
BELGARD  
EST. 2011

BELGARD  
PAVES THE WAY

WESTON'S  
OF THE SOUTH

BELGARD

INTERNATIONAL  
BELGARD

BELGARD

PAVES THE WAY

BELGARD

BELGARD

PAVES THE WAY

BELGARD

BELGARD

PAVES THE WAY

OLDCASTLE

# RESOURCES FOR EVERY STEP

EXPLORE LAYING PATTERNS,  
DESIGN TOOLS, AND BUSINESS  
RESOURCES THAT MAKE EVERY  
PROJECT EASIER AND EVERY  
RESULT EXCEPTIONAL



EXPLORE THE 2026

# COLOR OFFERINGS

With so many shades, hues and variations, we've made it easy to create the exact aesthetic and personality to fit each vision.

\*Available in Pavers Only

## Solid Colors

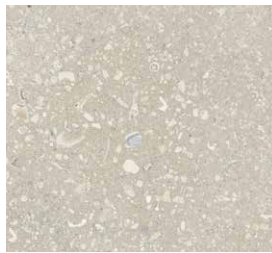
Products with a consistent color tone throughout are primarily used for design accents or to create a neutral backdrop.




CREAM\*



MALT\*



WHITE\*



GRAY\*



PEARL\*



FOG\*



CHARCOAL\*



MIDNIGHT\*



BOURBON\*



ROSEWOOD\*

## Tone-on-Tone Colors

Subtle shifts in shade and tone within the same color family are often used to create a contemporary look.



SEPIA\*



HICKORY



SCANDINA GRAY



SHADED GRAY



SLATE



ANTHRACITE

Due to the natural materials in our products, colors may vary from those shown in our catalog. We recommend viewing actual product samples to ensure the perfect color and finish for each project.

# Blended Colors

Blends of three or more complementary or contrasting colors create a more dramatic look.



TITANIUM\*



CHESWICK\*



NEWPORT GRAY\*



IRON BAY\*



KNIGHTSBRIDGE\*



TEAK\*



ASHWOOD\*



AMARETTO



NAPOLI



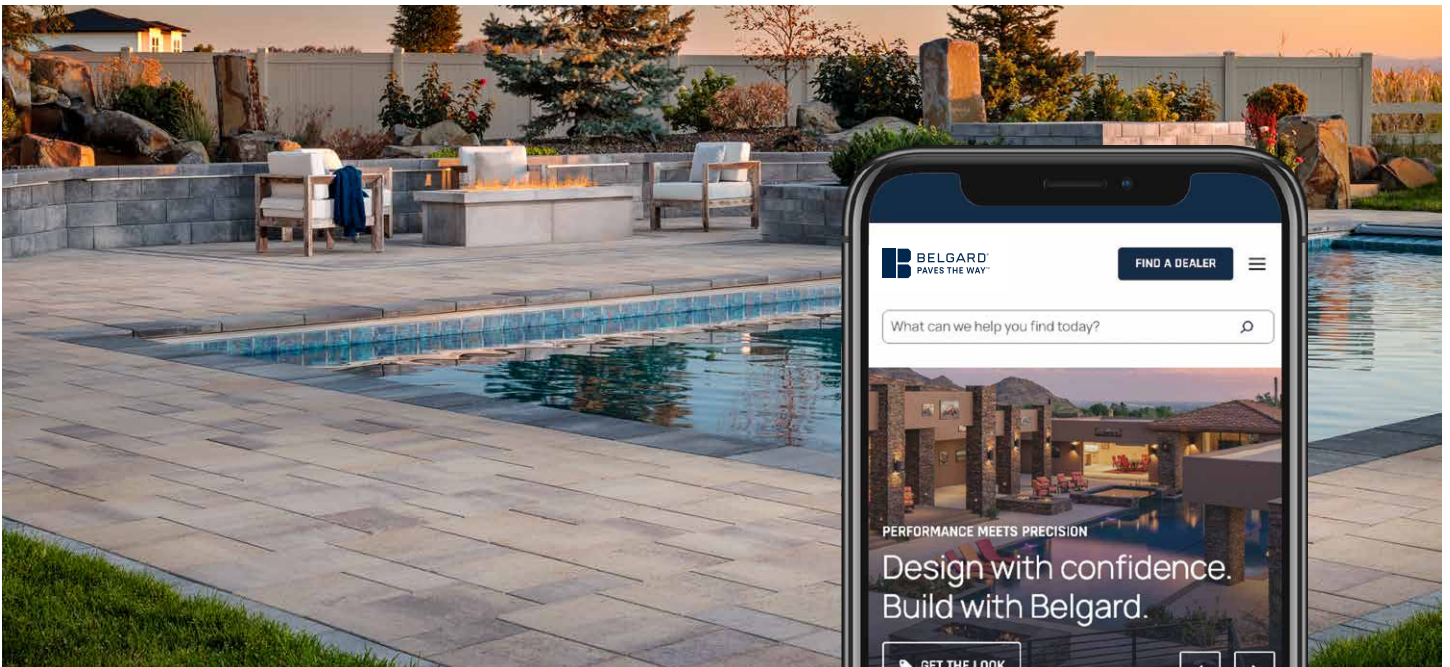
HARVEST BLEND\*



ADOBE\*

## GO BEYOND COLOR

Discover how color is just the beginning. Explore [Belgard.com](https://www.belgard.com) for endless inspiration and complete your outdoor living vision with local products.




Explore Products

## PAVER TECHNOLOGY GUIDE

# OPTIONS THAT PERFORM FOR EVERY LIFESTYLE

Choose textures and tones for the desired look, with performance engineered for how the space will be used. No matter the climate or site conditions, the right paver technology stands up to everyday life and delivers lasting style.

The Right Paver Technology for the Right Project, Every Time.



### Core Mix

A staple in outdoor patio design, offering consistent color through the whole paver to minimize wear.



### DuraFusion™

Ideal for design-forward projects and regions with harsh or unpredictable winter weather.



### DuraFusion™ + ColorTech™


Ultimate protection offers lasting durability, bold texture, and vibrant color.



**DURAFUSION**  
Papyrus



**DURAFUSION + COLORTECH**  
Dimensions Slab




**CORE MIX**  
Geometric Shapes

**DURAFUSION**  
Dimensions 6 x 9

**CORE MIX**  
Dimensions 12 x 24

**DURAFUSION + COLORTECH**  
Brooklyn



**CORE MIX**  
Origins 18



**DURAFUSION**  
Origins 12

**DURAFUSION + COLORTECH**  
Brooklyn

PROTECT THEIR INVESTMENT

# MAINTENANCE & PROTECTION

For 40 years, Techniseal® products have been trusted by residential and commercial hardscape installers. As a one-stop shop, Belgard offers Techniseal sealers, adhesives and edging to achieve long-lasting results.



WANT MORE  
PRODUCT OPTIONS?

[Belgard.com/Techniseal](http://Belgard.com/Techniseal)



## REMOVE STAINS

Tackle tough surface stains with specially formulated stain removers.



Rust stain remover



Dirt & grease stain remover

## ELIMINATE EFFLORESCENCE

Maintain and restore the beauty of your hardscape surfaces.



Paver restorer removes haze created by some polymeric sands



Paver Prep dislodges efflorescence and ground-in dirt

## PREVENT WEEDS & EROSION


Enhance aesthetics, durability and stability of paver projects.



The smart choice for everyday installations



High-performance, the only real no-haze, no-dust alternative



### Maintenance Tip

Allow pavers to cure prior to sealant application. Discuss with your representative, as cure time varies by climate. Maintain the long-term beauty of pavers by cleaning and resealing every 3 to 5 years.



### STAIN RESISTANCE

Protect pavers or enhance color with top quality sealers.



Natural look with matte finish, preserves the natural beauty of pavers



Color Boost CB+ matte finish, enhances the color of pavers



### ENHANCE STABILITY

NextGel™ technology ensures stability of patios and walkways.



Fortified hardscape concrete edging



### SUPERIOR STRENGTH

Bond construction materials 50% faster (8-minute bond time).



Hardscape foam adhesive

PARTNERING FOR YOUR SUCCESS

# BELGARD AUTHORIZED CONTRACTOR PROGRAM



**SIGN UP  
TODAY**

[Beldgard.com/Pro](https://Belgard.com/Pro)



✓ **Exclusive Sales Tools**

Win more jobs with custom resources.

✓ **Priority Leads**

Get homeowner inquiries first.

✓ **Homeowner Financing**

Offer flexible payment options.

✓ **VIP Events**

Network and learn at exclusive gatherings.



GROW YOUR BUSINESS WITH BELGARD

# BUILD SKILLS. BOOST PROFITS. DRIVE SUCCESS.

## Hands-On Learning

Master hardscape techniques and trends through interactive sessions.

## Industry Certifications

Earn credentials that build trust and set you apart.

## Networking That Counts

Connect with pros, share ideas, and grow partnerships.

## Flexible Learning Options

Learn in person or online—anytime, anywhere.



**FIND  
TRAINING**

[Beldgard.com/Training](https://Belgard.com/Training)

*BUILD MORE, EARN MORE  
WITH BELGARD.*

Oldcastle® APG Partner Rewards is a contractor loyalty program that not only provides rewards for your purchases across numerous Oldcastle® APG brands, it also opens the door for opportunities to grow your business. Let's build your business together.



— Oldcastle<sup>APG</sup> —  
**PARTNER  
REWARDS**

**ENROLL  
TODAY**

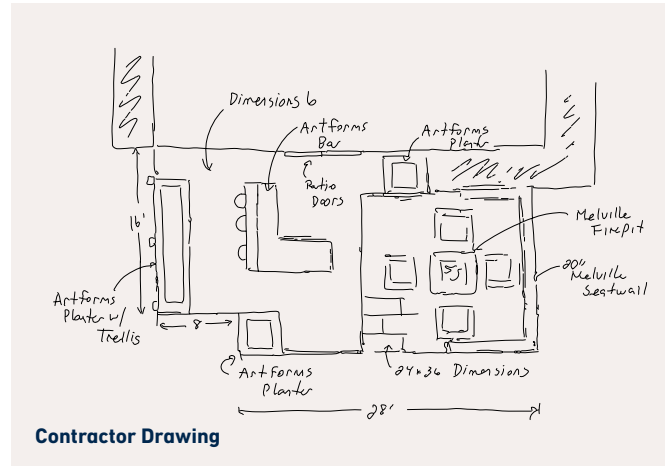


[OldcastlePartnerRewards.com](https://OldcastlePartnerRewards.com)

CLOSE SALES FASTER

# BELGARD DESIGN STUDIO

Showing homeowners a clear vision of their project is key to closing the deal. Belgard Design Studio gives you customizable templates and augmented reality tools that make it easy for clients to picture their finished space. By helping them see the design come to life, you remove hesitation and give them the confidence to say yes.



Contractor Drawing

## BELGARD DESIGN STUDIO


Turn your personal photos & sketches into customized 3D digital renderings.



[Belgard.com/DesignStudio](http://Belgard.com/DesignStudio)



Design Studio Render



Finished Project

# BELGARD RESOURCES

## ARTFORMS IDEA BOOK



## ARTFORMS IDEA BOOK - SPANISH



## INSTALLATION GUIDE

## FIND YOUR SALES REP

### Need help with designs?



[Belgard.com/Rooms](https://Belgard.com/Rooms)

Browse hundreds of pre-designed outdoor living spaces that simplify planning, design, and installation for your dream backyard.

- Create sharable collections of favorite designs
- Customize layouts and materials with Design Studio
- Get full plans with materials lists



 INCLUDING AUGMENTED REALITY!



# LAYING PATTERNS

## Important Note


Some patterns may not necessarily reflect the percentages of stone sizes within a particular pallet. In some cases you may have extras in one or more of the sizes. **This must be accounted for in your planning and design.**

AutoCAD® hatch pattern files can be downloaded from [belgard.com](http://belgard.com) for use in architectural drawings.


## Brooklyn™

---

Running Bond | 100% 3 x 9




Basket Weave | 100% 3 x 9



## Charlestone™

---

Running Bond | 25% 6 x 6, 33% 6 x 9, 42% 6 x 12




*Important  
Note*

Some patterns may not necessarily reflect the percentages of stone sizes within a particular pallet. In some cases you may have extras in one or more of the sizes. **This must be accounted for in your planning and design.**


## Dimensions™ 6 | Origins™ 6

---


3-Piece



Herringbone



Running Bond



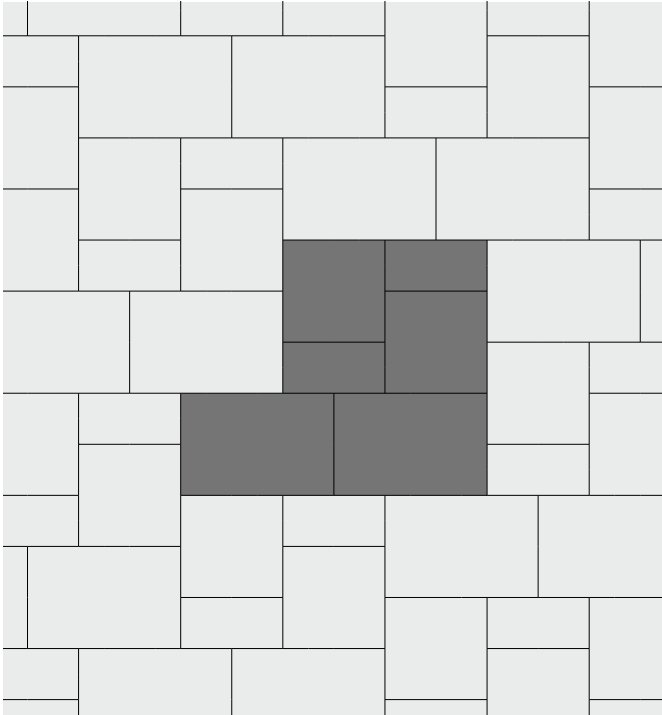
*Important  
Note*

Some patterns may not necessarily reflect the percentages of stone sizes within a particular pallet. In some cases you may have extras in one or more of the sizes. **This must be accounted for in your planning and design.**

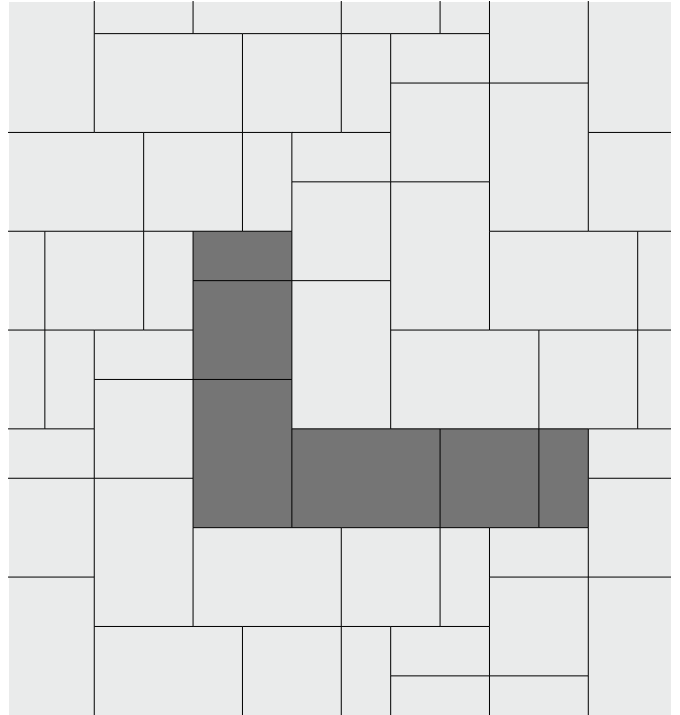
## Dimensions™ 12 | Origins™ 12

---


3-Piece



Herringbone



Running Bond




*Important  
Note*

Some patterns may not necessarily reflect the percentages of stone sizes within a particular pallet. In some cases you may have extras in one or more of the sizes. **This must be accounted for in your planning and design.**


## Dimensions™ 18 | Origins™ 18 | Papyrus™ 18

---


Pattern A



Pattern B



Pattern C




*Important  
Note*

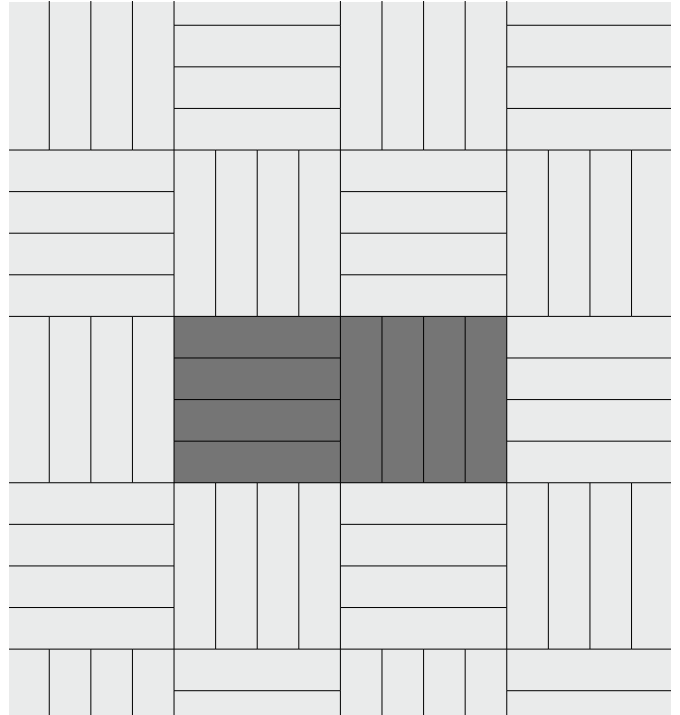
Some patterns may not necessarily reflect the percentages of stone sizes within a particular pallet. In some cases you may have extras in one or more of the sizes. **This must be accounted for in your planning and design.**

## Dimensions™ Paver


Running Bond | 100% 3 x 12




Basket Weave | 100% 3 x 12



Herringbone | 100% 3 x 12



Running Bond | 100% 6 x 9




*Important  
Note*


Some patterns may not necessarily reflect the percentages of stone sizes within a particular pallet. In some cases you may have extras in one or more of the sizes. **This must be accounted for in your planning and design.**

## Dimensions™ Paver


Basket Weave | 100% 6 x 9




Herringbone | 100% 6 x 9



Running Bond | 100% 6 x 12



Herringbone | 100% 6 x 12




*Important  
Note*

Some patterns may not necessarily reflect the percentages of stone sizes within a particular pallet. In some cases you may have extras in one or more of the sizes. **This must be accounted for in your planning and design.**


## Dimensions™ Slab

---

Stack Bond | 100% 12 x 24




Running Bond | 100% 12 x 24




## Geometric Shapes

---

Hexagon | 100% 10 $\frac{1}{2}$  x 12



Diamond | 100% 12 x 12




*Important  
Note*

Some patterns may not necessarily reflect the percentages of stone sizes within a particular pallet. In some cases you may have extras in one or more of the sizes. **This must be accounted for in your planning and design.**


## Holland Stone

---


Running Bond | 100% 4 x 8



Herringbone | 100% 4 x 8



Basket Weave | 100% 4 x 8




*Important Note*


Some patterns may not necessarily reflect the percentages of stone sizes within a particular pallet. In some cases you may have extras in one or more of the sizes. **This must be accounted for in your planning and design.**

## Appian Stone®

2-Piece | 40% 6 x 6, 60% 6 x 9




Running Bond | 25% 6 x 6, 75% 6 x 9




## Catalina Grana® | Catalina Slate®

Pattern A | 17% 4 x 8, 33% 8 x 8, 50% 8 x 12



Pattern B | 17% 4 x 8, 33% 8 x 8, 50% 8 x 12




*Important  
Note*


Some patterns may not necessarily reflect the percentages of stone sizes within a particular pallet. In some cases you may have extras in one or more of the sizes. **This must be accounted for in your planning and design.**

## Catalina Grana® | Catalina Slate®

Pattern C | 17% 4 x 8, 33% 8 x 8, 50% 8 x 12

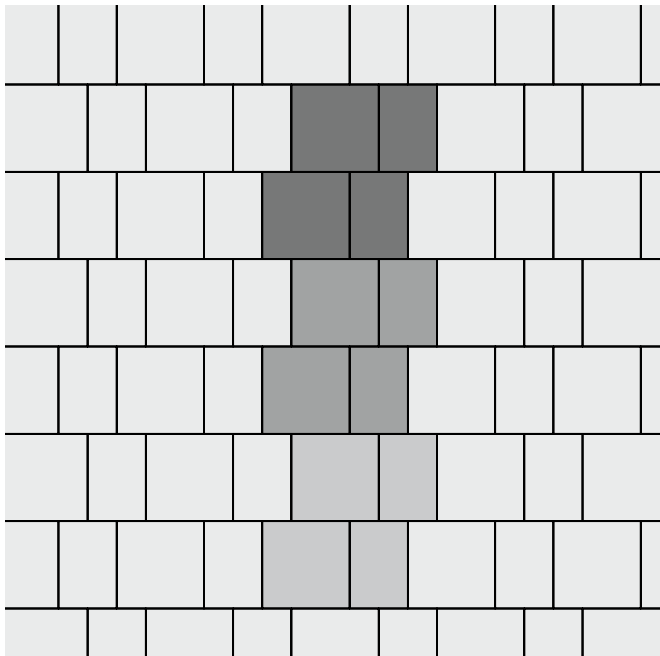


Pattern D | 17% 4 x 8, 33% 8 x 8, 50% 8 x 12

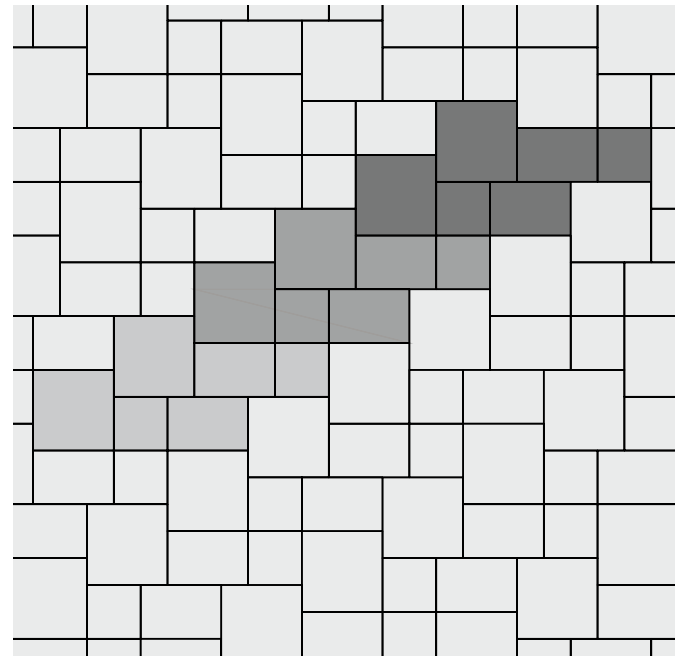


## Oceanside

2-Piece | 40% 8 x 12, 60% 12 x 12



3-Piece | 21% 8 x 8, 32% 8 x 12, 47% 12 x 12



# Every Outdoor Possibility. One Trusted Partner.

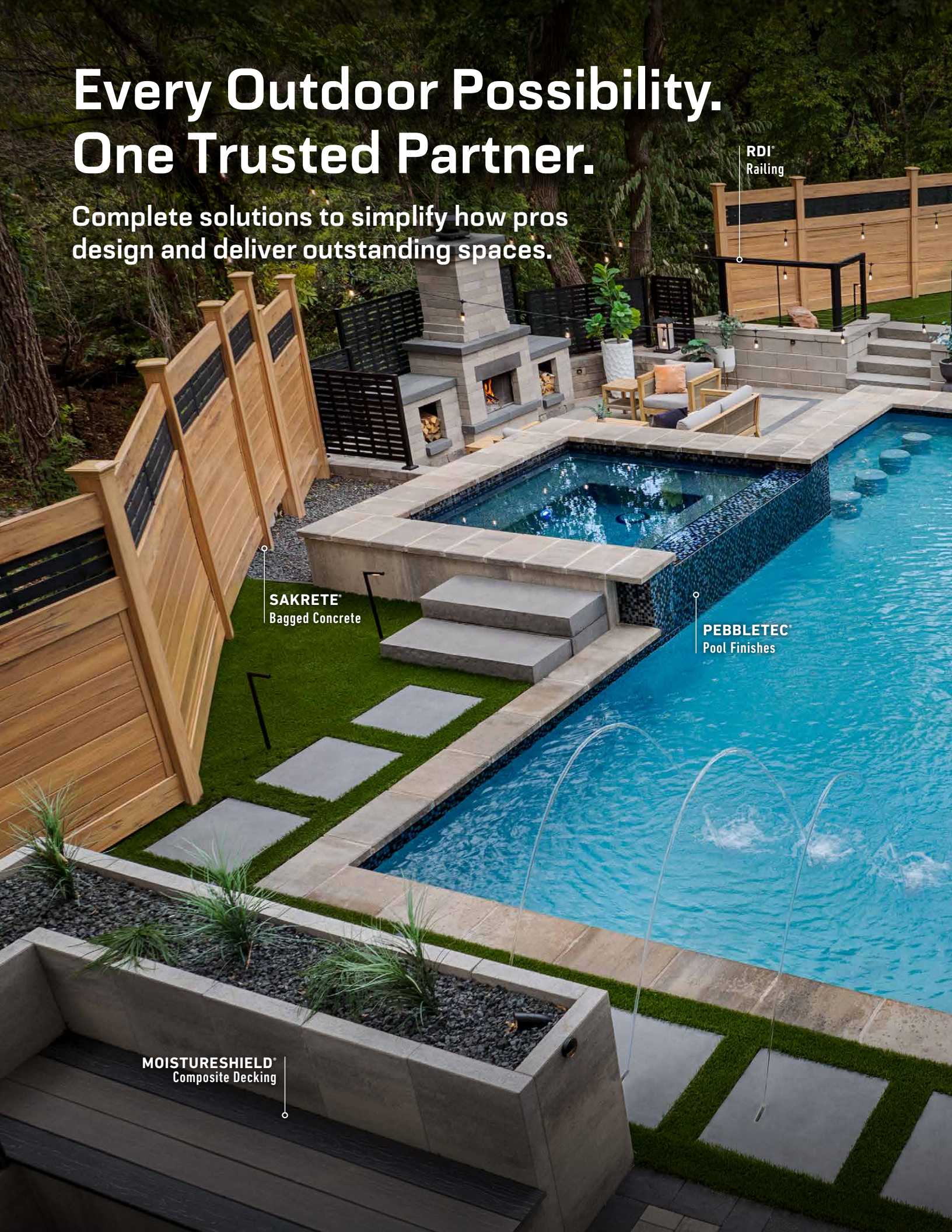
Complete solutions to simplify how pros design and deliver outstanding spaces.

RDI®  
Railing

SAKRETE®  
Bagged Concrete

PEBBLETEC®  
Pool Finishes

MOISTURESHIELD®  
Composite Decking



**CATALYST™**  
Fencing

**FREESTYLE™**  
Shade & Privacy

**ELEMENTS™**  
Outdoor Cooking

**TECHNISEAL®**  
Finish & Protect

**BELGARD™**  
Hardscapes



Oldcastle® APG transforms how pros approach outdoor projects with integrated hardscape, decking, fencing and railing solutions backed by the expertise and resources of one powerful partner. The result is streamlined planning, smoother installs and elevated spaces that help more clients Live Well Outside.

[OldcastleAPG.com](https://www.OldcastleAPG.com)

# BELGARD®

AN OLDCASTLE® APG OUTDOOR BRAND

**BELGARD.COM**

© 2026 Oldcastle® APG, Inc. All Rights Reserved. BEL25-D-555822 | Coastal | Revised 1/2026

