

BELGARD®

Pro Consultation Guide



WHY PROS CHOOSE BELGARD

QUALITY

Belgard pavers and walls are engineered for long-term performance and beauty to reduce call-backs. Every product is backed by a transferable limited lifetime warranty, giving your customers confidence in your work.

SERVICE

Belgard and the Oldcastle APG family of brands deliver national scale with local manufacturing, distribution and field support. With more than 150 locations, we help keep product available, projects on schedule and jobsites supplied.

EXPERTISE

For over 25 years, Belgard has led the hardscape category with proven installation standards and training. Our Belgard Authorized Contractors and certified installers are backed with technical support and resources from takeoff to final walkthrough.

INNOVATION

Belgard invests over 20,000 R&D hours each year to develop new hardscape systems, textures and installation solutions that help you work faster and build better spaces. Our products set performance standards and keep your offering ahead of trends.

DESIGN

Belgard design tools, pattern libraries and visualization resources help you show customers what's possible and sell more complete outdoor living projects. From simple patios to complex multi-level spaces, our portfolio supports your client's vision.




TABLE OF CONTENTS

FIND YOUR
BELGARD
SALES REP
Belgard.com/FindMyRep



PRODUCT
INSTALLATION
GUIDES
Belgard.com/InstallGuide



SHAPE YOUR PLAN

- 6 Space Planning
- 8 Style Trends
- 10 Color
- 12 Patterns & Scale
- 13 Texture
- 14 Define with Walls
- 16 Quality Assurance



PAVERS

- 20 Aqualine™
- 22 Belgian Cobble®
- 24 Brooklyn™
- 26 Charlestone™
- 28-37 Dimensions™ 3-Piece
- 38 Dimensions™ Antiqued
- 40-43 Dimensions™ Paver
- 44 Dimensions™ Plank
- 46 Dimensions™ Slab
- 48 Empire™
- 50 Holland Stone
- 52 Hexagon 6
- 54 London Cobble™
- 56 Mega-Arbel®
- 58 Old York™
- 60-71 Origins™ 3-Piece
- 72 Origins™ Paver
- 74 Papyrus™
- 76 Trilogy™ Smooth
- 78 Trilogy™ Textured
- 80 Turfstone™
- 82 Urbana® Stone



PORCELAIN

- 84 Glocal
- 86 Lagoon
- 88 Noon
- 90 Quarziti 2.0
- 92 Unico 2.0



WALLS

- 94 AB® Classic Collection
- 96 Diamond® 9D
- 98 Diamond Pro® Air Smooth
- 100 Diamond Pro® Air Straight
- 102 Diamond Pro® PS Quarried
- 104 Diamond Pro® PS Victorian
- 106 Melville™ Wall
- 108 Vanguard Wall
- 110 Weston Stone™



COPING, CAPS, EDGERS & STEPS

- 112 Landings™
- 114 Melville™ Curb
- 116 Delmaro Coping
- 118 Grava Coping
- 120 Laguna™ Coping
- 122 Marina™ Coping
- 124 Modena Coping



KITCHENS & FIRE FEATURES

- 126 Artforms™ Modular Panel System
- 128 Bordeaux™ Series
- 130 Melville™ Series
- 132 Melville™ Fire Pit
- 134 Weston Stone™ Fire Pit
- 136-137 Fire & Kitchen Accessories



RESOURCES

- 140-141 Color Overview
- 142-143 Paver Technologies
- 144-145 Maintenance & Protection
- 146-148 Contractor Programs
- 149 Online Resources
- 150-159 Laying Patterns



Walkways

Poolsapes

Outdoor
Kitchens

YOUR EXPERTISE, THEIR DREAM SPACE

EXPLORE

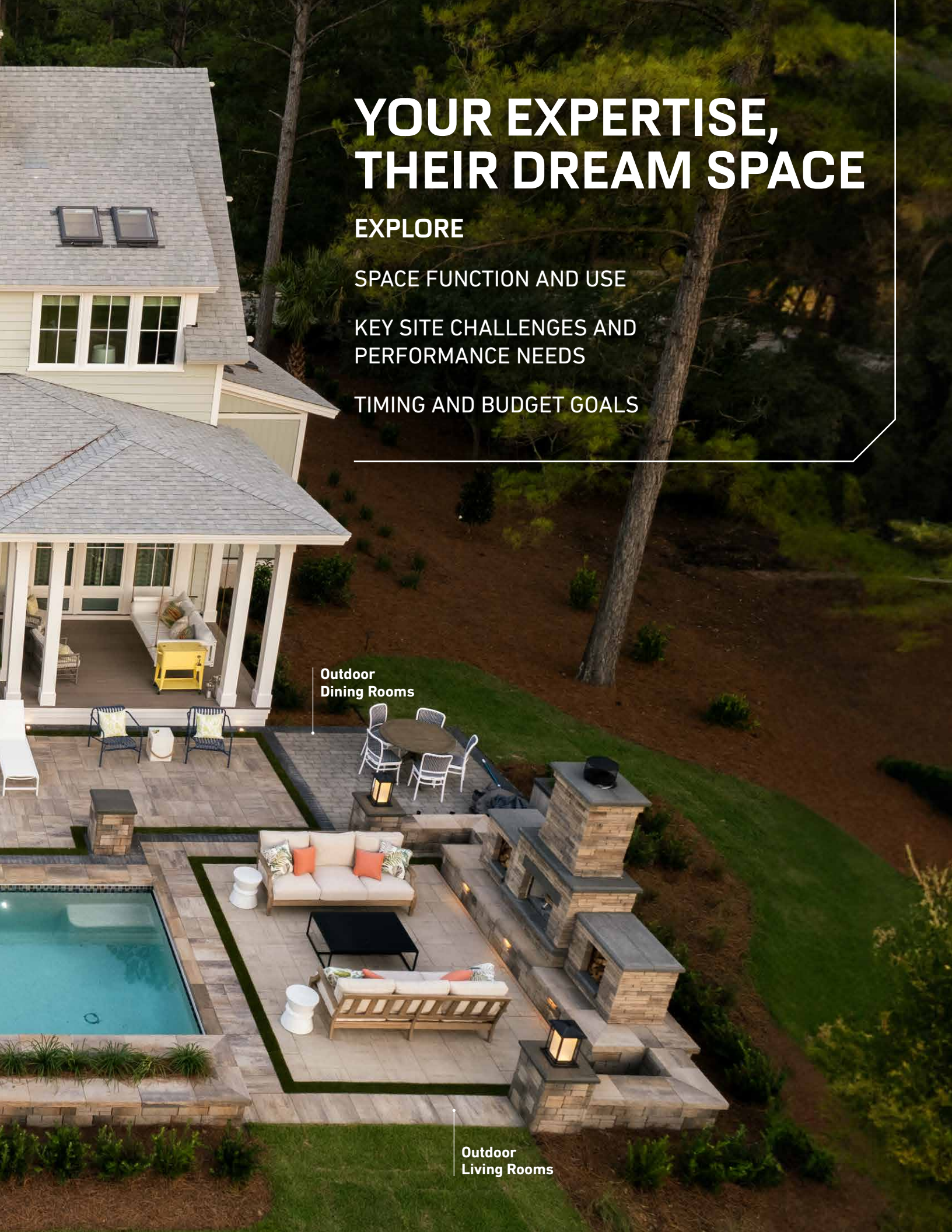
SPACE FUNCTION AND USE

KEY SITE CHALLENGES AND
PERFORMANCE NEEDS

TIMING AND BUDGET GOALS

Outdoor
Dining Rooms

Outdoor
Living Rooms



BUILD FOR LIFESTYLE

DESIGNS FOR EVERY BUDGET

Help homeowners choose the right outdoor design by uncovering priorities before showing products. Use these prompts to guide the discussion and simplify their decision-making.



Entertainment-Ready Retreat

BEST FOR:

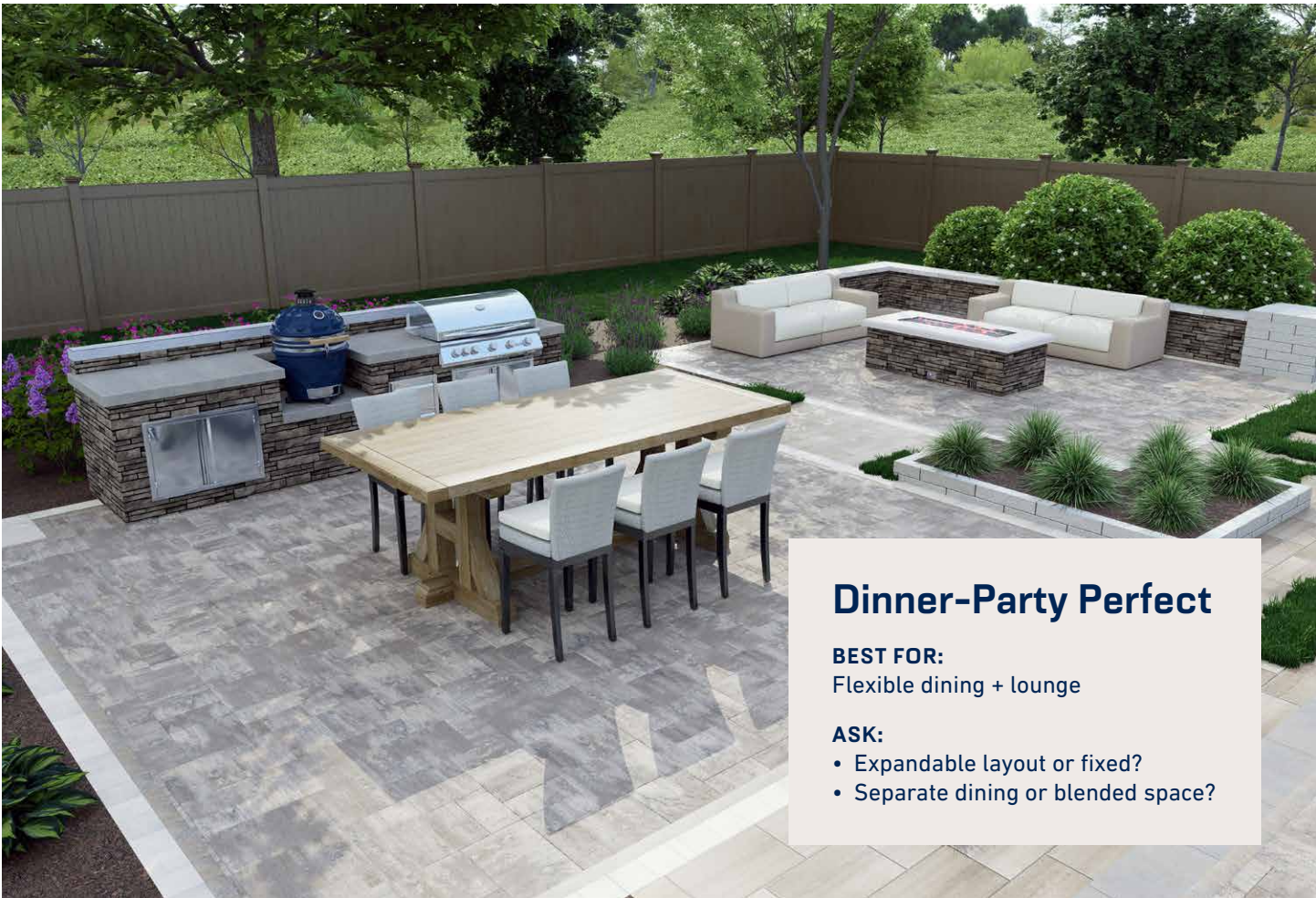
Big gatherings, outdoor cooking

ASK:

- Which feature is most important—fireplace, kitchen, or seating?
- Phase upgrades or build all at once?

Pro Tip

Position yourself as a long-term partner, not just a one-time installer. Offer seasonal maintenance and upgrade packages.



Dinner-Party Perfect

BEST FOR:
Flexible dining + lounge

- ASK:**
- Expandable layout or fixed?
 - Separate dining or blended space?



The Simple Life

BEST FOR:
Budget-friendly, low maintenance

- ASK:**
- Speed or customization?
 - Keep it simple or allow for growth?


Pro Tip

Modular pavers save time on design and installation, and make expansions simpler.

DESIGN FOR STYLE

FIND THEIR PERFECT OUTDOOR STYLE

Help homeowners choose a look that fits their lifestyle and home. They've defined how they'll use the space and set a budget—now guide them toward a style that feels right.




Mega-Arbel, Origins 12, Landings Step & Artforms

Rustic Retreat

Natural textures and earthy tones for a cozy, organic feel.

ASK:

- Do you want the space to feel relaxed and connected to nature?
- Would rugged stone or wood accents complement your home?



Holland Stone



Dimensions 12 & Belgian Cobble



Charlestone

Refined Tradition


Classic patterns and rich tones for timeless elegance.

ASK:

- Do you prefer a formal, polished look?
- Are symmetry and pattern important to you?



Brooklyn, Weston Stone & Marina Coping



Dimensions 18 with Dimensions Border



Quarziti 2.0 & Artforms Fire Pit with Quarziti 2.0 Veneers

Modern Minimalism

Clean lines and smooth textures for a sleek, contemporary vibe.

ASK:

- Do you want an open, uncluttered space?
- Would large-format pavers or neutral tones fit your vision?

THE ART OF DESIGN


MAKE YOUR STATEMENT WITH COLOR

You've defined the space and chosen a style—now let's pick colors that bring it all together. By guiding them through color choices, you can elevate curb appeal and create designs that complement their home's style.



Solid Shades

Offer a clean, cohesive look that simplifies design decisions. Solid shades provide a timeless foundation, making landscaping and décor stand out effortlessly.



Monochromatic

Suggest a sleek, unified palette for homeowners who prefer understated elegance. Monochromatic designs highlight textures and patterns without overwhelming the space.



Contrasts

Encourage bold combinations for homeowners seeking visual interest. Contrasting colors define spaces, highlight features, and create a dynamic, eye-catching design.




Cool Blends

Introduce refreshing, modern tones that bring a sense of calm to outdoor spaces. Cool blends work well for contemporary styles, adding subtle sophistication homeowners will love.



Warm Tones

Warm tones create inviting, comfortable environments. They pair perfectly with natural elements and greenery, giving outdoor living areas a grounded, welcoming feel.



Mix & Match

Show how mixing colors and textures can personalize a space. This approach allows homeowners to create unique transitions between areas and express their individual style.

UNLOCKING FLEXIBILITY & FLOW

MODULAR SIZES. ENDLESS PATTERNS.


Show homeowners how size and layout choices transform the look and feel of their space—and how **modular** systems make it easy to customize now and expand later.




Dimensions Slab 24 x 36

Design Smarter: Scale + Pattern That Sell


- **Size Sets the Tone:** Big slabs create a modern, open feel, smaller units add detail and intimacy.
- **Pattern Adds Personality:** Straight lines feel calm, angled layouts bring energy.
- **Infinite Possibilities:** Mix sizes and patterns for custom designs now—and easy expansion later.



Dimensions 3 x 12




Origins & Dimensions Slab



Origins & Dimensions Slab



Empire & Dimensions Slab




Charlestone & Dimensions Slab

DESIGN YOU CAN FEEL

THE POWER OF TEXTURE

Texture is one of the most powerful tools in hardscape design, adding both personality and traction underfoot. Mix textures to balance interest, play with light and shadow, and create spaces that are both safe and inviting.



Betair Wall 2.0 with Marina Coping, Dimensions Paver & Origins 18



Papyrus Artforms


Layer in Vertical Texture

Consider pairing complementary textures across pavers and walls for a cohesive look, or contrast finishes to create visual depth and distinction between horizontal and vertical surfaces.

Smooth



Slate / Textured



Tumbled / Antiqued



Artisan



STRUCTURE & STYLE

WALLS THAT DEFINE SPACES

Walls do more than hold back soil—they shape how homeowners live outdoors. By creating boundaries, levels, and zones, walls turn ordinary yards into organized, functional, and inviting spaces.

Freestanding Walls

DEFINE ZONES. CREATE FLOW.

Carve out distinct areas for dining, lounging, or entertaining, turning open yards into organized, livable spaces.

Garden Walls

FRAME BEDS. POLISH LANDSCAPES.

Add structure to flower beds and planters for a clean, polished look that makes maintenance easier and landscaping more enjoyable.



Freestanding Wall Featuring Melville Wall



Freestanding / Retaining Wall Combo
Featuring Ashlar Tandem

Retaining Walls

TURN SLOPES INTO SPACES.

Transform steep grades into usable terraces for patios, gardens, or driveways, unlocking functional square footage.

Tiered Walls

LAYERED DESIGN. MAXIMUM USE.

Add depth, dimension and versatility with multilevel spaces that include plantings, seating and transitions.

Plan with Purpose

Before choosing a wall product, consider what it needs to do—hold back soil, create levels, or simply add style. Function determines the right design.



Tiered Retaining Wall Featuring Diamond Pro Air

Smart Strength for Every Landscape

DIAMOND PRO® AIR

Engineered for performance and designed for elegance, Diamond Pro Air walls offer multiple textures and colors to fit any style. Lightweight, easy-to-handle blocks speed up installation, saving time and labor, and maximize usable space without compromising durability.




Retaining walls over 4 feet in height should be designed by a qualified engineer.

HOW IT'S MADE

CRAFTSMANSHIP BACKED BY INNOVATION

QUALITY FOR LIFE

Belgard has taken the artistry of handcrafted stone to a higher level. Through research and innovation, we've developed a deep understanding of how to make modern, best-in-class hardscape products that fit the lifestyle of today's homeowners and commercial developments, while still honoring the artisans of old.



RESEARCH & DEVELOPMENT



QUALITY ASSURANCE

INTENTIONAL AT EVERY STEP

Every step of our manufacturing process incorporates rigorous research, testing and quality assurance. Whether our teams are designing a new surface texture, validating a color formula, or inspecting finished product for defects, we demand the highest quality from each of our facilities across North America. We believe in creating world-class building products that stand the test of time.

DESIGN WITH CONFIDENCE

REQUEST COLOR SWATCHES ONLINE

Planning your project just got easier!
Visit the **product page** on **Belgard.com**
to request high-resolution color swatches.
It's quick, simple, and helps you make
informed design decisions.



Belgard.com/Products



Lifetime Coverage That Works as Hard as You Do.

- Transferable warranty
- Timely investigations
- Added peace of mind with lifetime coverage for homeowners



**REGISTER AN
INSTALLATION**

Belgard.com/Warranty



Melville Wall and Dimensions Slab



SHOP THE PRODUCTS

STYLISH, PERFORMANCE-DRIVEN
OPTIONS FOR SMART DESIGNS
AND SMOOTH INSTALLS

AQUALINE™

Permeable Paver | 80mm

Environmentally-friendly, timeless aesthetics provide effective rainwater management in both pedestrian and vehicular applications.



DRIVEWAY APPROVED



ACCESSIBLE SURFACE



PERMEABLE APPLICATION



MECHANICAL INSTALL

PALLET INFORMATION

AQUALINE™		SQFT/PALLET	UNITS/LAYER	SQFT/LAYER	LAYER/PALLET	WEIGHT/PALLET
80MM	4½ x 9 x 3⅞	90	40	11.25	8	3105

SHAPES & SIZES

80MM



4½ x 9 x 3⅞



IRON BAY




NEWPORT GRAY

LEARN MORE

View the product page on [Belgard.com](https://www.belgard.com) for more information



PALLET LAYOUT



TECHNICAL SPECS

- Interlocking spacer bars for increased structural performance
- Surface and micro-chamfer are ADA-compliant and minimize wheelchair vibration
- True installed dimensions for design optimization
- Optimal joint openings for infiltration and maintenance
- Can eliminate stormwater runoff and improve water quality
- Meets the requirements of ASTM C936
- Chamfer Width: 3 mm
- Spacer Bar Width: 10 mm
- Surface Infiltration Rate: > 500 inches per hour (varies based on joint infill gradation)
- Surface Open Area: 10%
- Can be installed mechanically with herringbone pallet layout

QUALITY FOR LIFE

Every step of our manufacturing process incorporates rigorous research, testing and quality assurance. We demand the highest quality from each of our facilities across North America. We believe in creating world-class building products that stand the test of time. See our lifetime warranty at [Belgard.com/Warranty](https://www.belgard.com/Warranty)

Due to the natural materials in our products, colors may vary from those shown on the cut sheet. We recommend viewing actual product samples to ensure the perfect color and finish for each project.

BELGIAN COBBLE®

Paver | 60mm

Emulating stones found lining a mountain creek bed, this multi-piece system can be installed as a permeable system and has seven unique shapes for creating random patterns and picturesque settings.



PALLET INFORMATION


BELGIAN COBBLE®		SQFT/ PALLET	UNITS/ LAYER	SQFT/ LAYER	LAYER/ PALLET	WEIGHT/ PALLET
60MM	Variable x 2%	85	-	8.5	10	2040 - Mid- Atlantic

SHAPES & SIZES

MULTIPIECE



Variable x 2%



BOURBON



MIDNIGHT



PEARL

LEARN MORE

View the product page on [Beldgard.com](http://Belgard.com) for more information



TECHNICAL SPECS

- Seven unique shapes create a random pattern
- Can be installed as either a standard or permeable system
- Permeable pavement installation requires site-specific engineering and proper base, bedding and joint aggregate material
- Techniseal polymeric jointing sand recommended for non-permeable applications
- Applications include walkways, patios, accents, borders and residential driveways

QUALITY FOR LIFE


Every step of our manufacturing process incorporates rigorous research, testing and quality assurance. We demand the highest quality from each of our facilities across North America. We believe in creating world-class building products that stand the test of time. See our lifetime warranty at Beldgard.com/Warranty

Due to the natural materials in our products, colors may vary from those shown on the cut sheet. We recommend viewing actual product samples to ensure the perfect color and finish for each project.

BROOKLYN™

Paver | 60mm

Its warm, weathered stone appearance and texture deliver a timeless look enriched with DuraFusion Technology and factory-applied ColorTech sealant for an enhanced texture and ultimate durability.



MODULAR
SIZING



DURAFUSION
+COLORTECH



DRIVEWAY
APPROVED



ACCESSIBLE
SURFACE

PALLET INFORMATION

BROOKLYN™ PAVER		SQFT/ PALLET	UNITS/ LAYER	SQFT/ LAYER	LAYER/ PALLET	WEIGHT/ PALLET
PAVER 60MM	3 x 9 x 2 ³ / ₈	103.13	55	10.31	10	2805

SHAPES & SIZES

PAVER | 60MM




3 x 9 x 2³/₈



BOURBON 



MIDNIGHT 



PEARL 



ROSEWOOD 

LEARN MORE

View the product page on [Belgard.com](https://www.belgard.com) for more information



TECHNICAL SPECS

- True 3" increments for simplified design, quoting and ordering
- Compatible with all modular paver lines—look for Modular Sizing icon
- Modular dimensions reduce cuts, installation time, and waste
- Modular compatibility allows more creative pattern options
- Maximized pallet layout for jobsite efficiencies
- Ideal for walkways, patios, borders, accents and residential driveways
- Can be used to construct ADA-compliant pavement



DuraFusion™ + ColorTech®

Enhanced texture and wear-resistance with the added protection of factory-applied sealant

QUALITY FOR LIFE

Every step of our manufacturing process incorporates rigorous research, testing and quality assurance. We demand the highest quality from each of our facilities across North America. We believe in creating world-class building products that stand the test of time. See our lifetime warranty at [Belgard.com/Warranty](https://www.belgard.com/Warranty)

Due to the natural materials in our products, colors may vary from those shown on the cut sheet. We recommend viewing actual product samples to ensure the perfect color and finish for each project.

CHARLESTONE™

3-Piece Paver | 60mm

Designed to evoke the charm of early American streets, this system mimics hand-cobbled stone and is enriched with DuraFusion Technology for enhanced texture and wear-resistance.



MODULAR
SIZING



DURAFUSION
TECHNOLOGY



DRIVEWAY
APPROVED



MECHANICAL
INSTALL

PALLET INFORMATION

CHARLESTONE™		SQFT/ PALLET	UNITS/ LAYER	SQFT/ LAYER	LAYER/ PALLET	WEIGHT/ PALLET
3-PIECE MODULAR	6 x 6 x 2 ³ / ₈	105	-	10.5	10	2997
	6 x 9 x 2 ³ / ₈					
	6 x 12 x 2 ³ / ₈					

SHAPES & SIZES

3-PIECE MODULAR



6 x 6 x 2³/₈




6 x 9 x 2³/₈



6 x 12 x 2³/₈




ASHWOOD 



FOG 



IRON BAY 



MIDNIGHT 

LEARN MORE

View the product page on [Belgard.com](https://www.belgard.com) for more information



TECHNICAL SPECS

- True 3" increments for simplified design, quoting and ordering
- Compatible with all modular paver lines—look for Modular Sizing icon
- Modular dimensions reduce cuts, installation time, and waste
- Modular compatibility allows more creative pattern options
- Maximized pallet layout for jobsite efficiencies
- Pallet optimized for both mechanical and manual installation
- Particularly ideal for residential driveways and walkways



DuraFusion™ Technology

A bold, vibrant finish with a smoother, tighter texture

QUALITY FOR LIFE

Every step of our manufacturing process incorporates rigorous research, testing and quality assurance. We demand the highest quality from each of our facilities across North America. We believe in creating world-class building products that stand the test of time. See our lifetime warranty at [Belgard.com/Warranty](https://www.belgard.com/Warranty)

Due to the natural materials in our products, colors may vary from those shown on the cut sheet. We recommend viewing actual product samples to ensure the perfect color and finish for each project.

DIMENSIONS™ 6

3-Piece System | 60mm

Versatility meets contemporary design with a modular 3-piece system that features a smooth face and crisp, clean lines.



PALLET INFORMATION

DIMENSIONS™ 6		SQFT/ PALLET	UNITS/ LAYER	SQFT/ LAYER	LAYER/ PALLET	WEIGHT/ PALLET
DIMENSIONS 6 60MM	3 x 6 x 2 3/8	120	16	12	10	3516
	6 x 6 x 2 3/8		16			
	6 x 9 x 2 3/8		16			

SHAPES & SIZES

DIMENSIONS 6 | 60MM





ANTHRACITE



DANVILLE BLEND



HICKORY



IRON BAY



NEWPORT GRAY



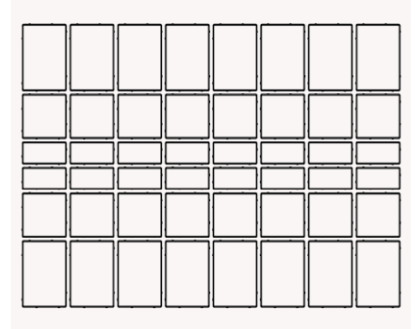
SCANDINA GRAY

LEARN MORE

View the product page on Belgard.com for more information



PALLET LAYOUT



TECHNICAL SPECS

- True 3" increments for simplified design, quoting and ordering
- Compatible with all modular paver lines—look for Modular Sizing icon
- Modular dimensions reduce cuts, installation time, and waste
- Modular compatibility allows more creative pattern options
- Maximized pallet layout for jobsite efficiencies
- Ideal for patios, walkways and residential vehicular applications
- Surface and micro-chamfer are ADA-compliant and minimize wheelchair vibration

QUALITY FOR LIFE


Every step of our manufacturing process incorporates rigorous research, testing and quality assurance. We demand the highest quality from each of our facilities across North America. We believe in creating world-class building products that stand the test of time. See our lifetime warranty at Belgard.com/Warranty

Due to the natural materials in our products, colors may vary from those shown on the cut sheet. We recommend viewing actual product samples to ensure the perfect color and finish for each project.

DIMENSIONS™ 12

3-Piece System | 60mm

Versatility meets contemporary design with a modular 3-piece system that features a smooth face and crisp, clean lines.



PALLET INFORMATION

DIMENSIONS™ 12		SQFT/ PALLET	UNITS/ LAYER	SQFT/ LAYER	LAYER/ PALLET	WEIGHT/ PALLET
DIMENSIONS 12 60MM	6 x 12 x 2 ³ / ₈	120	4	12	10	3516
	12 x 12 x 2 ³ / ₈		4			
	12 x 18 x 2 ³ / ₈		4			

SHAPES & SIZES

DIMENSIONS 12 | 60MM





DANVILLE BLEND



IRON BAY



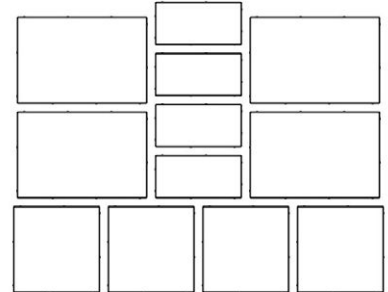
NEWPORT GRAY

LEARN MORE

View the product page on [Belgard.com](https://www.belgard.com) for more information



PALLET LAYOUT



TECHNICAL SPECS

- True 3" increments for simplified design, quoting and ordering
- Compatible with all modular paver lines—look for Modular Sizing icon
- Modular dimensions reduce cuts, installation time, and waste
- Modular compatibility allows more creative pattern options
- Maximized pallet layout for jobsite efficiencies
- Ideal for patios, walkways and pool decks
- Surface and micro-chamfer are ADA-compliant and minimize wheelchair vibration

QUALITY FOR LIFE

Every step of our manufacturing process incorporates rigorous research, testing and quality assurance. We demand the highest quality from each of our facilities across North America. We believe in creating world-class building products that stand the test of time. See our lifetime warranty at [Belgard.com/Warranty](https://www.belgard.com/Warranty)

Due to the natural materials in our products, colors may vary from those shown on the cut sheet. We recommend viewing actual product samples to ensure the perfect color and finish for each project.

DIMENSIONS™ 12

3-Piece System | 60mm | 80mm

The smooth and consistent finish of DuraFusion Technology complements the clean lines and linear surface of Dimensions for contemporary style with enhanced texture and wear-resistance.



PALLET INFORMATION

DIMENSIONS™ 12		SQFT/ PALLET	UNITS/ LAYER	SQFT/ LAYER	LAYER/ PALLET	WEIGHT/ PALLET
DIMENSIONS 12 60MM	6 x 12 x 2 ³ / ₈	120	4	12	10	3516
	12 x 12 x 2 ³ / ₈		4			
	12 x 18 x 2 ³ / ₈		4			
DIMENSIONS 12 80MM	6 x 12 x 3 ¹ / ₈	96	4	12	8	3570
	12 x 12 x 3 ¹ / ₈		4			
	12 x 18 x 3 ¹ / ₈		4			

SHAPES & SIZES

DIMENSIONS 12 | 60MM



DIMENSIONS 12 | 80MM





ANTHRACITE 



HICKORY 



SCANDINA GRAY 



SEPIA 



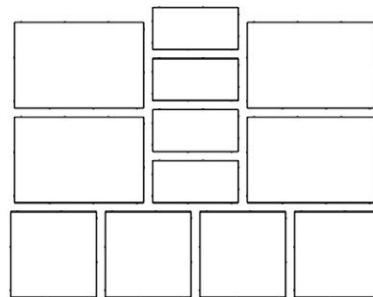
SHADED GRAY 

LEARN MORE

View the product page on [Beldgard.com](https://Belgard.com) for more information



PALLET LAYOUT



TECHNICAL SPECS

- True 3" increments for simplified design, quoting and ordering
- Compatible with all modular paver lines—look for Modular Sizing icon
- Modular dimensions reduce cuts, installation time, and waste
- Modular compatibility allows more creative pattern options
- Maximized pallet layout for jobsite efficiencies
- Ideal for patios, walkways and pool decks
- 80mm system rated for residential vehicular use
- Surface and micro-chamfer are ADA-compliant and minimize wheelchair vibration

DuraFusion™ Technology

A bold, vibrant finish with a smoother, tighter texture

QUALITY FOR LIFE

Every step of our manufacturing process incorporates rigorous research, testing and quality assurance. We demand the highest quality from each of our facilities across North America. We believe in creating world-class building products that stand the test of time. See our lifetime warranty at [Beldgard.com/Warranty](https://Belgard.com/Warranty)

Due to the natural materials in our products, colors may vary from those shown on the cut sheet. We recommend viewing actual product samples to ensure the perfect color and finish for each project.

DIMENSIONS™ 18

3-Piece System | 60mm

Contemporary design meets traditional appeal with a smooth face and crisp, clean lines that pair well with any architectural style.




PALLET INFORMATION

DIMENSIONS™ 18		SQFT/ PALLET	UNITS/ LAYER	SQFT/ LAYER	LAYER/ PALLET	WEIGHT/ PALLET
DIMENSIONS 18 60MM	9 x 18 x 2 ³ / ₈	112.5	2	11.25	10	3152
	18 x 18 x 2 ³ / ₈		1			
	18 x 27 x 2 ³ / ₈		2			

SHAPES & SIZES

DIMENSIONS 18 | 60MM





DANVILLE BLEND



IRON BAY



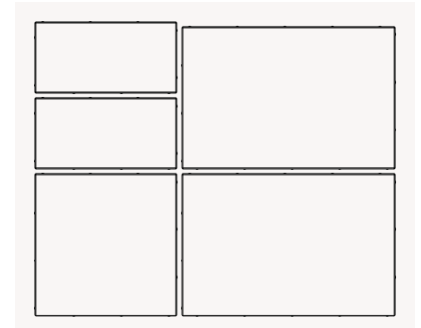
NEWPORT GRAY

LEARN MORE

View the product page on [Belgard.com](https://www.belgard.com) for more information



PALLET LAYOUT



TECHNICAL SPECS

- True 3" increments for simplified design, quoting and ordering
- Compatible with all modular paver lines—look for Modular Sizing icon
- Modular dimensions reduce cuts, installation time, and waste
- Modular compatibility allows more creative pattern options
- Maximized pallet layout for jobsite efficiencies
- Ideal for patios, walkways and pool decks
- Surface and micro-chamfer are ADA-compliant and minimize wheelchair vibration

QUALITY FOR LIFE

Every step of our manufacturing process incorporates rigorous research, testing and quality assurance. We demand the highest quality from each of our facilities across North America. We believe in creating world-class building products that stand the test of time. See our lifetime warranty at [Belgard.com/Warranty](https://www.belgard.com/Warranty)

Due to the natural materials in our products, colors may vary from those shown on the cut sheet. We recommend viewing actual product samples to ensure the perfect color and finish for each project.

DIMENSIONS™ 18

3-Piece System | 60mm

With the contemporary elegance to complement a variety of architectural styles, this paver's smooth face and crisp, clean lines are enriched with DuraFusion Technology for enhanced color, texture and wear-resistance.




PALLET INFORMATION

DIMENSIONS™ 18		SQFT/ PALLET	UNITS/ LAYER	SQFT/ LAYER	LAYER/ PALLET	WEIGHT/ PALLET
DIMENSIONS 18 60MM	9 x 18 x 2 ³ / ₈	112.5	2	11.25	10	3152
	18 x 18 x 2 ³ / ₈		1			
	18 x 27 x 2 ³ / ₈		2			

SHAPES & SIZES


DIMENSIONS 18 | 60MM





ANTHRACITE 




CHESWICK 




HICKORY 



SCANDINA GRAY 



SEPIA 



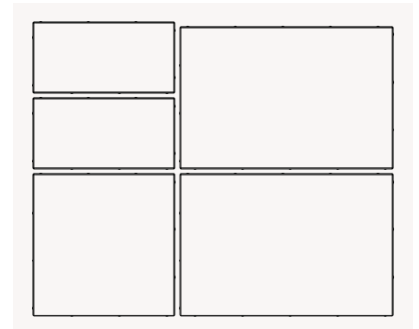
SHADED GRAY 

LEARN MORE

View the product page on Belgard.com for more information



PALLET LAYOUT



TECHNICAL SPECS

- True 3" increments for simplified design, quoting and ordering
- Compatible with all modular paver lines—look for Modular Sizing icon
- Modular dimensions reduce cuts, installation time, and waste
- Modular compatibility allows more creative pattern options
- Maximized pallet layout for jobsite efficiencies
- Ideal for patios, walkways and pool decks
- Surface and micro-chamfer are ADA-compliant and minimize wheelchair vibration



DuraFusion™ Technology

A bold, vibrant finish with a smoother, tighter texture

QUALITY FOR LIFE


Every step of our manufacturing process incorporates rigorous research, testing and quality assurance. We demand the highest quality from each of our facilities across North America. We believe in creating world-class building products that stand the test of time. See our lifetime warranty at Belgard.com/Warranty

Due to the natural materials in our products, colors may vary from those shown on the cut sheet. We recommend viewing actual product samples to ensure the perfect color and finish for each project.

DIMENSIONS™ ANTIQUED

3-Piece Paver | 60mm

Reminiscent of hand-lain Mediterranean stone, the natural weathered texture creates an artisanal look of timeless sophistication.





PALLET INFORMATION

DIMENSIONS™ ANTIQUED		SQFT/ PALLET	UNITS/ LAYER	SQFT/ LAYER	LAYER/ PALLET	WEIGHT/ PALLET
3-PIECE 60MM	3 x 6 x 2 ³ / ₈	120	16	12	10	3516
	6 x 6 x 2 ³ / ₈		16			
	6 x 9 x 2 ³ / ₈		16			

SHAPES & SIZES

3-PIECE | 60MM





ANTHRACITE



DANVILLE BLEND



HICKORY



IRON BAY



NEWPORT GRAY




SCANDINA GRAY

LEARN MORE

View the product page on [Beldgard.com](http://Belgard.com) for more information



PALLET LAYOUT



TECHNICAL SPECS

- True 3" increments for simplified design, quoting and ordering
- Compatible with all modular paver lines—look for Modular Sizing icon
- Modular dimensions reduce cuts, installation time, and waste
- Modular compatibility allows more creative pattern options
- Maximized pallet layout for jobsite efficiencies
- Ideal for patios, walkways and pool decks

QUALITY FOR LIFE


Every step of our manufacturing process incorporates rigorous research, testing and quality assurance. We demand the highest quality from each of our facilities across North America. We believe in creating world-class building products that stand the test of time. See our lifetime warranty at Belgard.com/Warranty

Due to the natural materials in our products, colors may vary from those shown on the cut sheet. We recommend viewing actual product samples to ensure the perfect color and finish for each project.

DIMENSIONS™

Paver | 60mm

Ideal for driveways, borders, accents and small patios, the contemporary linear surface is enriched with DuraFusion and factory-applied sealant for enhanced color, texture and durability.



MODULAR
SIZING



DURAFUSION
+COLORTECH



DRIVEWAY
APPROVED



ACCESSIBLE
SURFACE

PALLET INFORMATION


DIMENSIONS™ PAVER		SQFT/ PALLET	UNITS/ LAYER	SQFT/ LAYER	LAYER/ PALLET	WEIGHT/ PALLET
6 X 9 60MM	6 x 9 x 2 ³ / ₈	112.5	30	11.25	10	3215

SHAPES & SIZES

6 X 9 | 60MM



6 x 9 x 2³/₈




MIDNIGHT 

LEARN MORE

View the product page on [Belgard.com](https://www.belgard.com) for more information



PALLET LAYOUT



TECHNICAL SPECS

- True 3" increments for simplified design, quoting and ordering
- Compatible with all modular paver lines—look for Modular Sizing icon
- Modular dimensions reduce cuts, installation time, and waste
- Modular compatibility allows more creative pattern options
- Maximized pallet layout for jobsite efficiencies
- Ideal for walkways, patios, borders, accents and residential driveways
- Surface and micro-chamfer are ADA-compliant and minimize wheelchair vibration



DuraFusion™ + ColorTech™

Enhanced texture and wear-resistance with the added protection of factory-applied sealant

QUALITY FOR LIFE


Every step of our manufacturing process incorporates rigorous research, testing and quality assurance. We demand the highest quality from each of our facilities across North America. We believe in creating world-class building products that stand the test of time. See our lifetime warranty at [Belgard.com/Warranty](https://www.belgard.com/Warranty)

Due to the natural materials in our products, colors may vary from those shown on the cut sheet. We recommend viewing actual product samples to ensure the perfect color and finish for each project.

DIMENSIONS™

Paver | 60mm | 80mm

Ideal for driveways, borders, accents and small patios, the contemporary smooth, linear surface of this paver is enriched with DuraFusion Technology for a refined texture and enhanced wear-resistance.



MODULAR
SIZING



DURAFUSION
TECHNOLOGY



DRIVEWAY
APPROVED



ACCESSIBLE
SURFACE

PALLET INFORMATION

DIMENSIONS™ PAVER		SQFT/ PALLET	UNITS/ LAYER	SQFT/ LAYER	LAYER/ PALLET	WEIGHT/ PALLET
60MM	6 x 12 x 2 ³ / ₈	120	24	12	10	3260
80MM	6 x 12 x 3 ¹ / ₈	96	24	12	8	2707

SHAPES & SIZES

60MM



6 x 12 x 2³/₈

80MM



6 x 12 x 3¹/₈



BOURBON* 



FOG 



MIDNIGHT* 




PEARL 

LEARN MORE

View the product page on [Belgard.com](https://www.belgard.com) for more information



PALLET LAYOUT



TECHNICAL SPECS

- True 3" increments for simplified design, quoting and ordering
- Compatible with all modular paver lines—look for Modular Sizing icon
- Modular dimensions reduce cuts, installation time, and waste
- Modular compatibility allows more creative pattern options
- Maximized pallet layout for jobsite efficiencies
- Ideal for walkways, patios, borders, accents and residential driveways
- 80mm thickness rated for commercial vehicular use
- Surface and micro-chamfer are ADA-compliant and minimize wheelchair vibration

DuraFusion™ Technology

A bold, vibrant finish with a smoother, tighter texture

QUALITY FOR LIFE

Every step of our manufacturing process incorporates rigorous research, testing and quality assurance. We demand the highest quality from each of our facilities across North America. We believe in creating world-class building products that stand the test of time. See our lifetime warranty at [Belgard.com/Warranty](https://www.belgard.com/Warranty)

Due to the natural materials in our products, colors may vary from those shown on the cut sheet. We recommend viewing actual product samples to ensure the perfect color and finish for each project.

* 80mm only available in Bourbon and Midnight

DIMENSIONS™

Plank | 60mm

Clean lines and an elongated shape offer a modern architectural appearance that is enriched with DuraFusion Technology for enhanced color, texture and wear-resistance.



PALLET INFORMATION

	DIMENSIONS™ PLANK	SQFT/ PALLET	UNITS/ LAYER	SQFT/ LAYER	LAYER/ PALLET	WEIGHT/ PALLET
3 X 12 60MM	3 x 12 x 2 ³ / ₈	110	44	11	10	3014

SHAPES & SIZES

3 X 12 | 60MM



DIMENSIONS™

Slab | 60mm

The expansive size is distinguished by clean, crisp lines and a smooth, linear surface enriched with DuraFusion Technology for enhanced texture and wear-resistance.



PALLET INFORMATION

DIMENSIONS™ SLAB		SQFT/ PALLET	UNITS/ LAYER	SQFT/ LAYER	LAYER/ PALLET	WEIGHT/ PALLET
9 X 18	9 x 18 x 2 ³ / ₈	112.5	10	11.25	10	3139
15 X 30	15 x 30 x 2 ³ / ₈	93.75	3	9.375	10	2619.09
24 X 36	24 x 36 x 2 ³ / ₈	120	2	12	10	3359
12 X 24	12 x 24 x 2 ³ / ₈	120	6	12	10	3230
24 X 24	24 x 24 x 2 ³ / ₈	80	2	8	10	2170

SHAPES & SIZES

9 X 18



9 x 18 x 2³/₈

15 X 30



15 x 30 x 2³/₈

24 X 36



24 x 36 x 2³/₈

12 X 24




12 x 24 x 2³/₈

24 X 24




24 x 24 x 2³/₈



ANTHRACITE 




HICKORY 



SCANDINA GRAY 



SEPIA 




SHADED GRAY 

LEARN MORE

View the product page on Belgard.com for more information



PALLET LAYOUTS



12 X 24



24 X 24

TECHNICAL SPECS

- True 3" increments for simplified design, quoting and ordering
- Compatible with all modular paver lines—look for Modular Sizing icon
- Modular dimensions reduce cuts, installation time, and waste
- Modular compatibility allows more creative pattern options
- Maximized pallet layout for jobsite efficiencies
- Ideal for patios, walkways and pool decks
- Surface and micro-chamfer are ADA-compliant and minimize wheelchair vibration



DuraFusion™ Technology

A bold, vibrant finish with a smoother, tighter texture

QUALITY FOR LIFE


Every step of our manufacturing process incorporates rigorous research, testing and quality assurance. We demand the highest quality from each of our facilities across North America. We believe in creating world-class building products that stand the test of time. See our lifetime warranty at Belgard.com/Warranty

Due to the natural materials in our products, colors may vary from those shown on the cut sheet. We recommend viewing actual product samples to ensure the perfect color and finish for each project.

EMPIRE™

Paver | 60mm

The plank shape and hand-tooled face are enriched by DuraFusion Technology for enhanced texture and wear-resistance with seven distinct face styles for unique pattern creation.




PALLET INFORMATION

EMPIRE™		SQFT/ PALLET	UNITS/ LAYER	SQFT/ LAYER	LAYER/ PALLET	WEIGHT/ PALLET
3 X 12 60MM	3 x 12 x 2 ³ / ₈	110	44	11	10	2992


SHAPES & SIZES

3 X 12 | 60MM




3 x 12 x 2³/₈

NOTE: All 7 face styles are sold on a single pallet.



MIDNIGHT 



SCANDINA GRAY 

LEARN MORE

View the product page on [Belgard.com](https://www.belgard.com) for more information



TECHNICAL SPECS

- 7 unique textures per pallet
- Ideal for patios, walkways and accents
- Contemporary twist for classic herringbone and basketweave designs
- True 3" increments for simplified design, quoting and ordering
- Compatible with all modular paver lines—look for Modular Sizing icon
- Modular dimensions reduce cuts, installation time, and waste
- Modular compatibility allows more creative pattern options
- Maximized pallet layout for jobsite efficiencies
- Can be used to construct ADA-compliant pavement



DuraFusion™ Technology

A bold, vibrant finish with a smoother, tighter texture

QUALITY FOR LIFE


Every step of our manufacturing process incorporates rigorous research, testing and quality assurance. We demand the highest quality from each of our facilities across North America. We believe in creating world-class building products that stand the test of time. See our lifetime warranty at [Belgard.com/Warranty](https://www.belgard.com/Warranty)

Due to the natural materials in our products, colors may vary from those shown on the cut sheet. We recommend viewing actual product samples to ensure the perfect color and finish for each project.

HOLLAND STONE

Paver | 60mm

The classic architectural appearance is derived from a smooth face and clean lines that offer traditional appeal.



PALLET INFORMATION

HOLLAND STONE		SQFT/ PALLET	UNITS/ LAYER	SQFT/ LAYER	LAYER/ PALLET	WEIGHT/ PALLET
60MM	3 ¹⁵ / ₁₆ x 7 ⁷ / ₈ x 2 ³ / ₈	120	54	12	10	3190
80MM	3 ¹⁵ / ₁₆ x 7 ⁷ / ₈ x 3 ¹ / ₈	96	54	12	8	2980

SHAPES & SIZES

60MM



3¹⁵/₁₆ x 7⁷/₈ x 2³/₈

80MM*



3¹⁵/₁₆ x 7⁷/₈ x 3¹/₈

*80mm is Special Order



FANEUIL HALL



IRON BAY



MIDNIGHT



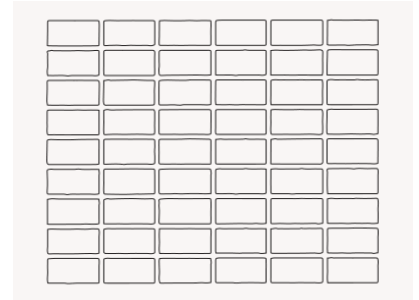
NEWPORT GRAY

LEARN MORE

View the product page on Belgard.com for more information



PALLET LAYOUT



TECHNICAL SPECS

- One size ideal for inlays, borders and as a stand-alone
- Ideal for both residential and commercial applications
- Rated for residential and light commercial vehicular applications
- Comprehensive library of installation patterns
- Ideal for patios, walkways and driveways
- Surface and micro-chamfer are ADA-compliant and minimize wheelchair vibration

QUALITY FOR LIFE


Every step of our manufacturing process incorporates rigorous research, testing and quality assurance. We demand the highest quality from each of our facilities across North America. We believe in creating world-class building products that stand the test of time. See our lifetime warranty at Belgard.com/Warranty

Due to the natural materials in our products, colors may vary from those shown on the cut sheet. We recommend viewing actual product samples to ensure the perfect color and finish for each project.

HEXAGON 6

Paver | 60mm

A geometric standout, this smooth-faced paver supports contemporary layouts, inlaid accents, and art deco-inspired patterns and is enriched with DuraFusion Technology for enhanced color, texture and wear-resistance.



MODULAR
SIZING



ACCESSIBLE
SURFACE



DURAFUSION
TECHNOLOGY

PALLET INFORMATION


GEOMETRIC SHAPES		SQFT/ PALLET	UNITS/ LAYER	SQFT/ LAYER	LAYER/ PALLET	WEIGHT/ PALLET
HEXAGON 60MM	12 x 12 x 2 ³ / ₈	100.02	14	9.09	11	2845

SHAPES & SIZES

HEXAGON | 60MM




12 x 12 x 2³/₈



ANTHRACITE 



SCANDINA GRAY 



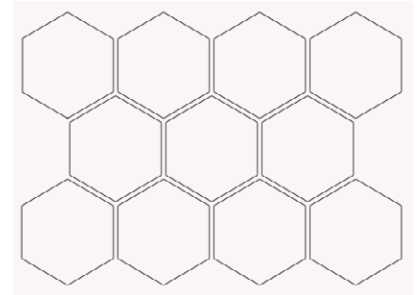
SHADED GRAY 

LEARN MORE

View the product page on [Belgard.com](https://www.belgard.com) for more information



PALLET LAYOUT



TECHNICAL SPECS

- True 3" increments for simplified design, quoting and ordering
- Compatible with all modular paver lines—look for Modular Sizing icon
- Modular dimensions reduce cuts, installation time, and waste
- Modular compatibility allows more creative pattern options
- Maximized pallet layout for jobsite efficiencies
- Ideal for patios, walkways and inlaid designs
- Surface and micro-chamfer are ADA-compliant and minimize wheelchair vibration



DuraFusion™ Technology

A bold, vibrant finish with a smoother, tighter texture

QUALITY FOR LIFE


Every step of our manufacturing process incorporates rigorous research, testing and quality assurance. We demand the highest quality from each of our facilities across North America. We believe in creating world-class building products that stand the test of time. See our lifetime warranty at [Belgard.com/Warranty](https://www.belgard.com/Warranty)

Due to the natural materials in our products, colors may vary from those shown on the cut sheet. We recommend viewing actual product samples to ensure the perfect color and finish for each project.

LONDON COBBLE™

Paver | 60mm

Gently rounded corners and a domed pillowtop surface offer a tailored, architectural look. The combinations of hues and pattern options make this paver ideal for timeless designs.



PALLET INFORMATION

LONDON COBBLE™		SQFT/ PALLET	UNITS/ LAYER	SQFT/ LAYER	LAYER/ PALLET	WEIGHT/ PALLET
6 X 6 60MM	6 x 6 x 2 ³ / ₈	120	48	12	10	3040
6 X 9 60MM	6 x 9 x 2 ³ / ₈	112.5	30	11.25	10	2920

SHAPES & SIZES

6 X 6 | 60MM




6 X 9 | 60MM





IRON BAY



MIDNIGHT



NEWPORT GRAY

LEARN MORE

View the product page on [Belgard.com](https://www.belgard.com) for more information



TECHNICAL SPECS

- Multi-piece system with options available on separate pallet
- Multiple options for installation patterns
- Ideal for both residential and commercial applications
- Ideal for patios, walkways, plazas and residential driveways
- Can be used to construct ADA-compliant pavement

QUALITY FOR LIFE

Every step of our manufacturing process incorporates rigorous research, testing and quality assurance. We demand the highest quality from each of our facilities across North America. We believe in creating world-class building products that stand the test of time. See our lifetime warranty at [Belgard.com/Warranty](https://www.belgard.com/Warranty)

Due to the natural materials in our products, colors may vary from those shown on the cut sheet. We recommend viewing actual product samples to ensure the perfect color and finish for each project.

MEGA-ARBEL®

Slab | 60mm

The dramatic scale features a natural flagstone texture, an irregular shape, and false joints to create a random look that flows harmoniously into the surrounding landscape.



PALLET INFORMATION

MEGA-ARBEL® SLAB		SQFT/ PALLET	UNITS/ LAYER	SQFT/ LAYER	LAYER/ PALLET	WEIGHT/ PALLET
60MM	15 ³ / ₈ x 21 x 2 ³ / ₈	104.4	6	8.7	12	2561

SHAPES & SIZES


60MM



15³/₈ x 21 x 2³/₈



IRON BAY



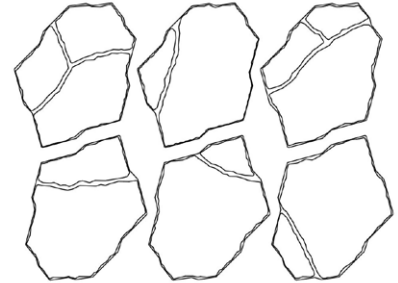
NEWPORT GRAY

LEARN MORE

View the product page on [Belgard.com](https://www.belgard.com) for more information



PALLET LAYOUT



TECHNICAL SPECS

- Irregular interlocking system that utilizes a no-repeat pattern
- Ideal for walkways, patios and poolscales
- Singular shape with multiple face patterns of false joints* to create a random-stone look

* For best results with false-joint pavers, finish joints with Techniseal NextGel polymeric jointing sand

QUALITY FOR LIFE


Every step of our manufacturing process incorporates rigorous research, testing and quality assurance. We demand the highest quality from each of our facilities across North America. We believe in creating world-class building products that stand the test of time. See our lifetime warranty at [Belgard.com/Warranty](https://www.belgard.com/Warranty)

Due to the natural materials in our products, colors may vary from those shown on the cut sheet. We recommend viewing actual product samples to ensure the perfect color and finish for each project.

OLD YORK™

Paver | 60mm

The appearance of weathered clay brick with its varied face texture offers a classic look ideal for high-traffic areas or for use as a border or banding accent.



PALLET INFORMATION

OLD YORK™		SQFT/ PALLET	UNITS/ LAYER	SQFT/ LAYER	LAYER/ PALLET	WEIGHT/ PALLET
4 X 8 60MM	3 ¹⁵ / ₁₆ x 7 ⁷ / ₈ x 2 ³ / ₈	120	54	12	10	3190

SHAPES & SIZES

4 X 8 | 60MM



3¹⁵/₁₆ x 7⁷/₈ x 2³/₈



MIDNIGHT

LEARN MORE

View the product page on [Belgard.com](https://www.belgard.com) for more information



TECHNICAL SPECS

- Can be used as the primary paver field or as an accent for borders and banding
- Can be installed as a permeable paving system for residential and non-vehicular applications with proper open-graded aggregate bedding, base and joint material
- Ideal for patios, walkways, borders, accents and residential driveways
- Shape is ideal for creating curved designs

QUALITY FOR LIFE


Every step of our manufacturing process incorporates rigorous research, testing and quality assurance. We demand the highest quality from each of our facilities across North America. We believe in creating world-class building products that stand the test of time. See our lifetime warranty at [Belgard.com/Warranty](https://www.belgard.com/Warranty)

Due to the natural materials in our products, colors may vary from those shown on the cut sheet. We recommend viewing actual product samples to ensure the perfect color and finish for each project.

ORIGINS™ 6

3-Piece System | 60mm

Emulating the look and texture of natural stone, this paver system offers earthy tones and a slightly chiseled surface that blends with outdoor environments.



MODULAR
SIZING



ACCESSIBLE
SURFACE



DRIVEWAY
APPROVED

PALLET INFORMATION

ORIGINS™ 6		SQFT/ PALLET	UNITS/ LAYER	SQFT/ LAYER	LAYER/ PALLET	WEIGHT/ PALLET
ORIGINS 6 60MM	3 x 6 x 2 ³ / ₈	20	16	2	10	3516
	6 x 6 x 2 ³ / ₈	40	16	4		
	6 x 9 x 2 ³ / ₈	60	16	6		

SHAPES & SIZES

ORIGINS 6 | 60MM



3 x 6 x 2³/₈



6 x 6 x 2³/₈



6 x 9 x 2³/₈



ASHWOOD



IRON BAY




NEWPORT GRAY

LEARN MORE

View the product page on [Belgard.com](https://www.belgard.com) for more information



PALLET LAYOUT



TECHNICAL SPECS

- True 3" increments for simplified design, quoting and ordering
- Compatible with all modular paver lines—look for Modular Sizing icon
- Modular dimensions reduce cuts, installation time, and waste
- Modular compatibility allows more creative pattern options
- Maximized pallet layout for jobsite efficiencies
- Ideal for patios, walkways and residential driveways
- Can be used to construct ADA-compliant pavement

QUALITY FOR LIFE


Every step of our manufacturing process incorporates rigorous research, testing and quality assurance. We demand the highest quality from each of our facilities across North America. We believe in creating world-class building products that stand the test of time. See our lifetime warranty at [Belgard.com/Warranty](https://www.belgard.com/Warranty)

Due to the natural materials in our products, colors may vary from those shown on the cut sheet. We recommend viewing actual product samples to ensure the perfect color and finish for each project.

ORIGINS™ 12

3-Piece System | 60mm

Emulating the look and texture of natural stone, this paver system offers earthy tones and a slightly chiseled, yet refined a that blends with the natural environment.



PALLET INFORMATION

ORIGINS™ 12		SQFT/ PALLET	UNITS/ LAYER	SQFT/ LAYER	LAYER/ PALLET	WEIGHT/ PALLET
ORIGINS 12 60MM	6 x 12 x 2 ³ / ₈	120	4	12	10	3516
	12 x 12 x 2 ³ / ₈		4			
	12 x 18 x 2 ³ / ₈		4			

SHAPES & SIZES

ORIGINS 12 | 60MM





DANVILLE BLEND



IRON BAY



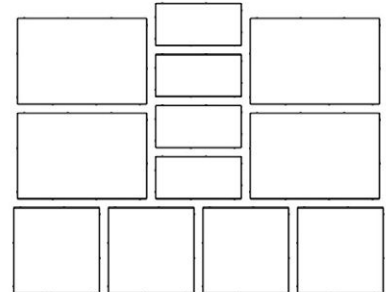
NEWPORT GRAY

LEARN MORE

View the product page on [Beldgard.com](http://Belgard.com) for more information



PALLET LAYOUT



TECHNICAL SPECS

- True 3" increments for simplified design, quoting and ordering
- Compatible with all modular paver lines—look for Modular Sizing icon
- Modular dimensions reduce cuts, installation time, and waste
- Modular compatibility allows more creative pattern options
- Maximized pallet layout for jobsite efficiencies
- Ideal for patios, walkways and pool decks
- Can be used to construct ADA-compliant pavement

QUALITY FOR LIFE

Every step of our manufacturing process incorporates rigorous research, testing and quality assurance. We demand the highest quality from each of our facilities across North America. We believe in creating world-class building products that stand the test of time. See our lifetime warranty at Belgard.com/Warranty

Due to the natural materials in our products, colors may vary from those shown on the cut sheet. We recommend viewing actual product samples to ensure the perfect color and finish for each project.

ORIGINS™ 12

3-Piece System | 60mm

The refined, chiseled face of Origins is paired with DuraFusion Technology for a tighter texture with enhanced color and wear-resistance.




PALLET INFORMATION


ORIGINS™ 12		SQFT/ PALLET	UNITS/ LAYER	SQFT/ LAYER	LAYER/ PALLET	WEIGHT/ PALLET
ORIGINS 12 60MM	6 x 12 x 2 ³ / ₈	120	4	12	10	3516
	12 x 12 x 2 ³ / ₈		4			
	12 x 18 x 2 ³ / ₈		4			

SHAPES & SIZES

ORIGINS 12 | 60MM





ASHWOOD 



CHESWICK 



NEWPORT GRAY 



SONORAN 



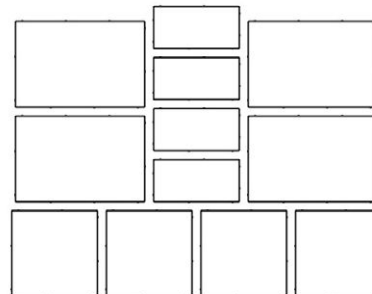
TEAK 

LEARN MORE

View the product page on Belgard.com for more information



PALLET LAYOUT



TECHNICAL SPECS

- True 3" increments for simplified design, quoting and ordering
- Compatible with all modular paver lines—look for Modular Sizing icon
- Modular dimensions reduce cuts, installation time, and waste
- Modular compatibility allows more creative pattern options
- Maximized pallet layout for jobsite efficiencies
- Ideal for patios, walkways and pool decks
- Can be used to construct ADA-compliant pavement

DuraFusion™ Technology

A bold, vibrant finish with a smoother, tighter texture

QUALITY FOR LIFE

Every step of our manufacturing process incorporates rigorous research, testing and quality assurance. We demand the highest quality from each of our facilities across North America. We believe in creating world-class building products that stand the test of time. See our lifetime warranty at Belgard.com/Warranty

Due to the natural materials in our products, colors may vary from those shown on the cut sheet. We recommend viewing actual product samples to ensure the perfect color and finish for each project.

ORIGINS™ 12

3-Piece System | 80mm

With the strength to support vehicular loads and a natural stone look, the earthy tones and chiseled surface are enriched with DuraFusion Technology for a tighter texture with enhanced color and wear-resistance.



MODULAR
SIZING



DURAFUSION
TECHNOLOGY



ACCESSIBLE
SURFACE



DRIVEWAY
APPROVED

PALLET INFORMATION

ORIGINS™ 12		SQFT/ PALLET	UNITS/ LAYER	SQFT/ LAYER	LAYER/ PALLET	WEIGHT/ PALLET
ORIGINS 12 80MM	6 x 12 x 3 1/8	96	4	12	8	3600
	12 x 12 x 3 1/8		4			
	12 x 18 x 3 1/8		4			

SHAPES & SIZES

ORIGINS 12 | 80MM



6 x 12 x 3 1/8




12 x 12 x 3 1/8



12 x 18 x 3 1/8




ASHWOOD 



CHESWICK 



IRON BAY 



NEWPORT GRAY 



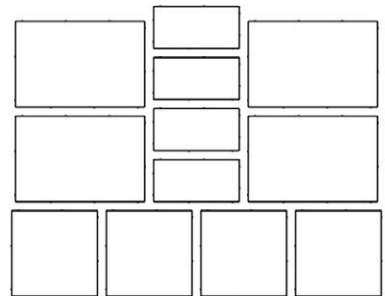
TEAK 

LEARN MORE

View the product page on Belgard.com for more information



PALLET LAYOUT



TECHNICAL SPECS

- True 3" increments for simplified design, quoting and ordering
- Compatible with all modular paver lines—look for Modular Sizing icon
- Modular dimensions reduce cuts, installation time, and waste
- Modular compatibility allows more creative pattern options
- Maximized pallet layout for jobsite efficiencies
- Ideal for patios, walkways and residential driveways
- Can be used to construct ADA-compliant pavement

DuraFusion™ Technology

A bold, vibrant finish with a smoother, tighter texture

QUALITY FOR LIFE


Every step of our manufacturing process incorporates rigorous research, testing and quality assurance. We demand the highest quality from each of our facilities across North America. We believe in creating world-class building products that stand the test of time. See our lifetime warranty at Belgard.com/Warranty

Due to the natural materials in our products, colors may vary from those shown on the cut sheet. We recommend viewing actual product samples to ensure the perfect color and finish for each project.

ORIGINS™ 18

3-Piece System | 60mm

Emulating the look and texture of natural stone, this paver system offers earthy tones and a slightly chiseled, yet refined a that blends with the natural environment.





PALLET INFORMATION

ORIGINS™ 18		SQFT/ PALLET	UNITS/ LAYER	SQFT/ LAYER	LAYER/ PALLET	WEIGHT/ PALLET
ORIGINS 18 60MM	9 x 18 x 2 ³ / ₈	112.5	2	11.25	10	3152
	18 x 18 x 2 ³ / ₈		1			
	18 x 27 x 2 ³ / ₈		2			

SHAPES & SIZES

ORIGINS 18 | 60MM





DANVILLE BLEND



IRON BAY



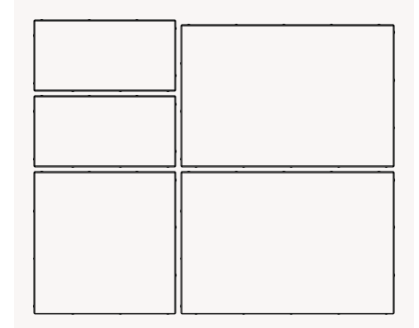
NEWPORT GRAY

LEARN MORE

View the product page on [Belgard.com](https://www.belgard.com) for more information



PALLET LAYOUT



TECHNICAL SPECS

- True 3" increments for simplified design, quoting and ordering
- Compatible with all modular paver lines—look for Modular Sizing icon
- Modular dimensions reduce cuts, installation time, and waste
- Modular compatibility allows more creative pattern options
- Maximized pallet layout for jobsite efficiencies
- Ideal for patios, walkways and pool decks
- Can be used to construct ADA-compliant pavement

QUALITY FOR LIFE

Every step of our manufacturing process incorporates rigorous research, testing and quality assurance. We demand the highest quality from each of our facilities across North America. We believe in creating world-class building products that stand the test of time. See our lifetime warranty at [Belgard.com/Warranty](https://www.belgard.com/Warranty)

Due to the natural materials in our products, colors may vary from those shown on the cut sheet. We recommend viewing actual product samples to ensure the perfect color and finish for each project.

ORIGINS™ 18

3-Piece System | 60mm

The refined, chiseled face of Origins is enriched with DuraFusion Technology for an enhanced color, texture and wear-resistance.





PALLET INFORMATION


ORIGINS™ 18		SQFT/ PALLET	UNITS/ LAYER	SQFT/ LAYER	LAYER/ PALLET	WEIGHT/ PALLET
ORIGINS 18 60MM	9 x 18 x 2 ³ / ₈	112.5	2	11.25	10	3152
	18 x 18 x 2 ³ / ₈		1			
	18 x 26 x 2 ³ / ₈		2			

SHAPES & SIZES


ORIGINS 18 | 60MM





ASHWOOD 



CHESWICK 




IRON BAY 



NEWPORT GRAY 



SONORAN 



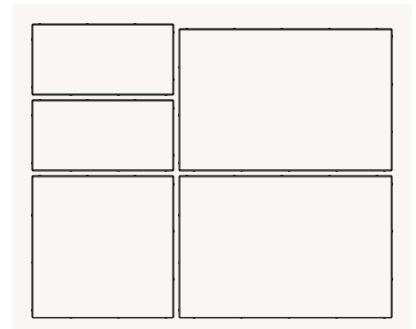
TEAK 

LEARN MORE

View the product page on Belgard.com for more information



PALLET LAYOUT



TECHNICAL SPECS

- True 3" increments for simplified design, quoting and ordering
- Compatible with all modular paver lines—look for Modular Sizing icon
- Modular dimensions reduce cuts, installation time, and waste
- Modular compatibility allows more creative pattern options
- Maximized pallet layout for jobsite efficiencies
- Ideal for patios, walkways and pool decks
- Can be used to construct ADA-compliant pavement

DuraFusion™ Technology

A bold, vibrant finish with a smoother, tighter texture

QUALITY FOR LIFE


Every step of our manufacturing process incorporates rigorous research, testing and quality assurance. We demand the highest quality from each of our facilities across North America. We believe in creating world-class building products that stand the test of time. See our lifetime warranty at Belgard.com/Warranty

Due to the natural materials in our products, colors may vary from those shown on the cut sheet. We recommend viewing actual product samples to ensure the perfect color and finish for each project.

ORIGINS™

Paver | 60mm

With the ideal shape and size for driveways, small patios and borders, the subtle chiseled stone face is enriched with DuraFusion and factory-applied sealant for enhanced color, texture and durability.



MODULAR
SIZING



DURAFUSION
+COLORTECH



DRIVEWAY
APPROVED



ACCESSIBLE
SURFACE

PALLET INFORMATION

ORIGINS™ PAVER		SQFT/ PALLET	UNITS/ LAYER	SQFT/ LAYER	LAYER/ PALLET	WEIGHT/ PALLET
60MM	6 x 9 x 2 ³ / ₈	112.5	30	11.25	10	3215

SHAPES & SIZES

60MM



6 x 9 x 2³/₈




MIDNIGHT 

LEARN MORE

View the product page on [Beldgard.com](https://Belgard.com) for more information



PALLET LAYOUT



TECHNICAL SPECS

- True 3" increments for simplified design, quoting and ordering
- Compatible with all modular paver lines—look for Modular Sizing icon
- Modular dimensions reduce cuts, installation time, and waste
- Modular compatibility allows more creative pattern options
- Maximized pallet layout for jobsite efficiencies
- Ideal for walkways, patios, borders, accents and residential driveways
- Can be used to construct ADA-compliant pavement



DuraFusion™ + ColorTech™

Enhanced texture and wear-resistance with the added protection of factory-applied sealant

QUALITY FOR LIFE

Every step of our manufacturing process incorporates rigorous research, testing and quality assurance. We demand the highest quality from each of our facilities across North America. We believe in creating world-class building products that stand the test of time. See our lifetime warranty at Belgard.com/Warranty

Due to the natural materials in our products, colors may vary from those shown on the cut sheet. We recommend viewing actual product samples to ensure the perfect color and finish for each project.

PAPYRUS™

3-Piece Paver | 60mm

An organic textural experience with modern elegance, this paver's unique face offers an upscale hand-tooled look enriched with DuraFusion Technology for enhanced color, texture and wear-resistance.




PALLET INFORMATION

PAPYRUS™ 18		SQFT/ PALLET	UNITS/ LAYER	SQFT/ LAYER	LAYER/ PALLET	WEIGHT/ PALLET
3-PIECE 60MM	9 x 18 x 2 ³ / ₈	112.5	2	11.25	10	3152
	18 x 18 x 2 ³ / ₈		1			
	18 x 27 x 2 ³ / ₈		2			

SHAPES & SIZES

3-PIECE | 60MM





SCANDINA GRAY 



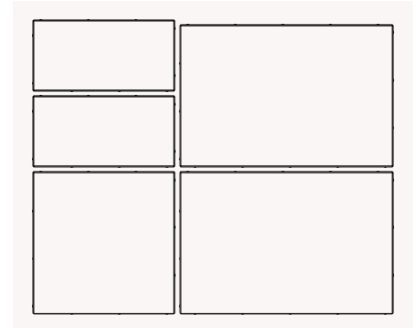
SEPIA 

LEARN MORE

View the product page on [Belgard.com](https://www.belgard.com) for more information



PALLET LAYOUT



TECHNICAL SPECS

- True 3" increments for simplified design, quoting and ordering
- Compatible with all modular paver lines—look for Modular Sizing icon
- Modular dimensions reduce cuts, installation time, and waste
- Modular compatibility allows more creative pattern options
- Maximized pallet layout for jobsite efficiencies
- Ideal for patios, walkways and pool decks
- Can be used to construct ADA-compliant pavement



DuraFusion™ Technology

A bold, vibrant finish with a smoother, tighter texture

QUALITY FOR LIFE

Every step of our manufacturing process incorporates rigorous research, testing and quality assurance. We demand the highest quality from each of our facilities across North America. We believe in creating world-class building products that stand the test of time. See our lifetime warranty at [Belgard.com/Warranty](https://www.belgard.com/Warranty)

Due to the natural materials in our products, colors may vary from those shown on the cut sheet. We recommend viewing actual product samples to ensure the perfect color and finish for each project.

TRILOGY™ SMOOTH

3-Piece Paver | 60mm

Contemporary style is delivered in a big way with a large-format paver system that brings clean lines enriched with Durafusion and factory-applied sealant for enhanced texture, color and durability.




PALLET INFORMATION

TRILOGY™ SMOOTH		SQFT/PALLET	UNITS/LAYER	SQFT/LAYER	LAYER/PALLET	WEIGHT/PALLET
3-PIECE 60MM	6½ x 13 x 2¾	105	3	10.5	10	2940
	13 x 13 x 2¾		3			
	13 x 19½ x 2¾		3			

SHAPES & SIZES

3-PIECE | 60MM





PEWTER BLEND 




PHOENIX 



SCANDINA GRAY 



SONORAN 



TUCSON 

LEARN MORE

View the product page on Belgard.com for more information



TECHNICAL SPECS

- Larger scale 3-piece system
- Ideal for walkways, patios and pool decks
- Compatible with Trilogy™ Textured 3-piece system and Trilogy™ accent paver
- Wider joints allow for optional installation as a permeable pavement system for residential and non-vehicular applications with proper open-graded aggregate bedding, base and joint material.
- Can be used to construct ADA-compliant pavement



DuraFusion™ + ColorTech®

Enhanced texture and wear-resistance with the added protection of factory-applied sealant

QUALITY FOR LIFE

Every step of our manufacturing process incorporates rigorous research, testing and quality assurance. We demand the highest quality from each of our facilities across North America. We believe in creating world-class building products that stand the test of time. See our lifetime warranty at Belgard.com/Warranty

Due to the natural materials in our products, colors may vary from those shown on the cut sheet. We recommend viewing actual product samples to ensure the perfect color and finish for each project.

TRILOGY™ TEXTURED

3-Piece System | 60mm

Natural stone features provide an elegant look in a larger scale 3-piece system enriched with DuraFusion Technology and factory-applied sealant for enhanced color, texture and durability.



PALLET INFORMATION

TRILOGY™ TEXTURED		SQFT/ PALLET	UNITS/ LAYER	SQFT/ LAYER	LAYER/ PALLET	WEIGHT/ PALLET
3-PIECE	6½ x 13 x 2¾	105	-	10.5	10	2940
	13 x 13 x 2¾					
	13 x 19½ x 2¾					

SHAPES & SIZES

3-PIECE






CHESWICK 




PEWTER BLEND 




PHOENIX 



SONORAN 



TUCSON 

LEARN MORE

View the product page on Belgard.com for more information



TECHNICAL SPECS

- Larger scale 3-piece system
- Compatible with Trilogy™ Smooth 3-piece system and Trilogy™ accent paver
- Can be used to construct ADA-compliant pavement
- Ideal for patios, walkways, and pool decks
- Wider joints allow for optional installation as a permeable pavement system for residential and non-vehicular applications with proper open-graded aggregate bedding, base and joint material



DuraFusion™ + ColorTech®

Enhanced texture and wear-resistance with the added protection of factory-applied sealant

QUALITY FOR LIFE

Every step of our manufacturing process incorporates rigorous research, testing and quality assurance. We demand the highest quality from each of our facilities across North America. We believe in creating world-class building products that stand the test of time. See our lifetime warranty at Belgard.com/Warranty

Due to the natural materials in our products, colors may vary from those shown on the cut sheet. We recommend viewing actual product samples to ensure the perfect color and finish for each project.

TURFSTONE™

Grid Paver | 80mm

An open lattice grid design offers turf or gravel infill, creating a unique hardscape design that works in harmony with nature.



PALLET INFORMATION


TURFSTONE™		SQFT/ PALLET	UNITS/ LAYER	SQFT/ LAYER	LAYER/ PALLET	WEIGHT/ PALLET
UNIT 80MM	15¾ x 23⅝ x 3⅞	103.2	5	12.9	8	2377

SHAPES & SIZES

UNIT | 80MM



15¾ x 23⅝ x 3⅞




GRAY

LEARN MORE

View the product page on Belgard.com for more information



PALLET LAYOUT



TECHNICAL SPECS

- Manufactured in accordance with ASTM C1319
- Open lattice grid design for turf infill
- 40% surface opening with void space for creating a grass pavement
- Applications include driveways, parking stalls, ramps, service and emergency access lanes

QUALITY FOR LIFE

Every step of our manufacturing process incorporates rigorous research, testing and quality assurance. We demand the highest quality from each of our facilities across North America. We believe in creating world-class building products that stand the test of time. See our lifetime warranty at Belgard.com/Warranty

Due to the natural materials in our products, colors may vary from those shown on the cut sheet. We recommend viewing actual product samples to ensure the perfect color and finish for each project.

URBANA® STONE

3-Piece System | 60mm

Chiseled textures and contours recall the look of vintage cut stone in a multi-piece system that can be installed as a traditional or permeable system.




PALLET INFORMATION

URBANA® STONE		SQFT/ PALLET	UNITS/ LAYER	SQFT/ LAYER	LAYER/ PALLET	WEIGHT/ PALLET
3-PIECE 60MM	3 ¹⁵ / ₁₆ x 7 ⁷ / ₈ x 2 ³ / ₈	113.63	-	10.33	11	3280
	7 ⁷ / ₈ x 7 ⁷ / ₈ x 2 ³ / ₈					
	7 ⁷ / ₈ x 11 ¹³ / ₁₆ x 2 ³ / ₈					

SHAPES & SIZES

3-PIECE | 60MM





IRON BAY



NEWPORT GRAY

LEARN MORE

View the product page on [Belgard.com](https://www.belgard.com) for more information



TECHNICAL SPECS

- Ideal for walkways, patios, and residential driveways
- Multipiece system with multiple laying patterns
- Can be installed as either a standard or permeable paver system
- Permeable pavement installation requires site-specific engineering and proper base, bedding and joint aggregate material
- Techniseal polymeric jointing sand recommended for non-permeable applications

QUALITY FOR LIFE


Every step of our manufacturing process incorporates rigorous research, testing and quality assurance. We demand the highest quality from each of our facilities across North America. We believe in creating world-class building products that stand the test of time. See our lifetime warranty at [Belgard.com/Warranty](https://www.belgard.com/Warranty)

Due to the natural materials in our products, colors may vary from those shown on the cut sheet. We recommend viewing actual product samples to ensure the perfect color and finish for each project.

GLOCAL

Concrete Finish | 20mm

The smooth concrete-like finish offers a clean, contemporary aesthetic. Its structured and tight surface texture in neutral shades makes this porcelain paver a versatile design element.



MIRAGE
INSPIRING BETTER LIVING

v2 SLIGHT SHADE VARIATION

 LOW SOLAR HEAT ABSORPTION

 ACCESSIBLE SURFACE

PALLET INFORMATION

GLOCAL		SQFT/ PALLET	SQFT/ BOX	BOXES/ PALLET	PCS/ BOX	WEIGHT/ BOX	WEIGHT/ PALLET
24 X 24	23.54 x 23.54 x 3/4	232.5	7.75	30	2	33 kg / 72 lbs	980 kg / 2160 lbs
24 X 48	23.54 x 47.17 x 3/4	271.25	7.75	35	1	34 kg / 74 lbs	1189 kg / 2621 lbs

SHAPES & SIZES

24 X 24


 23.54 x 23.54 x 3/4

24 X 48


 23.54 x 47.17 x 3/4



CLEAR | GC 01  



IDEAL | GC 03 



CLASSIC | GC 05 

LEARN MORE

View the product page on [Belgard.com](https://www.belgard.com) for more information



TECHNICAL SPECS

- Incredibly high breakage loads, up to 3,000 pounds
- Can be cleaned with normal household cleaners and even pressure washed with a low pressure washing device*
- High-density structure and ultra-low absorption rate provide a tight surface texture that fends off surface mold, moss, dirt and stains
- Unaffected by alkalis, acids, chemical agents, salt and other de-icing materials
- Structured top textures create non-slip surfaces
- Freeze-thaw resistant—100% frost-free and properties remain unaltered at temperatures ranging from -51.1° to + 60° C (-60°F to +140°F)
- Can be installed on a pedestal system for plaza and rooftop installations
- Suitable for ADA-compliant installations

* It is important that all pressure washing of your porcelain pavers be done with a low pressure washer with a maximum of 1600 psi and nothing more powerful. When pressure washing your installation, care should be taken to prevent damage to the grout (adhesive and grout installations) and some re-sanding will be necessary when power washing an installation with sand or polymeric sand joints.

Due to the natural materials in our products, colors may vary from those shown on the cut sheet. We recommend viewing actual product samples to ensure the perfect color and finish for each project.

LAGOON

Stone Finish | 20mm

Painstaking detail and depth of color evoke the expressive power of nature through these stylish modular pavers. Veining effects are inspired by the stratifications of sedimentary rocks.



v2 SLIGHT SHADE VARIATION

 LOW SOLAR HEAT ABSORPTION

 ACCESSIBLE SURFACE

PALLET INFORMATION

LAGOON™		SQFT/ PALLET	SQFT/ BOX	BOXES/ PALLET	PCS/ BOX	WEIGHT/ BOX	WEIGHT/ PALLET
24 X 48	23.54 x 47.17 x 3/4	271.25	7.75	35	1	34 kg / 74 lbs	1189 kg / 2621 lbs

SHAPES & SIZES

24 X 48


 23.54 x 47.17 x 3/4




MOONBEAM | LG 01 ST 



SANDSHELL | LG 02 ST 



SHARKSKIN | LG 04 ST 

LEARN MORE

View the product page on Belgard.com for more information



TECHNICAL SPECS

- Incredibly high breakage loads, up to 3,000 pounds
- Unaffected by alkalis, acids, chemical agents, salt and other de-icing materials
- High-density structure and ultra-low absorption rate provide a tight surface texture that fends off surface mold, moss, dirt and stains
- Structured top textures create non-slip surfaces
- Freeze-thaw resistant—100% frost-free and properties remain unaltered at temperatures ranging from -51.1° to $+60^{\circ}$ C (-60° F to $+140^{\circ}$ F)
- Can be installed on a pedestal system for plaza and rooftop installations
- Suitable for ADA-compliant installations

* It is important that all pressure washing of your porcelain pavers be done with a low pressure washer with a maximum of 1600 psi and nothing more powerful. When pressure washing your installation, care should be taken to prevent damage to the grout (adhesive and grout installations) and some re-sanding will be necessary when power washing an installation with sand or polymeric sand joints.

Due to the natural materials in our products, colors may vary from those shown on the cut sheet. We recommend viewing actual product samples to ensure the perfect color and finish for each project.

NOON

Wood Finish | 20mm

Warm and stylish, this contemporary expression of simplicity combines the look and feel of natural wood with the durability of porcelain.



MIRAGE
INSPIRING BETTER LIVING

v3 MODERATE SHADE VARIATION

v4 HIGH SHADE VARIATION

 ACCESSIBLE SURFACE

PALLET INFORMATION

NOON		SQFT/ PALLET	SQFT/ BOX	BOXES/ PALLET	PCS/ BOX	WEIGHT/ BOX	WEIGHT/ PALLET
12 X 48	11.73 x 47.17 x 3/4	279	7.75	36	2	34 kg / 74 lbs	1208 kg / 2664 lbs

SHAPES & SIZES

12 X 48



11.73 x 47.17 x 3/4



DAYLIGHT | NN 01 ST 



EMBER | NN 02 ST 



HONEY | NN 03 ST 

LEARN MORE

View the product page on [Beldgard.com](http://Belgard.com) for more information



TECHNICAL SPECS

- Incredibly high breakage loads, up to 3,000 pounds
- Can be cleaned with normal household cleaners and even pressure washed with a low pressure washing device.*
- High-density structure and ultra-low absorption rate provide a tight surface texture that fends off surface mold, moss, dirt and stains
- Unaffected by alkalis, acids, chemical agents, salt and other de-icing materials
- Structured top textures create non-slip surfaces
- Freeze-thaw resistant—100% frost-free and properties remain unaltered at temperatures ranging from -51.1° to + 60° C (-60°F to +140°F)
- Suitable for ADA-compliant installations

* It is important that all pressure washing of your porcelain pavers be done with a low pressure washer with a maximum of 1600 psi and nothing more powerful. When pressure washing your installation, care should be taken to prevent damage to the grout (adhesive and grout installations) and some re-sanding will be necessary when power washing an installation with sand or polymeric sand joints.

Due to the natural materials in our products, colors may vary from those shown on the cut sheet. We recommend viewing actual product samples to ensure the perfect color and finish for each project.

QUARZITI 2.0

Stone Finish | 20mm

This interpretation of natural quartz incorporates a gentle shading effect with the authentic diversity and subtle iridescence of natural elements.



MIRAGE
INSPIRING BETTER LIVING

v3 MODERATE SHADE VARIATION

 LOW SOLAR HEAT ABSORPTION

 ACCESSIBLE SURFACE

PALLET INFORMATION

QUARZITI 2.0		SQFT/ PALLET	SQFT/ BOX	BOXES/ PALLET	PCS/ BOX	WEIGHT/ BOX	WEIGHT/ PALLET
18 X 36	17.64 x 35.35 x 3/4	234.9	8.7	27	2	37 kg / 81.4 lbs	1014 kg / 2235 lbs
24 X 24	23.54 x 23.54 x 3/4	232.5	7.75	30	2	33 kg / 72 lbs	980 kg / 2160 lbs
24 X 48	23.54 x 47.17 x 3/4	271.25	7.75	35	1	34 kg / 74 lbs	1189 kg / 2621 lbs

SHAPES & SIZES

18 X 36

 17.64 x 35.35 x 3/4

24 X 24

 23.54 x 23.54 x 3/4

24 X 48

 23.54 x 47.17 x 3/4




GLACIER | QR 01 NAT  



MOUNTAINS | QR 02 NAT  



WATERFALL | QR 03 NAT 



RIVER | QR 04 NAT 

LEARN MORE

View the product page on Belgard.com for more information



TECHNICAL SPECS

- Incredibly high breakage loads, up to 3,000 pounds
- Can be cleaned with normal household cleaners and even pressure washed with a low pressure washing device.*
- High-density structure and ultra-low absorption rate provide a tight surface texture that fends off surface mold, moss, dirt and stains
- Unaffected by alkalis, acids, chemical agents, salt and other de-icing materials
- Structured top textures create non-slip surfaces
- Freeze-thaw resistant—100% frost-free and properties remain unaltered at temperatures ranging from -51.1° to + 60° C (-60°F to +140°F)
- Can be installed on a pedestal system for plaza and rooftop installations
- Suitable for ADA-compliant installations


* It is important that all pressure washing of your porcelain pavers be done with a low pressure washer with a maximum of 1600 psi and nothing more powerful. When pressure washing your installation, care should be taken to prevent damage to the grout (adhesive and grout installations) and some re-sanding will be necessary when power washing an installation with sand or polymeric sand joints.

Due to the natural materials in our products, colors may vary from those shown on the cut sheet. We recommend viewing actual product samples to ensure the perfect color and finish for each project.

UNICO 2.0

Coping | 20mm

Enhance any outdoor spaces with this premium porcelain coping available in a variety of styles to complement multiple porcelain paver lines.



MIRAGE
INSPIRING BETTER LIVING

v2 SLIGHT SHADE VARIATION

v3 MODERATE SHADE VARIATION

v4 HIGH SHADE VARIATION

 LOW SOLAR HEAT ABSORPTION

 ACCESSIBLE SURFACE

PALLET INFORMATION

UNICO 2.0		SQFT/ PALLET	SQFT/ BOX	BOXES/ PALLET	PCS/ BOX	WEIGHT/ BOX	WEIGHT/ PALLET
UNICO 2.0	11.62 x 23.54 x ¾"	205.2	5.7	36	3	24.5 kg / 54 lbs	881.8 kg / 1944 lbs


SHAPES & SIZES

UNICO 2.0


 11.62 x 23.54 x ¾"



CLEAR | GC 01



IDEAL | GC 03



CLASSIC | GC 05



DAYLIGHT | NN 01 ST



EMBER | NN 02 ST



HONEY | NN 03 ST



GLACIER | QR 01 NAT



MOUNTAINS | QR 02 NAT



WATERFALL | QR 03 NAT



RIVER | QR 04 NAT

LEARN MORE

View the product page on Belgard.com for more information



TECHNICAL SPECS

- Coordinates with various porcelain paver lines
- Subtle bullnose edge
- Use for steps or as coping for swimming pools
- High-density structure and ultra-low absorption rate provide a tight surface texture that fends off surface mold, moss, dirt and stains
- Unaffected by alkalis, acids, chemical agents, salt and other de-icing materials
- Structured top textures create non-slip surfaces
- Freeze-thaw resistant—100% frost-free and properties remain unaltered at temperatures ranging from -51.1° to + 60° C (-60°F to +140°F)
- Suitable for ADA-compliant installations

Due to the natural materials in our products, colors may vary from those shown on the cut sheet. We recommend viewing actual product samples to ensure the perfect color and finish for each project.

AB® CLASSIC COLLECTION

Retaining

The natural and rugged appearance of this retaining wall offers classic lines, a tailored beveled edge, and the look of quarried split stone that blends seamlessly into any terrain.



RETAINING



STEPS



COLUMNS

PALLET INFORMATION

AB® CLASSIC COLLECTION		SQFT/PALLET	SQFT/LAYER	LAYER/PALLET	UNITS/PALLET	WEIGHT/PALLET
CLASSIC	8 x 18 x 12	40	8	5	40	3160
JUMBO JR.	8 x 9 x 9½	40	8	5	80	3120
AB CORNER	8 x 16 x 8	-	-	2	12 left / 12 right	1584
AB CAP	4 x 17½ x 12	-	-	7	56	3136
AB STONE 12 DEGREE	8 x 18 x 12	40	8	5	40	3160

SHAPES & SIZES

CLASSIC



8 x 18 x 12

JUMBO JR.



8 x 9 x 9½

AB CORNER



8 x 16 x 8

AB CAP



4 x 17½ x 12

AB STONE 12 DEGREE



8 x 18 x 12



DANVILLE BLEND



GRANITE GRAY



SABLE BLEND

LEARN MORE

View the product page on [Belgard.com](https://www.belgard.com) for more information



TECHNICAL SPECS

- Simple, functional dry stack stone with classic lines to address any grade changes
- Multiple sizes can be used individually or together creating a beautiful patterned walls called Abbey Blend
- The raised lip and notch lock each block in place for simple, functional and dependable construction
- Corners & Caps to provide beautiful finishing touches

QUALITY FOR LIFE

Every step of our manufacturing process incorporates rigorous research, testing and quality assurance. We demand the highest quality from each of our facilities across North America. We believe in creating world-class building products that stand the test of time. See our lifetime warranty at [Belgard.com/Warranty](https://www.belgard.com/Warranty)

Due to the natural materials in our products, colors may vary from those shown on the cut sheet. We recommend viewing actual product samples to ensure the perfect color and finish for each project.

DIAMOND® 9D

Retaining

With a weathered stone appearance, the split-stone face offers an organic hand-laid aesthetic with the design flexibility of two coordinating cap options.



RETAINING



FIRE PITS



KITCHEN



STEPS



COLUMNS

PALLET INFORMATION

DIAMOND® 9D		SQFT/ PALLET	SQFT/ LAYER	LAYER/ PALLET	UNITS/ PALLET	WEIGHT/ PALLET
BLOCK	6 x 17¾ x 9	44.4	8.88	5	60	3300
6" CORNER	6 x 17¾ x 8	-	-	5	40	3207
RADIAN MULTI-PIECE CAP	3 x 8⅞ Front / 6½ Back x 12	-	-	6	24 Set	2550
	3 x 11¼ Front / 9½ Back x 12					
	3 x 14¾ Front / 12½ Back x 12					
UNIVERSAL CAP	3 x 17¼ / 12 x 10⅝	-	-	8	96	4032
XL CAP	3 x 18 / 12 x 13	-	-	-	-	-

SHAPES & SIZES

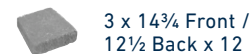
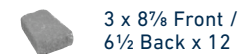
BLOCK



6" CORNER



RADIAN MULTI-PIECE CAP



UNIVERSAL CAP



XL CAP





DANVILLE BLEND



GRANITE GRAY



IRON BAY



NEWPORT GRAY

LEARN MORE

View the product page on [Beldgard.com](http://Belgard.com) for more information



TECHNICAL SPECS

- All system components are standard-split in-line
- Builds curved or straight retaining walls and outdoor features
- Rear lip locators easily establish a uniform wall batter
- A matching cap and corner completes the system
- Build gravity walls up to 3 feet high*, including the buried course
- Taller walls can be built using geosynthetic reinforcement when designed by a qualified engineer.
- Minimum outside radius, measured on the top course to the front of the units: 3 feet
- Minimum inside radius, measured on the base course to the front of the units: 6 feet
- The rear lip establishes a 1 1/8" setback for a 10.6 degree system batter

*Gravity wall heights are based on project specific conditions and may be lower than this value.

QUALITY FOR LIFE


Every step of our manufacturing process incorporates rigorous research, testing and quality assurance. We demand the highest quality from each of our facilities across North America. We believe in creating world-class building products that stand the test of time. See our lifetime warranty at Beldgard.com/Warranty

Due to the natural materials in our products, colors may vary from those shown on the cut sheet. We recommend viewing actual product samples to ensure the perfect color and finish for each project.

DIAMOND PRO® AIR SMOOTH

Retaining

This innovative high-performance wall features a clean, contemporary look and is 30% lighter with efficiencies on every level.



RETAINING



STEPS



COLUMNS

PALLET INFORMATION

DIAMOND PRO® AIR SMOOTH		SQFT/ PALLET	UNITS/ LAYER	SQFT/ LAYER	LAYER/ PALLET	WEIGHT/ PALLET
BLOCK	8 x 18 x 11½	36	9	4	36	2007.6
CORNER	8 x 18 x 9	22.32	-	2	24	1970.4
CAP	4 x 18 / 12 x 13	27	-	6	54	3143.4

SHAPES & SIZES

BLOCK



8 x 18 x 11½

CORNER



8 x 18 x 9

4" CAP



4 x 18 / 12 x 13



ANTHRACITE



HICKORY



SHADED GRAY

LEARN MORE

View the product page on [Belgard.com](https://www.belgard.com) for more information



TECHNICAL SPECS

- Can be installed as a gravity wall or geogrid-reinforced wall
- Weighing only 54 lbs., this 1 square foot block maximizes installation and shipping efficiencies
- Front lug design produces a 9/16" per unit setback for a 4° system batter
- Cores align for easy filling
- Built-in handholds for easy handling
- Top course is placed upside down to increase capping efficiency
- Near-vertical geogrid-reinforced retaining walls up to 12 feet tall
- Gravity walls up to 3' 4" high*, including the buried course
- Minimum outside radius, measured on the top course to the front of the units: 4 feet
- Minimum inside radius, measured on the base course to the front of the units: 6 feet

*Gravity wall heights are based on project specific conditions and may be lower than this value.

QUALITY FOR LIFE


Every step of our manufacturing process incorporates rigorous research, testing and quality assurance. We demand the highest quality from each of our facilities across North America. We believe in creating world-class building products that stand the test of time. See our lifetime warranty at [Belgard.com/Warranty](https://www.belgard.com/Warranty)

Due to the natural materials in our products, colors may vary from those shown on the cut sheet. We recommend viewing actual product samples to ensure the perfect color and finish for each project.

DIAMOND PRO® AIR STRAIGHT

Retaining

Featuring a classic split-stone face and crisp edges, this innovative high-performance wall is 30% lighter with efficiencies on every level.



RETAINING



COLUMNS



STEPS

PALLET INFORMATION

	DIAMOND PRO® AIR STRAIGHT	SQFT/ PALLET	UNITS/ LAYER	SQFT/ LAYER	LAYER/ PALLET	WEIGHT/ PALLET
BLOCK	8 x 18 x 11½	36	9	4	36	2007.6
CORNER	8 x 18 x 9	22.32	-	2	24	1970.4
CAP	4 x 18 / 12 x 13	27	-	6	54	3143.4

SHAPES & SIZES

BLOCK



8 x 18 x 11½

CORNER




8 x 18 x 9

4" CAP



4 x 18 / 12 x 13



CHARCOAL



GRAY



TAN

LEARN MORE

View the product page on [Belgard.com](https://www.belgard.com) for more information



TECHNICAL SPECS

- Can be installed as a gravity wall or geogrid-reinforced wall
- Weighing only 54 lbs., this 1 square foot block maximizes installation and shipping efficiencies
- Front lug design produces a 9/16" per unit setback for a 4° system batter
- Cores align for easy filling
- Built-in handholds for easy handling
- Top course is placed upside down to increase capping efficiency
- Near-vertical geogrid-reinforced retaining walls up to 12 feet tall
- Gravity walls up to 3' 4" high*, including the buried course
- Minimum outside radius, measured on the top course to the front of the units: 4 feet
- Minimum inside radius, measured on the base course to the front of the units: 6 feet

*Gravity wall heights are based on project specific conditions and may be lower than this value.

QUALITY FOR LIFE

Every step of our manufacturing process incorporates rigorous research, testing and quality assurance. We demand the highest quality from each of our facilities across North America. We believe in creating world-class building products that stand the test of time. See our lifetime warranty at [Belgard.com/Warranty](https://www.belgard.com/Warranty)

Due to the natural materials in our products, colors may vary from those shown on the cut sheet. We recommend viewing actual product samples to ensure the perfect color and finish for each project.

DIAMOND PRO® PS QUARRIED

Retaining

Inspired by the look of natural unearthed stone, these blocks pair the time-tested strength of a Diamond Pro retaining wall system with the installation ease of a pin locator system.



RETAINING



STEPS



COLUMNS

PALLET INFORMATION

DIAMOND PRO® PS QUARRIED		SQFT/ PALLET	SQFT/ LAYER	LAYER/ PALLET	UNITS/ PALLET	WEIGHT/ PALLET
BLOCK	8 x 18 x 12	36	12	3	36	2700
CORNER	8 x 18 x 9	24	12	2	24	1968
4" CAP	4 x 17¼ / 12 x 10¾	-	-	6	54	3132
PINS	5" L x .05" dia.	-	-	-	100 per box	-

SHAPES & SIZES

BLOCK



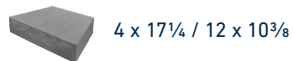
8 x 18 x 12

CORNER



8 x 18 x 9

4" CAP



4 x 17¼ / 12 x 10¾


PINS



5" L x .05" dia.



DANVILLE BLEND



NEWPORT GRAY

LEARN MORE

View the product page on Belgard.com for more information



TECHNICAL SPECS

- Pin system installation method
- Large cores for ease in handling
- Ease of installation with oversized pin aligning cores
- Pin cores allow for multiple batter options
- Builds walls in excess of 50 feet when combined with geosynthetic reinforcement
- One square foot of wall face per block
- Gravity walls can be built up to 4 feet high*, including the buried course, with 7.1 degree batter
- Minimum outside radius, measured on the top course to the front of the units: 4 feet
- Minimum inside radius, measured on the base course to the front of the units: 6 feet
- Setback/System Batter: Near Vertical and 1"/7.1°; additional system batter can be created by alternating pin placement on each course of wall

*Gravity wall heights are based on project specific conditions and may be lower than this value.

QUALITY FOR LIFE


Every step of our manufacturing process incorporates rigorous research, testing and quality assurance. We demand the highest quality from each of our facilities across North America. We believe in creating world-class building products that stand the test of time. See our lifetime warranty at Belgard.com/Warranty

Due to the natural materials in our products, colors may vary from those shown on the cut sheet. We recommend viewing actual product samples to ensure the perfect color and finish for each project.

DIAMOND PRO® PS VICTORIAN

Retaining

The refined beveled edge of these textural blocks lends itself to more formal spaces. Installed with a pin locator system, this wall offers the strength of a Diamond Pro wall.



RETAINING



STEPS



COLUMNS

PALLET INFORMATION

	DIAMOND PRO® PS VICTORIAN	SQFT/ PALLET	SQFT/ LAYER	LAYER/ PALLET	UNITS/ PALLET	WEIGHT/ PALLET
BLOCK	8 x 18 x 12	48	12	4	48	3650
CORNER	8 x 18 x 9	40	8	5	40	4010
4" UNIVER- SALCAP	4 x 17¼ / 12 x 10¾	87 LF	-	6	72	4100
PINS	5" L x .05" dia.	-	-	-	100 per box	-

SHAPES & SIZES

BLOCK



8 x 18 x 12

CORNER



8 x 18 x 9

CAP



4 x 17¼ / 12 x 10¾

PINS



5" L x .05" dia.



GRANITE GRAY



SABLE BLEND

LEARN MORE

View the product page on [Beldgard.com](https://Belgard.com) for more information



TECHNICAL SPECS

- Pin system installation method
- Large cores for ease in handling
- Ease of installation with oversized pin aligning cores
- Pin cores allow for multiple batter options
- Builds walls in excess of 50 feet when combined with geosynthetic reinforcement
- One square foot of wall face per block
- Gravity walls can be built up to 4 feet high*, including the buried course, with 7.1 degree batter
- Minimum outside radius, measured on the top course to the front of the units: 4 feet
- Minimum inside radius, measured on the base course to the front of the units: 6 feet
- Setback/System Batter: Near Vertical and 1"/7.1°; additional system batter can be created by alternating pin placement on each course of wall

*Gravity wall heights are based on project specific conditions and may be lower than this value.

QUALITY FOR LIFE


Every step of our manufacturing process incorporates rigorous research, testing and quality assurance. We demand the highest quality from each of our facilities across North America. We believe in creating world-class building products that stand the test of time. See our lifetime warranty at Beldgard.com/Warranty

Due to the natural materials in our products, colors may vary from those shown on the cut sheet. We recommend viewing actual product samples to ensure the perfect color and finish for each project.

MELVILLE™ WALL

Garden | Freestanding

Distinctive smooth faces, subtle edges and clean design make this wall stand out for the modern aesthetics it provides. This system is comprised of a double-sided wall unit, along with a matching cap.



FREESTANDING



GARDEN



FIRE PITS



KITCHEN



STEPS



COLUMNS

PALLET INFORMATION

MELVILLE™ WALL		SQFT/ PALLET	SQFT/ LAYER	LAYER/ PALLET	UNITS/ PALLET	WEIGHT/ PALLET
WALL UNIT	4 x 20 x 10	26.64	4.44	6	48	3060
WEDGE	4 x 9½ x 10	18.96	3.16	6	72	1921
CAP	2 x 20 x 13	16.8	1.68	10	60	2500

SHAPES & SIZES

WALL UNIT



WEDGE



CAP





ANTHRACITE



HICKORY



SHADED GRAY

LEARN MORE

View the product page on Belgard.com for more information



TECHNICAL SPECS

- Matching cap provides a seamless aesthetic
- Integrate cap into wall design to create depth and custom appearance
- Multiple installation patterns
- Smooth face and aesthetics pair well with our pre-built Melville Series of fire and kitchen features
- Simplistic design allows for easy installation of walls and other outdoor features
- 2 foot maximum height is perfect for garden and planter walls

QUALITY FOR LIFE

Every step of our manufacturing process incorporates rigorous research, testing and quality assurance. We demand the highest quality from each of our facilities across North America. We believe in creating world-class building products that stand the test of time. See our lifetime warranty at Belgard.com/Warranty


Due to the natural materials in our products, colors may vary from those shown on the cut sheet. We recommend viewing actual product samples to ensure the perfect color and finish for each project.

VANGUARD

Retaining | Freestanding

Versatile smooth-faced wall system creates coordinated contemporary retaining walls, freestanding walls and outdoor features for a cohesive design.

AVAILABLE SUMMER 2026



RETAINING



FREESTANDING



GARDEN



COLUMNS

PALLET INFORMATION

VANGUARD		SQFT/ PALLET	UNITS/ LAYER	SQFT/ LAYER	LAYER/ PALLET	WEIGHT/ PALLET
3-PIECE	6 x 6 / 4 x 10	28.4	4	5.68	5	1921
	6 x 12 / 10 x 10		4			
	6 x 16 / 14 x 10		4			
CAP	3 x 18 x 13	22.32	6	9	8	2652

SHAPES & SIZES

3-PIECE



6 x 6 / 4 x 10



6 x 12 / 10 x 10



6 x 16 / 14 x 10

CAP



3 x 18 x 13

PINS



5 x 1/2 diameter
2 pins / block
(Sold separately. For SRW application only)



ANTHRACITE



HICKORY



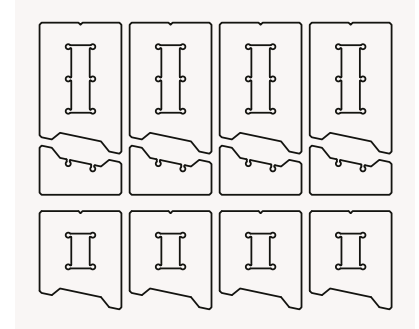
SHADED GRAY

LEARN MORE

View the product page on Belgard.com for more information



PALLET LAYOUT



TECHNICAL SPECS

- Builds walls, seating and columns from one system
- Gravity retaining walls up to 3 ft.* and freestanding walls up to 2 ft. 6 in.
- Lightweight open-core units for easier handling and cutting
- Open slotted pinholes to help form inside and outside curves
- Integrated corner solution to finish turns and ends without extra pieces
- Shared pin design with Diamond® Pro PS for cross-platform consistency

*Gravity wall heights are based on project specific conditions and may be lower than this value.

QUALITY FOR LIFE

Every step of our manufacturing process incorporates rigorous research, testing and quality assurance. We demand the highest quality from each of our facilities across North America. We believe in creating world-class building products that stand the test of time. See our lifetime warranty at Belgard.com/Warranty

Due to the natural materials in our products, colors may vary from those shown on the cut sheet. We recommend viewing actual product samples to ensure the perfect color and finish for each project.

WESTON STONE™

Garden | Freestanding

Offering the look of tumbled cut stone, this wall block is double-sided offering the design flexibility to create a wide variety of garden walls and outdoor living features.



FREESTANDING



GARDEN



FIRE PITS



KITCHEN



STEPS



COLUMNS

PALLET INFORMATION

	WESTON STONE™	SQFT/ PALLET	SQFT/ LAYER	LAYER/ PALLET	UNITS/ PALLET	WEIGHT/ PALLET
UNIVERSAL	4 x 12 x 8	40	6.66	6	120	3220

SHAPES & SIZES

UNIVERSAL





DANVILLE BLEND



IRON BAY



SABLE BLEND

LEARN MORE

View the product page on Belgard.com for more information



TECHNICAL SPECS

- Plantable wall designs and columns can be easily created
- Create a wide variety of custom outdoor living features including kitchens, built-in seating and fire features
- Build curved or straight walls
- Build freeform walls with minimal cuts
- Can be used to build gravity walls up to 2 feet high*, including the buried course
- Minimum outside radius, measured on the top course to the front of the units: 5 feet
- Minimum inside radius, measured on the base course to the front of the units: 3 feet

*Gravity wall heights are based on project specific conditions and may be lower than this value.

QUALITY FOR LIFE


Every step of our manufacturing process incorporates rigorous research, testing and quality assurance. We demand the highest quality from each of our facilities across North America. We believe in creating world-class building products that stand the test of time. See our lifetime warranty at Belgard.com/Warranty

Due to the natural materials in our products, colors may vary from those shown on the cut sheet. We recommend viewing actual product samples to ensure the perfect color and finish for each project.

LANDINGS™

Step Unit

The weathered step tread and chiseled look of quarried limestone on the rise adds grand style to landscape level changes, while the smooth face of the remaining sides allows for greater design flexibility.



PALLET INFORMATION

	LANDINGS™ STEP	LNFT/ PALLET	LNFT/ LAYER	LAYER/ PALLET	UNITS/ PALLET	WEIGHT/ PALLET
STEP UNIT	6 x 48 x 18	-	-	-	2	860

SHAPES & SIZES

STEP UNIT

 6 x 48 x 18



BOURBON



IRON BAY



NEWPORT GRAY

LEARN MORE

View the product page on [Belgard.com](https://www.belgard.com) for more information



TECHNICAL SPECS

- Double-sided texture and two unique faces on the rise allow steps to be rotated for optimal aesthetics
- Smooth sides allow steps to be placed side by side for longer treads
- Granite-like texture on tread surface
- Even bottom and consistent size offer installation ease
- Palletized for easy removal by skid-steer loader
- Dry-cast production provides consistent color throughout unit
- Riser faces are uniquely designed to nest together, creating an optional landing with a narrow joint

QUALITY FOR LIFE

Every step of our manufacturing process incorporates rigorous research, testing and quality assurance. We demand the highest quality from each of our facilities across North America. We believe in creating world-class building products that stand the test of time. See our lifetime warranty at [Belgard.com/Warranty](https://www.belgard.com/Warranty)

Due to the natural materials in our products, colors may vary from those shown on the cut sheet. We recommend viewing actual product samples to ensure the perfect color and finish for each project.

MELVILLE™

Curb

The smooth, contemporary finish of this curb perfectly complements any paver. Its unique length and sleek design allows for versatility and transitions with modern style.



PALLET INFORMATION

	MELVILLE™ CURB	LNFT/ PALLET	LNFT/ LAYER	LAYER/ PALLET	UNITS/ PALLET	WEIGHT/ PALLET
CURB	4 ⁷ / ₈ x 6 ¹ / ₂ x 23 ⁵ / ₈	96	24	4	48	2480

SHAPES & SIZES

CURB



4⁷/₈ x 6¹/₂ x 23⁵/₈



BOURBON



FOG



MIDNIGHT



PEARL

LEARN MORE

View the product page on Belgard.com for more information



TECHNICAL SPECS

- Elongated shape for efficient installation
- Perfect complement for oversized slabs and pavers
- Elegant finishing touch for driveways, walkways and gardens
- Pairs well with Melville walls and fire features
- Bury the course for low-profile curbing or lay at full height for a more dimensional look

QUALITY FOR LIFE

Every step of our manufacturing process incorporates rigorous research, testing and quality assurance. We demand the highest quality from each of our facilities across North America. We believe in creating world-class building products that stand the test of time. See our lifetime warranty at Belgard.com/Warranty

Due to the natural materials in our products, colors may vary from those shown on the cut sheet. We recommend viewing actual product samples to ensure the perfect color and finish for each project.

DELMARO

Coping | 60mm

Contemporary styling in a small-format size creates a clean, continuous finished look of freeform pool and step designs.



MODULAR
SIZING

PALLET INFORMATION

DELMARO		LNFT/ PALLET	UNITS/ LAYER	LNFT/ LAYER	LAYER/ PALLET	WEIGHT/ PALLET
COPING 60MM	6 x 12 x 2 ³ / ₈	54	36	18	3	1580

SHAPES & SIZES

COPING | 60MM



6 x 12 x 2³/₈



BOURBON



FOG



MIDNIGHT



PEARL



ROSEWOOD

LEARN MORE

View the product page on Belgard.com for more information



TECHNICAL SPECS

- Easily follows both straight and curved pools and step edges
- Sized for freeform and radius applications difficult for larger units
- Front finished edge provides a clean waterline or tread detail
- True 3" incremental sizing compatible with all modular paver styles—look for Modular Sizing icon
- Edge detail matches Dimensions and Origins pavers for consistent transitions
- Modular dimensions simplify estimating and ordering
- Sizing and dimensions simplify installation and reduce cuts and waste

QUALITY FOR LIFE

Every step of our manufacturing process incorporates rigorous research, testing and quality assurance. We demand the highest quality from each of our facilities across North America. We believe in creating world-class building products that stand the test of time. See our lifetime warranty at Belgard.com/Warranty

Due to the natural materials in our products, colors may vary from those shown on the cut sheet. We recommend viewing actual product samples to ensure the perfect color and finish for each project.

Regional colors may vary. Check with your local Belgard Sales Rep.

GRAVA

Coping | 60mm

Enriched with DuraFusion Technology for enhanced texture and wear-resistance, an elongated shape and distinctive slate-inspired texture provide a striking finishing touch to pools, steps and outdoor features.

AVAILABLE SPRING 2026



MODULAR
SIZING



DURAFUSION
TECHNOLOGY



FIRE PITS



STEP TREADS

PALLET INFORMATION

GRAVA		LNFT/ PALLET	UNITS/ LAYER	LNFT/ LAYER	LAYER/ PALLET	WEIGHT/ PALLET
COPING 60MM	36 x 15 x 2 3/8	54	3	9	6	3222

SHAPES & SIZES

COPING | 60MM



36 x 15 x 2 3/8




ASHWOOD 



CHESWICK 



IRON BAY 



NEWPORT GRAY 



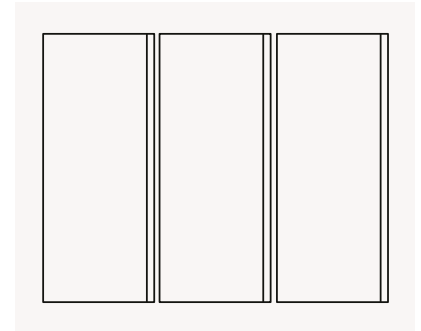
TEAK 

LEARN MORE

View the product page on [Belgard.com](https://www.belgard.com) for more information



PALLET LAYOUT



TECHNICAL SPECS

- Finishes straight pools, steps and wall caps with one coordinated look
- Front finished edge provides a clean waterline or tread detail
- True 3" incremental sizing compatible with all modular paver styles—look for Modular Sizing icon
- Edge detail and texture matches Origins pavers for consistent transitions
- Modular dimensions simplify estimating and ordering
- Sizing and dimensions simplify installation and reduce cuts and waste
- Large format, DuraFusion coping option for ultra premium finish

DuraFusion™ Technology

A bold, vibrant finish with a smoother, tighter texture.

QUALITY FOR LIFE

Every step of our manufacturing process incorporates rigorous research, testing and quality assurance. We demand the highest quality from each of our facilities across North America. We believe in creating world-class building products that stand the test of time. See our lifetime warranty at [Belgard.com/Warranty](https://www.belgard.com/Warranty)

Due to the natural materials in our products, colors may vary from those shown on the cut sheet. We recommend viewing actual product samples to ensure the perfect color and finish for each project.

Regional colors may vary. Check with your local Belgard Sales Rep.

LAGUNA™

Coping I 60mm

The smooth finish of a full bullnose design and a surface with the look of polished limestone make this coping a modern-day choice. Large pieces allow for a minimal number of joints.




PALLET INFORMATION

LAGUNA™ COPING		LNFT/ PALLET	LNFT/ LAYER	LAYER/ PALLET	UNITS/ PALLET	WEIGHT/ PALLET
60MM	14 ³ / ₁₆ x 23 ⁵ / ₈ x 2 ³ / ₈	55.125	7.875	7	28	2016

SHAPES & SIZES

60MM



14³/₁₆ x 23⁵/₈ x 2³/₈



ALPINE GRAY



STERLING GRAY

LEARN MORE

View the product page on [Belgard.com](https://www.belgard.com) for more information



TECHNICAL SPECS

- Full bullnose
- Created specifically for rectangular pools
- Also ideal for providing a finished look for steps and outdoor features
- Contemporary large-scale sizing for faster installation and a clean finished look

QUALITY FOR LIFE

Every step of our manufacturing process incorporates rigorous research, testing and quality assurance. We demand the highest quality from each of our facilities across North America. We believe in creating world-class building products that stand the test of time. See our lifetime warranty at [Belgard.com/Warranty](https://www.belgard.com/Warranty)

Due to the natural materials in our products, colors may vary from those shown on the cut sheet. We recommend viewing actual product samples to ensure the perfect color and finish for each project.

MARINA™

Coping | 60mm

The smooth surface texture and refined, rounded edges make this bullnose coping a classic finishing touch to enhance pools and a variety of outdoor features.



PALLET INFORMATION

MARINA™ COPING		LNFT/ PALLET	LNFT/ LAYER	LAYER/ PALLET	UNITS/ PALLET	WEIGHT/ PALLET
60MM	5 ¹⁵ / ₁₆ x 11 ¹³ / ₁₆ x 2 ³ / ₈	83.125	20.78	4	168	2160

SHAPES & SIZES


60MM



5¹⁵/₁₆ x 11¹³/₁₆ x 2³/₈



BOURBON



FOG



MIDNIGHT



PEARL



ROSEWOOD

LEARN MORE

View the product page on Belgard.com for more information



TECHNICAL SPECS

- Rounded edges protect feet and hands when getting out of a pool or going up and down steps
- Provides a finished edge that blends seamlessly with patios and pool decks
- Helps pool or spa hold its shape by keeping walls straight and rigid, and protects surrounding area from water damage
- Can be used to provide a finishing touch to steps, planters, walkways, and terraced patios

QUALITY FOR LIFE

Every step of our manufacturing process incorporates rigorous research, testing and quality assurance. We demand the highest quality from each of our facilities across North America. We believe in creating world-class building products that stand the test of time. See our lifetime warranty at Belgard.com/Warranty

Due to the natural materials in our products, colors may vary from those shown on the cut sheet. We recommend viewing actual product samples to ensure the perfect color and finish for each project.

MODENA

Coping | 60mm

Enriched with DuraFusion Technology for enhanced texture and wear-resistance, a modern elongated shape and elegantly smooth face provide a graceful finishing touch to pools, steps and outdoor features.

AVAILABLE SPRING 2026



MODULAR
SIZING



DURAFUSION
TECHNOLOGY



FIRE PITS



STEPS

PALLET INFORMATION


MODENA		LNFT/ PALLET	UNITS/ LAYER	LNFT/ LAYER	LAYER/ PALLET	WEIGHT/ PALLET
COPING 60MM	36 x 15 x 2 $\frac{3}{8}$	54	3	9	6	3222

SHAPES & SIZES

COPING | 60MM



36 x 15 x 2 $\frac{3}{8}$



ANTHRACITE 



HICKORY 



SCANDINA GRAY 



SEPIA 



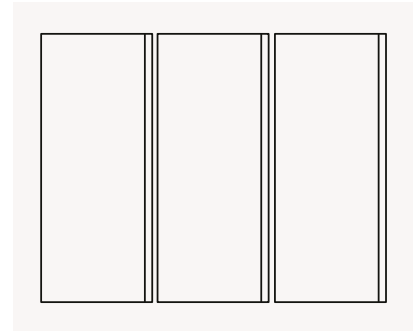
SHADED GRAY 

LEARN MORE

View the product page on [Beldgard.com](http://Belgard.com) for more information



PALLET LAYOUT



TECHNICAL SPECS

- Finishes straight pools, steps and wall caps with one coordinated look
- Front finished edge for a clean waterline or tread detail
- True 3" incremental sizing compatible with all modular paver styles—look for Modular Sizing icon
- Edge detail matches Dimensions and Origins pavers for consistent transitions
- Modular dimensions simplify estimating and ordering
- Sizing and dimensions simplify installation and reduce cuts and waste
- Large format, DuraFusion coping option for ultra premium finish

DuraFusion™ Technology

A bold, vibrant finish with a smoother, tighter texture.

QUALITY FOR LIFE

Every step of our manufacturing process incorporates rigorous research, testing and quality assurance. We demand the highest quality from each of our facilities across North America. We believe in creating world-class building products that stand the test of time. See our lifetime warranty at Belgard.com/Warranty

Due to the natural materials in our products, colors may vary from those shown on the cut sheet. We recommend viewing actual product samples to ensure the perfect color and finish for each project.

Regional colors may vary. Check with your local Belgard Sales Rep.

ARTFORMS™

Modular Panel System

Innovative large-format modular panels offer contemporary lines and the versatility to create unlimited architectural features for outdoor living spaces.



PALLET INFORMATION

ARTFORMS™		SQFT/ PALLET	SQFT/ LAYER	LAYER/ PALLET	UNITS/ PALLET	WEIGHT/ PALLET
OPEN END	18 x 36 x 3	81	9	9	9	2753
CLOSE END	18 x 36 x 3				9	
OPEN END	6 x 36 x 3	31.5	10.5	3	3	1095
CLOSE END	6 x 36 x 3				18	

SHAPES & SIZES

18 X 36



18 x 36 x 3
Pallets contain both open and close ended units

6 X 36



6 x 36 x 3
Pallets contain both open and close ended units

INSTALLATION HARDWARE*



ANCHOR SLIDE & NUT
50 units per box



JOINING PLATE
10 units per box



OUTER CORNER
10 units per box



INNER CORNER
10 units per box



STRETCHER
10 units per box

*Installation hardware is sold separately



ANTHRACITE



HICKORY



SCANDINA GRAY

LEARN MORE

View the product page on [Belgard.com](https://www.belgard.com) for more information



TECHNICAL SPECS

- Large format high-strength concrete panels
- Mechanically fastened with stainless steel hardware
- Ideal for outdoor living projects of all sizes
- Suitable for rooftop applications
- Efficient installation with minimal waste
- Minimal disruption for property owner
- Easily added to existing projects
- Endless design possibilities for outdoor living features including seat walls, fire and water features, planters, and outdoor kitchens

QUALITY FOR LIFE

Every step of our manufacturing process incorporates rigorous research, testing and quality assurance. We demand the highest quality from each of our facilities across North America. We believe in creating world-class building products that stand the test of time. See our lifetime warranty at [Belgard.com/Warranty](https://www.belgard.com/Warranty)

Due to the natural materials in our products, colors may vary from those shown on the cut sheet. We recommend viewing actual product samples to ensure the perfect color and finish for each project.

BORDEAUX™ SERIES

Grill Island & Fire Features

Timeless stackstone design with accents that emulate polished limestone, the components of this series transform outdoor living spaces with a coordinated, cohesive look.



SHAPES & SIZES

FIREPLACE




2'7"D x 4'3"W x 7'8"H
Pallet Weight: 4,170

WOOD BOXES



2'1¼"D x 3'3"W x 3'1"H Each
Sold as a pair
Pallet Weight: 3,070

LINEAR FIREPLACE



3'6½"D x 7'8"W x 4'5¼"H
Pallet Weight: 4,000

GRILL ISLAND



2'6"D x 5'11"W x 3'5"H
Grill & Doors included
Pallet Weight: 3,260

LINEAR FIRE TABLE



2'11"D x 6'2"W x 2'5"H
Pallet Weight: 2,500



PEWTER/BUFF ACCENT



PEWTER/MIDNIGHT ACCENT



SIENNA/BUFF ACCENT



SIENNA/MIDNIGHT ACCENT

LEARN MORE

View the product page on Belgard.com for more information



TECHNICAL SPECS

- Pre-assembled modular features are each packaged as one unit that can be installed in hours versus days
- Units include fork slot configurations for easy transport and installation
- Fireplaces can be retro-fitted for gas burning log sets and burners
- Grill islands include stainless steel grill and door set—specify propane or natural gas when ordering

PLEASE NOTE: Be sure to check with your local municipality for any codes that may affect your installation.

Body Color

Accent Color



QUALITY FOR LIFE

Every step of our manufacturing process incorporates rigorous research, testing and quality assurance. We demand the highest quality from each of our facilities across North America. We believe in creating world-class building products that stand the test of time. See our lifetime warranty at Belgard.com/Warranty

Due to the natural materials in our products, colors may vary from those shown on the cut sheet. We recommend viewing actual product samples to ensure the perfect color and finish for each project.

MELVILLE™ SERIES

Grill Island & Fire Features

This stunning linear design features a smooth face and subtle edges to deliver a sleek, contemporary style. Components work together to provide a cohesive finished look.



SHAPES & SIZES

FIREPLACE



2'7"D x 4'3"W x 7'8"H
Pallet Weight: 4,170

WOOD BOXES



2'1¼"D x 3'3"W x 3'1"H Each
Sold as a pair
Pallet Weight: 3,070

LINEAR FIREPLACE



3'6½"D x 7'8"W x 4'5¼"H
Pallet Weight: 4,000

GRILL ISLAND



2'6"D x 5'11"W x 3'5"H
Grill & Doors included
Pallet Weight: 3,260

LINEAR FIRE TABLE



2'11"D x 6'2"W x 2'5"H
Pallet Weight: 2,500



SCANDINA GRAY/MIDNIGHT ACCENT

LEARN MORE

View the product page on Belgard.com for more information



Body Color

Accent Color



TECHNICAL SPECS

- Coordinates with Melville™ Wall and Melville™ Tandem Wall
- Pre-assembled modular features are each packaged as one unit that can be installed in hours versus days
- Units include fork slot configurations for easy transport and installation
- Fireplaces can be retro-fitted for gas burning log sets and burners
- Grill islands include stainless steel grill and door set — specify propane or natural gas when ordering

PLEASE NOTE: Be sure to check with your local municipality for any codes that may affect your installation.

QUALITY FOR LIFE

Every step of our manufacturing process incorporates rigorous research, testing and quality assurance. We demand the highest quality from each of our facilities across North America. We believe in creating world-class building products that stand the test of time. See our lifetime warranty at Belgard.com/Warranty

Due to the natural materials in our products, colors may vary from those shown on the cut sheet. We recommend viewing actual product samples to ensure the perfect color and finish for each project.

MELVILLE™

Fire Pit

Special wedge-shaped blocks of our smooth-faced Melville Wall create this circular fire pit to perfectly complement our Melville Series of walls and outdoor features.



ROUND FIRE PIT

- 54 $\frac{3}{8}$ " outside diameter
- 34 $\frac{3}{8}$ " inside diameter
- Stacks 4 rows high
- Cap sold separately
- Elements inserts sold separately
- Pallet Weight: 1921

SHAPES & SIZES

WEDGE



4 x 9 $\frac{1}{2}$ x 10

FIRE INSERT



Item #70580597
Elements 34" Smoke-less
Wood Fire Pit Insert

GAS INSERT



Item #70585063
Elements 34" Round Gas
Fire Pit Burner Kit



ANTHRACITE



HICKORY



SHADED GRAY

LEARN MORE

View the product page on [Belgard.com](https://www.belgard.com) for more information



TECHNICAL SPECS

- Special wedge-shaped blocks of Melville Wall
- Coordinates with the Melville Series of kitchen and fire features
- Pallet includes all blocks needed to complete circular fire pit

QUALITY FOR LIFE

Every step of our manufacturing process incorporates rigorous research, testing and quality assurance. We demand the highest quality from each of our facilities across North America. We believe in creating world-class building products that stand the test of time. See our lifetime warranty at [Belgard.com/Warranty](https://www.belgard.com/Warranty)

Due to the natural materials in our products, colors may vary from those shown on the cut sheet. We recommend viewing actual product samples to ensure the perfect color and finish for each project.

WESTON STONE™

Fire Pit Kit

With the look of tumbled cut stone, this fire pit makes a beautiful addition to any outdoor living space and is the ideal complement to projects with Weston Stone walls.



SQUARE FIRE PIT

- Outside diameter 44"
- Inside diameter 28"
- 4 rows high (20" tall)
- Metal insert included
- Cap sold separately
- Pallet Weight: 1600

SHAPES & SIZES

BLOCK



INSERT





DANVILLE BLEND



IRON BAY



SABLE BLEND

LEARN MORE

View the product page on [Belgard.com](https://www.belgard.com) for more information



TECHNICAL SPECS

- Quick and easy to assemble with all needed wall units on a single pallet
- A beautiful complement to projects with Weston Stone™ walls
- Metal insert included

QUALITY FOR LIFE

Every step of our manufacturing process incorporates rigorous research, testing and quality assurance. We demand the highest quality from each of our facilities across North America. We believe in creating world-class building products that stand the test of time. See our lifetime warranty at [Belgard.com/Warranty](https://www.belgard.com/Warranty)

Due to the natural materials in our products, colors may vary from those shown on the cut sheet. We recommend viewing actual product samples to ensure the perfect color and finish for each project.

ENHANCED OUTDOOR LIVING

COMPLETE THE VISION

Appliances & Accents



WANT MORE
KITCHEN, FIRE OR
WATER FEATURES?

ElementsHome.com



FIRE PITS & BOWLS

Artisan fire features and planters to enhance the style of any space.



Artisan Cast Stone Rectangle Fire Pit




Artisan Cast Stone Square Bowl

FIRE PIT INSERTS

Burner kits and inserts for easy installation of fire features.



Elements Round Gas Fire Pit Burner Kit



Smoke-less Fire Pit Insert

ARTFORMS™ + ELEMENTS™

Our Artforms™ Modular Panel System is designed to work seamlessly with Elements™ appliances and accessories for the efficient installation of contemporary outdoor kitchens and living rooms.

Pro Tip

Set yourself up for repeat business by phasing projects: Start with a patio now—add a kitchen next season!



OUTDOOR COOKING (carts available for freestanding options)

Gourmet cooking appliances for outfitting outdoor kitchens with grills, burners, smokers and more.



Elements Blue Diamond Kamado



Elements Griddle



Elements Pro Built-In Grill

OUTDOOR KITCHEN STORAGE

Storage and refrigeration for enhancing functionality.



Elements 2-Bin Trash Door



Elements Double Drawers



Elements 22" Outdoor Refrigerator



B
BELGARD
PAVES THE WAY

B
BELGARD
PAVES THE WAY

B
BELGARD
PAVES THE WAY

OLDCASTLE

RESOURCES FOR EVERY STEP

EXPLORE LAYING PATTERNS,
DESIGN TOOLS, AND BUSINESS
RESOURCES THAT MAKE EVERY
PROJECT EASIER AND EVERY
RESULT EXCEPTIONAL



EXPLORE THE 2026

COLOR OFFERINGS

With so many shades, hues and variations, we've made it easy to create the exact aesthetic and personality to fit each vision.

*Available in Pavers Only **Available in Walls Only

Solid Colors

Products with a consistent color tone throughout are primarily used for design accents or to create a neutral backdrop.



TAN**



ROSEWOOD*



CHARCOAL



BOURBON*



FOG*



PEARL*

Tone-on-Tone Colors

Subtle shifts in shade and tone within the same color family are often used to create a contemporary look.



SEPIA



HICKORY



SCANDINA GRAY



SHADED GRAY



CHESWICK



SABLE BLEND



ANTHRACITE

Due to the natural materials in our products, colors may vary from those shown in our catalog. We recommend viewing actual product samples to ensure the perfect color and finish for each project.

Blended Colors

Blends of three or more complementary or contrasting colors create a more dramatic look.



NEWPORT GRAY



IRON BAY



PEWTER BLEND**



ASHWOOD*



FANEUIL HALL*



SILEX BLEND



DANVILLE BLEND



PHOENIX*



SONORAN*



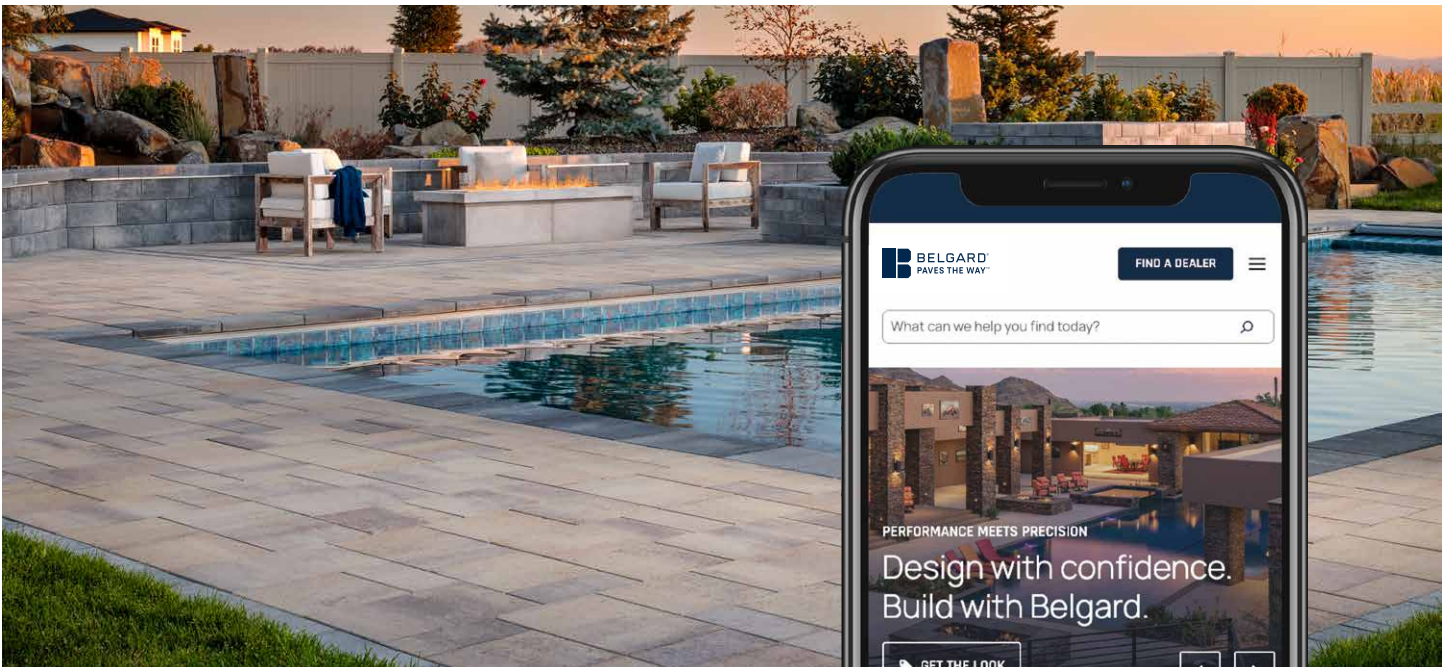
TUCSON*



TEAK*

GO BEYOND COLOR

Discover how color is just the beginning. Explore [Belgard.com](https://www.belgard.com) for endless inspiration and complete your outdoor living vision with local products.




Explore Products

PAVER TECHNOLOGY GUIDE

OPTIONS THAT PERFORM FOR EVERY LIFESTYLE

Choose textures and tones for the desired look, with performance engineered for how the space will be used. No matter the climate or site conditions, the right paver technology stands up to everyday life and delivers lasting style.

The Right Paver Technology for the Right Project, Every Time.



Core Mix

A staple in outdoor patio design, offering consistent color through the whole paver to minimize wear.



DuraFusion™

Ideal for design-forward projects and regions with harsh or unpredictable winter weather.




DuraFusion™ + ColorTech™

Ultimate protection offers lasting durability, bold texture, and vibrant color.



DURAFUSION
Papyrus



DURAFUSION + COLORTECH
Dimensions Slab




CORE MIX
Geometric Shapes

DURAFUSION
Dimensions 6 x 9

CORE MIX
Dimensions 12 x 24

DURAFUSION + COLORTECH
Brooklyn



CORE MIX
Origins 18



DURAFUSION
Origins 12

DURAFUSION + COLORTECH
Brooklyn

PROTECT THEIR INVESTMENT

MAINTENANCE & PROTECTION

For 40 years, Techniseal® products have been trusted by residential and commercial hardscape installers. As a one-stop shop, Belgard offers Techniseal sealers, adhesives and edging to achieve long-lasting results.



WANT MORE PRODUCT OPTIONS?

Belgard.com/Techniseal



REMOVE STAINS

Tackle tough surface stains with specially formulated stain removers.



Rust stain remover



Dirt & grease stain remover

ELIMINATE EFFLORESCENCE

Maintain and restore the beauty of your hardscape surfaces.



Paver restorer removes haze created by some polymeric sands



Paver Prep dislodges efflorescence and ground-in dirt

PREVENT WEEDS & EROSION

Enhance aesthetics, durability and stability of paver projects.



The smart choice for everyday installations



High-performance, the only real no-haze, no-dust alternative



Maintenance Tip

Allow pavers to cure prior to sealant application. Discuss with your representative, as cure time varies by climate. Maintain the long-term beauty of pavers by cleaning and resealing every 3 to 5 years.



STAIN RESISTANCE

Protect pavers or enhance color with top quality sealers.



Natural look with matte finish, preserves the natural beauty of pavers



Color Boost CB+ matte finish, enhances the color of pavers



ENHANCE STABILITY

NextGel™ technology ensures stability of patios and walkways.



Fortified hardscape concrete edging



SUPERIOR STRENGTH

Bond construction materials 50% faster (8-minute bond time).



Hardscape foam adhesive

PARTNERING FOR YOUR SUCCESS

BELGARD AUTHORIZED CONTRACTOR PROGRAM



**SIGN UP
TODAY**

[Beldgard.com/Pro](https://Belgard.com/Pro)



✓ **Exclusive Sales Tools**

Win more jobs with custom resources.

✓ **Priority Leads**

Get homeowner inquiries first.

✓ **Homeowner Financing**

Offer flexible payment options.

✓ **VIP Events**

Network and learn at exclusive gatherings.



GROW YOUR BUSINESS WITH BELGARD

BUILD SKILLS. BOOST PROFITS. DRIVE SUCCESS.

Hands-On Learning

Master hardscape techniques and trends through interactive sessions.

Industry Certifications

Earn credentials that build trust and set you apart.

Networking That Counts

Connect with pros, share ideas, and grow partnerships.

Flexible Learning Options

Learn in person or online—anytime, anywhere.



**FIND
TRAINING**

[Beldgard.com/Training](https://Belgard.com/Training)

*BUILD MORE, EARN MORE
WITH BELGARD.*

Oldcastle® APG Partner Rewards is a contractor loyalty program that not only provides rewards for your purchases across numerous Oldcastle® APG brands, it also opens the door for opportunities to grow your business. Let's build your business together.



— Oldcastle^{APG} —
**PARTNER
REWARDS**

**ENROLL
TODAY**

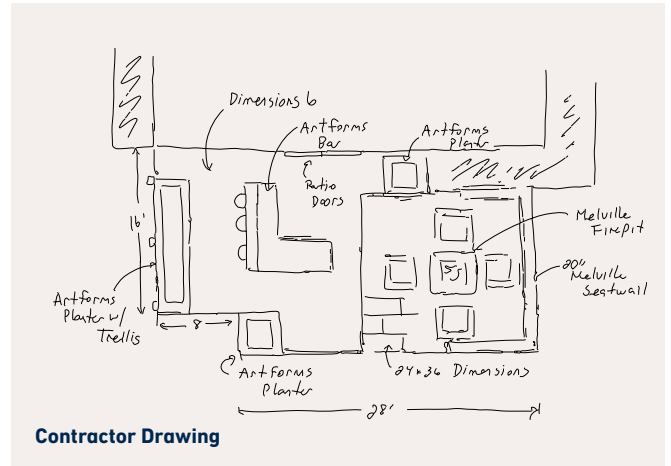


OldcastlePartnerRewards.com

CLOSE SALES FASTER

BELGARD DESIGN STUDIO

Showing homeowners a clear vision of their project is key to closing the deal. Belgard Design Studio gives you customizable templates and augmented reality tools that make it easy for clients to picture their finished space. By helping them see the design come to life, you remove hesitation and give them the confidence to say yes.




BELGARD DESIGN STUDIO

Turn your personal photos & sketches into customized 3D digital renderings.



Belgard.com/DesignStudio



Finished Project

BELGARD RESOURCES

ARTFORMS IDEA BOOK



ARTFORMS IDEA BOOK - SPANISH



INSTALLATION GUIDE

FIND YOUR SALES REP

Need help with designs?



Belgard.com/Rooms

Browse hundreds of pre-designed outdoor living spaces that simplify planning, design, and installation for your dream backyard.

- Create sharable collections of favorite designs
- Customize layouts and materials with Design Studio
- Get full plans with materials lists



 INCLUDING AUGMENTED REALITY!

LAYING PATTERNS


Important Note

Some patterns may not necessarily reflect the percentages of stone sizes within a particular pallet. In some cases you may have extras in one or more of the sizes. **This must be accounted for in your planning and design.**


AutoCAD® hatch pattern files can be downloaded from belgard.com for use in architectural drawings.

Brooklyn™

Running Bond | 100% 3 x 9




Basket Weave | 100% 3 x 9



Charlestone™

Running Bond | 25% 6 x 6, 33% 6 x 9, 42% 6 x 12




*Important
Note*


Some patterns may not necessarily reflect the percentages of stone sizes within a particular pallet. In some cases you may have extras in one or more of the sizes. **This must be accounted for in your planning and design.**

Dimensions™ 6 | Origins™ 6


3-Piece



Herringbone



Running Bond

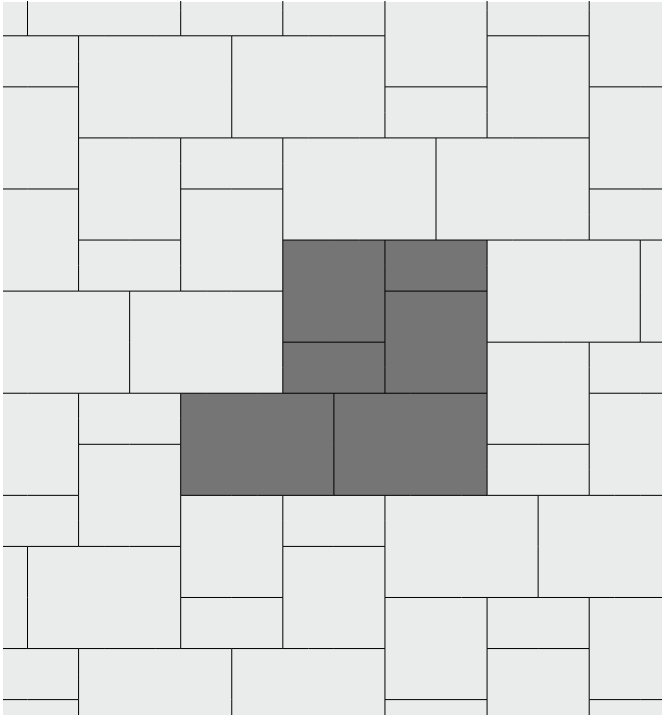


*Important
Note*

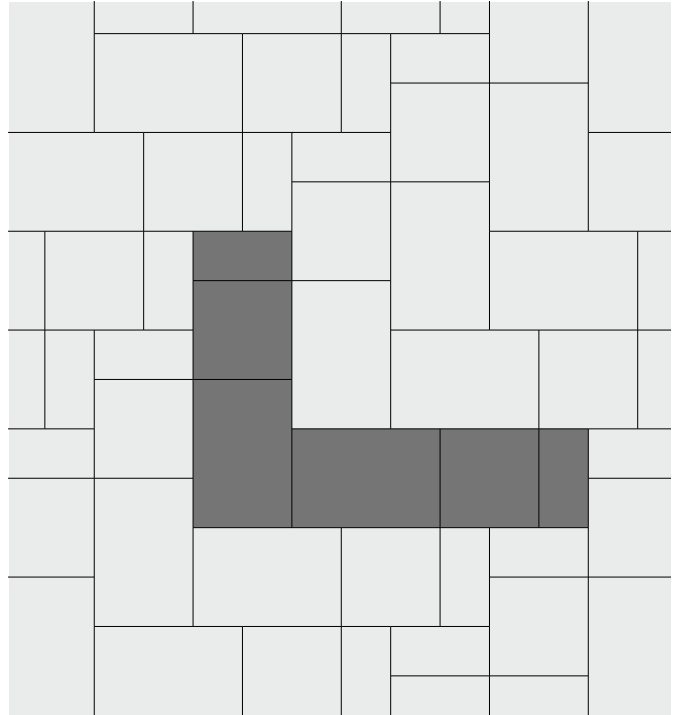
Some patterns may not necessarily reflect the percentages of stone sizes within a particular pallet. In some cases you may have extras in one or more of the sizes. **This must be accounted for in your planning and design.**

Dimensions™ 12 | Origins™ 12


3-Piece



Herringbone



Running Bond




*Important
Note*


Some patterns may not necessarily reflect the percentages of stone sizes within a particular pallet. In some cases you may have extras in one or more of the sizes. **This must be accounted for in your planning and design.**

Dimensions™ 18 | Origins™ 18 | Papyrus™ 18


Pattern A



Pattern B



Pattern C




*Important
Note*

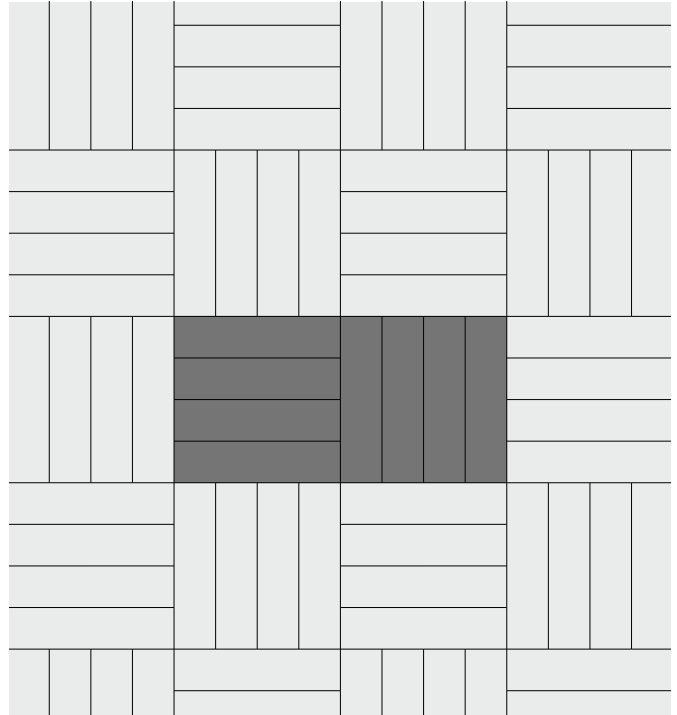
Some patterns may not necessarily reflect the percentages of stone sizes within a particular pallet. In some cases you may have extras in one or more of the sizes. **This must be accounted for in your planning and design.**

Dimensions™ Paver


Running Bond | 100% 3 x 12




Basket Weave | 100% 3 x 12



Herringbone | 100% 3 x 12



Running Bond | 100% 6 x 9




*Important
Note*


Some patterns may not necessarily reflect the percentages of stone sizes within a particular pallet. In some cases you may have extras in one or more of the sizes. **This must be accounted for in your planning and design.**

Dimensions™ Paver


Basket Weave | 100% 6 x 9




Herringbone | 100% 6 x 9



Running Bond | 100% 6 x 12



Herringbone | 100% 6 x 12




Important Note

Some patterns may not necessarily reflect the percentages of stone sizes within a particular pallet. In some cases you may have extras in one or more of the sizes. **This must be accounted for in your planning and design.**

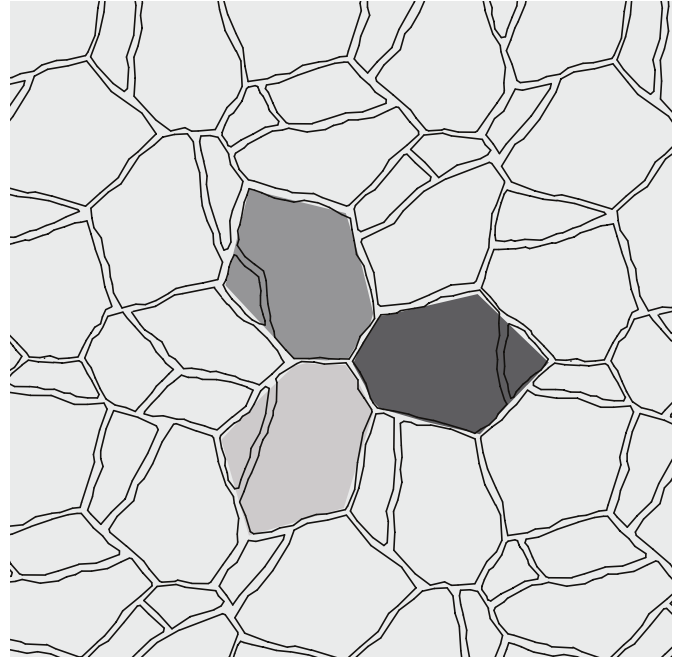
Aqualine™

Basket Weave | 17% $4\frac{1}{2}$ x 9 x $3\frac{1}{8}$



Mega-Arbel®

Cloverleaf | 100% $15\frac{3}{8}$ x 21




Important Note


Some patterns may not necessarily reflect the percentages of stone sizes within a particular pallet. In some cases you may have extras in one or more of the sizes. **This must be accounted for in your planning and design.**

London Cobble®

Pattern A | 100% 6 x 9



2-Piece Pattern | 25% 6 x 6, 75% 6 x 9

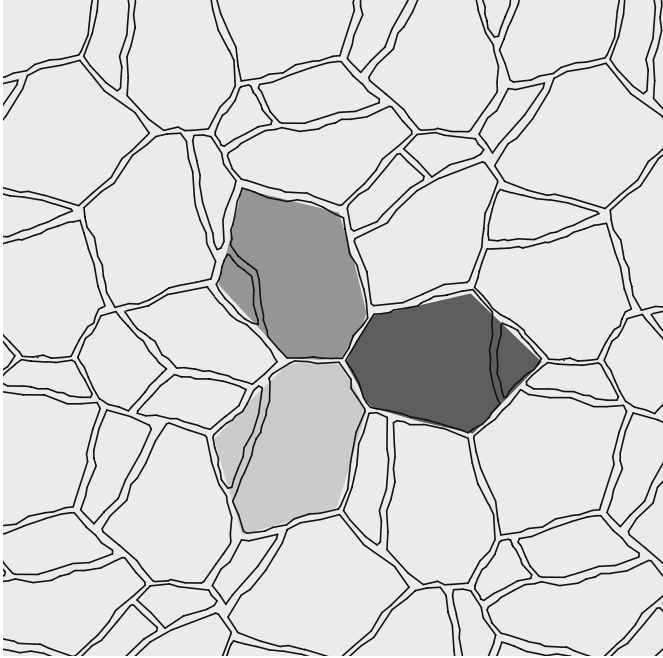


Important Note

Some patterns may not necessarily reflect the percentages of stone sizes within a particular pallet. In some cases you may have extras in one or more of the sizes. **This must be accounted for in your planning and design.**

Mega-Arbel®

Cloverleaf | 100% 15 $\frac{3}{8}$ x 21




*Important
Note*


Some patterns may not necessarily reflect the percentages of stone sizes within a particular pallet. In some cases you may have extras in one or more of the sizes. **This must be accounted for in your planning and design.**

Old York™

Running Bond | 100% $3\frac{15}{16} \times 7\frac{7}{8} \times 2\frac{3}{8}$




Basket Weave | 100% $3\frac{15}{16} \times 7\frac{7}{8} \times 2\frac{3}{8}$



Trilogy Textured

Pattern E | 17% $6\frac{1}{2} \times 13 \times 2\frac{3}{8}$, 33% $13 \times 13 \times 2\frac{3}{8}$
50% $13 \times 19\frac{1}{2} \times 2\frac{3}{8}$



Every Outdoor Possibility. One Trusted Partner.

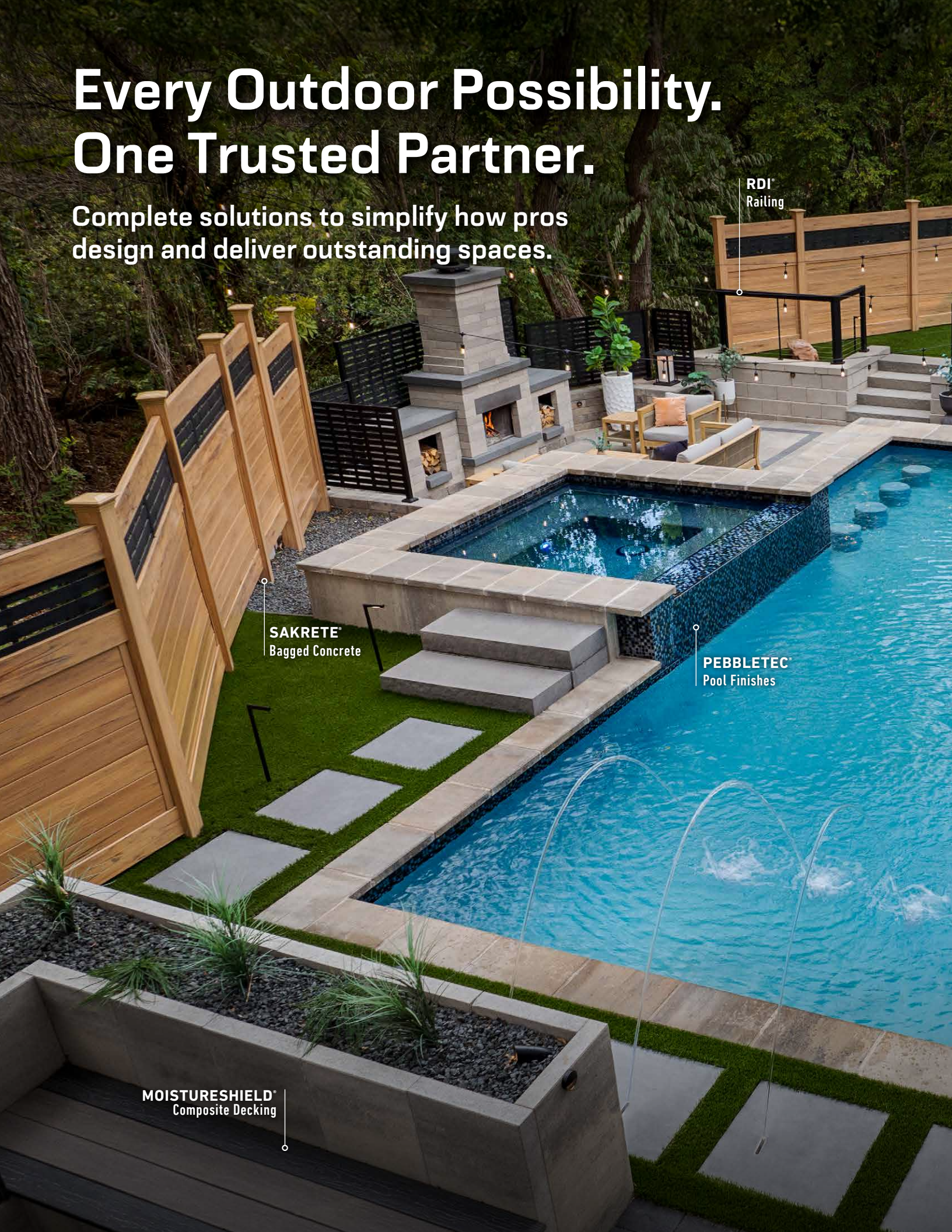
Complete solutions to simplify how pros design and deliver outstanding spaces.

RDI
Railing

SAKRETE®
Bagged Concrete

PEBBLETEC®
Pool Finishes

MOISTURESHIELD®
Composite Decking



CATALYST
Fencing

FREESTYLE™
Shade & Privacy

ELEMENTS™
Outdoor Cooking

TECHNISEAL®
Finish & Protect

BELGARD®
Hardscapes

 **Oldcastle® APG**
A CRH COMPANY

Oldcastle® APG transforms how pros approach outdoor projects with integrated hardscape, decking, fencing and railing solutions backed by the expertise and resources of one powerful partner. The result is streamlined planning, smoother installs and elevated spaces that help more clients Live Well Outside.

OldcastleAPG.com

BELGARD®

AN OLDCASTLE® APG OUTDOOR BRAND

BELGARD.COM

© 2026 Oldcastle® APG, Inc. All Rights Reserved. BEL25-D-542250 | New England | Revised 01/2026

